

South Dakota 4-H

Listing of Scores by Rodeo

07/15/2018

TRIPP COUNTY

Page 1

1st Go

Event: Jr Boys Breakaway

Draw: Contestant	Event Points	Score	Time	All Around Points	Payout
12 GOURNEAU, TEAGAN	10.00	0.0	4.080	10.00	0.00
6 SPENCER, TRISTAN	9.00	0.0	4.830	9.00	0.00
22 MOORE, ROWDY	8.00	0.0	5.050	8.00	0.00
33 HILL, TATEN	6.50	0.0	5.590	6.50	0.00
17 SHELBOURN, STETSON	6.50	0.0	5.590	6.50	0.00
36 FRANSUA, WYATT	5.00	0.0	13.820	5.00	0.00

Event: Jr Boys Cattle Ridin

Draw: Contestant	Event Points	Score	Time	All Around Points	Payout
3 SHIPPY, RILEY	10.00	46.0	0.000	10.00	0.00

Event: Jr Boys Flag Race

Draw: Contestant	Event Points	Score	Time	All Around Points	Payout
18 REIS, SWADE	10.00	0.0	8.522	10.00	0.00
37 VOLMER, BLAKE	9.00	0.0	8.687	9.00	0.00
9 MICHALEK, COLTON	8.00	0.0	8.791	8.00	0.00
6 HEATHERSHAW, MATTHEW	7.00	0.0	8.920	7.00	0.00
40 HAUGEN, ELI	6.00	0.0	9.046	6.00	0.00
4 HEATH, SETH	5.00	0.0	9.144	5.00	0.00
41 VANDERPOL, TEIGAN	4.00	0.0	9.198	4.00	0.00
2 SPENCER, TRISTAN	3.00	0.0	9.406	3.00	0.00
5 SCHONEBAUM, JAYDER	2.00	0.0	9.522	2.00	0.00
27 REIS, ROPE	1.00	0.0	9.548	1.00	0.00

Event: Jr Boys Goats


Draw: Contestant	Event Points	Score	Time	All Around Points	Payout
12 CHASE ALONE, HADEN	10.00	0.0	10.530	10.00	0.00
13 HAUGEN, ELI	9.00	0.0	11.100	9.00	0.00
3 VOLMER, BLAKE	8.00	0.0	11.680	8.00	0.00
1 ROSE, DONOVAN	7.00	0.0	12.180	7.00	0.00
26 VANDERPOL, TEIGAN	6.00	0.0	14.950	6.00	0.00
4 HEATH, SETH	5.00	0.0	15.530	5.00	0.00
32 KAPPENMAN, NICK	4.00	0.0	16.700	4.00	0.00
6 HAUGEN, PRESTYN	3.00	0.0	16.930	3.00	0.00
35 ANDERSON, JACK	2.00	0.0	19.170	2.00	0.00
17 PHILLIPS, GARRET	1.00	0.0	19.180	1.00	0.00

Event: Jr Girls Barrels

Draw: Contestant	Event Points	Score	Time	All Around Points	Payout
34 SCHUYLER, SAYLOR	10.00	0.0	17.198	10.00	0.00
29 GATES, TYRA	9.00	0.0	17.371	9.00	0.00
45 BEESON, SHADA	8.00	0.0	17.848	8.00	0.00
6 WEBORG, KATY	7.00	0.0	17.860	7.00	0.00
18 STEVENS, LAYNI	6.00	0.0	17.868	6.00	0.00
19 KNOLL, BROOKE	5.00	0.0	18.005	5.00	0.00
33 MOODY, AUBREY	4.00	0.0	18.080	4.00	0.00
16 PAULY, LEAHA	3.00	0.0	18.094	3.00	0.00
43 WILLUWEIT, ATHENA	2.00	0.0	18.220	2.00	0.00
28 NESS, SHAYDA	1.00	0.0	18.424	1.00	0.00

Event: Jr Girls Breakaway

Draw: Contestant	Event Points	Score	Time	All Around Points	Payout
13 GRAN, CAYSEN	10.00	0.0	8.470	10.00	0.00



Listing of Scores by Rodeo

Event: Jr Girls Goats

Draw: Contestant	Event Points	Score	Time	All Around Points	Payout
4 STEVENS, LAYNI	10.00	0.0	9.730	10.00	0.00
34 GATES, TYRA	9.00	0.0	10.320	9.00	0.00
16 VANDERMAY, EMELIA	8.00	0.0	12.700	8.00	0.00
12 HOFFINE, ASHLYN	7.00	0.0	12.760	7.00	0.00
9 HOXENG, TAYLOR	6.00	0.0	12.810	6.00	0.00
6 WEBORG, KATY	5.00	0.0	14.500	5.00	0.00
13 MOODY, AUBREY	4.00	0.0	14.820	4.00	0.00
15 BEESON, SUMMER	3.00	0.0	15.140	3.00	0.00
14 ELWOOD, KEELEIGH	2.00	0.0	15.180	2.00	0.00
24 MCCORD, JOSIE	1.00	0.0	15.260	1.00	0.00

Event: Jr Girls Poles

Draw: Contestant	Event Points	Score	Time	All Around Points	Payout
22 BEESON, SHADA	10.00	0.0	22.060	10.00	0.00
46 GATES, TYRA	9.00	0.0	22.795	9.00	0.00
41 KNOLL, BROOKE	8.00	0.0	23.016	8.00	0.00
32 FAGERHAUG, RAYLEE	7.00	0.0	23.174	7.00	0.00
6 HOXENG, TAYLOR	6.00	0.0	23.183	6.00	0.00
36 SCHUYLER, SAYLOR	5.00	0.0	23.232	5.00	0.00
19 MOODY, AUBREY	4.00	0.0	23.281	4.00	0.00
11 STEVENS, LAYNI	3.00	0.0	23.297	3.00	0.00
28 NESS, SHAYDA	2.00	0.0	23.610	2.00	0.00
3 IOTT, SADIE	1.00	0.0	24.304	1.00	0.00

Event: Sr Boys Bareback Rid

Draw: Contestant	Event Points	Score	Time	All Around Points	Payout
1 SMITH, CLAYTON	10.00	32.0	0.000	10.00	0.00

Event: Sr Boys Saddle Bronc

Draw: Contestant	Event Points	Score	Time	All Around Points	Payout
2 SUHR, DYLAN	10.00	55.0	0.000	10.00	0.00
1 HEATHERSHAW, MALCOM	9.00	49.0	0.000	9.00	0.00

Event: Sr Boys Str Wrstlng


Draw: Contestant	Event Points	Score	Time	All Around Points	Payout
8 CAHOY, WYATT	10.00	0.0	8.730	10.00	0.00
1 PETERSEK, LINKYN	9.00	0.0	11.610	9.00	0.00
2 SUHR, DYLAN	8.00	0.0	24.120	8.00	0.00

Event: Sr Boys Tie Down

Draw: Contestant	Event Points	Score	Time	All Around Points	Payout
1 STEFFEN, BLASIUS	10.00	0.0	13.090	10.00	0.00
17 CAHOY, WYATT	9.00	0.0	15.080	9.00	0.00
15 PETERSEK, LINKYN	8.00	0.0	15.810	8.00	0.00
23 DEAN, BEAU	7.00	0.0	17.760	7.00	0.00
10 STARR, KADE	6.00	0.0	18.890	6.00	0.00
22 PETRIK, BRADY	5.00	0.0	19.060	5.00	0.00
6 OLSON, AUSTIN	4.00	0.0	23.900	4.00	0.00
19 PHILLIPS, DAWSON	3.00	0.0	26.410	3.00	0.00

Event: Sr Bull Riding

Draw: Contestant	Event Points	Score	Time	All Around Points	Payout
6 SHIPPY, RIGGIN	10.00	46.0	0.000	10.00	0.00



Listing of Scores by Rodeo

Event: Sr Girls Barrels

Draw: Contestant	Event Points	Score	Time	All Around Points	Payout
29 MCCORD, SIDNEY	10.00	0.0	17.631	10.00	0.00
20 BOSWORTH, BAILEY	9.00	0.0	17.786	9.00	0.00
33 NELSON, SHAW	8.00	0.0	17.810	8.00	0.00
35 LANG, SHELBY	7.00	0.0	17.923	7.00	0.00
19 HARRINGTON, TANA JO	6.00	0.0	18.108	6.00	0.00
37 STEVENS, JOSI	5.00	0.0	18.237	5.00	0.00
32 HANSON, RAMEE JO	4.00	0.0	18.294	4.00	0.00
9 HOLLENBECK, SYDNEY	3.00	0.0	18.317	3.00	0.00
25 KNIPPLING, KAZNEY	2.00	0.0	18.389	2.00	0.00
22 SCHUYLER, SAIGE	1.00	0.0	18.544	1.00	0.00

Event: Sr Girls Breakaway

Draw: Contestant	Event Points	Score	Time	All Around Points	Payout
1 ZACHANAS, NATALIE	10.00	0.0	3.980	10.00	0.00
18 STEVENS, JOSI	9.00	0.0	4.320	9.00	0.00
12 OLSON, BAILEY	8.00	0.0	4.560	8.00	0.00
17 LEISCHNER, LEXY	7.00	0.0	5.430	7.00	0.00
3 CARROLL, CHEYENNE	6.00	0.0	5.730	6.00	0.00
13 KROGMAN, SAVANNAH	5.00	0.0	13.760	5.00	0.00
30 THEOBALD, SYDNEY	4.00	0.0	14.440	4.00	0.00
20 HUSTED, HALEY	3.00	0.0	14.620	3.00	0.00
27 KNOLL, KATLYN	2.00	0.0	15.040	2.00	0.00
26 KELDERMAN, RACHEL	1.00	0.0	24.340	1.00	0.00

Event: Sr Girls Goats


Draw: Contestant	Event Points	Score	Time	All Around Points	Payout
9 SCHONEBAUM, LAINEE	10.00	0.0	9.740	10.00	0.00
12 STEVENS, JOSI	9.00	0.0	10.540	9.00	0.00
13 PETRAK, TARRYN	8.00	0.0	11.580	8.00	0.00
25 HEATH, SAYDEE	7.00	0.0	12.100	7.00	0.00
22 HUSTED, SHEA	6.00	0.0	12.180	6.00	0.00
26 CARROLL, CHEYENNE	5.00	0.0	12.440	5.00	0.00
6 HAUGEN, AMANDA	4.00	0.0	12.510	4.00	0.00
16 KELDERMAN, RACHEL	3.00	0.0	12.700	3.00	0.00
18 SCHUYLER, SAIGE	2.00	0.0	12.850	2.00	0.00
5 LEISCHNER, LEXY	1.00	0.0	13.270	1.00	0.00

Event: Sr Girls Poles

Draw: Contestant	Event Points	Score	Time	All Around Points	Payout
40 LANG, SHELBY	10.00	0.0	21.467	10.00	0.00
7 HEATH, SAYDEE	9.00	0.0	22.104	9.00	0.00
15 HOLLENBECK, SYDNEY	8.00	0.0	22.925	8.00	0.00
8 CARROLL, CHEYENNE	7.00	0.0	22.983	7.00	0.00
1 STARR, TARYN	6.00	0.0	23.016	6.00	0.00
35 GUINN, CAYCEE	5.00	0.0	23.076	5.00	0.00
32 KNOLL, KATLYN	4.00	0.0	23.191	4.00	0.00
34 HARRINGTON, TANA JO	3.00	0.0	23.217	3.00	0.00
33 HOFFINE, BAYLIE	2.00	0.0	23.282	2.00	0.00
37 STEVENS, JOSI	1.00	0.0	23.546	1.00	0.00

Event: Sr. Ribbon Roping

Draw: Contestant	Event Points	Score	Time	All Around Points	Payout
10 STEVENS, JOSI	10.00	0.0	8.860	10.00	0.00



South Dakota 4-H

Listing of Scores by Rodeo

07/15/2018

TRIPP COUNTY

Page 4

1st Go

8 KNIPLING, KAZNEY 9.00 0.0 10.080 9.00 0.00

Event: Sr. Team Roping

Draw: Contestant	Event Points	Score	Time	All Around Points	Payout
9 STEFFEN, BLASIOUS (1)	9.50	0.0	12.640	9.50	0.00
9 DEAN, BEAU (2)	9.50	0.0	12.640	9.50	0.00
7 OLSON, AUSTIN (1)	7.50	0.0	13.890	7.50	0.00
7 OLSON, WYATT (2)	7.50	0.0	13.890	7.50	0.00
2 STEVENS, JOSI (1)	5.50	0.0	20.590	5.50	0.00
2 VANDERPOL, WESTON (2)	5.50	0.0	20.590	5.50	0.00
5 CAHOY, WYATT (1)	3.50	0.0	22.310	3.50	0.00
5 PETERSEK, LINKYN (2)	3.50	0.0	22.310	3.50	0.00
1 GARNOS, MCCALL (1)	1.50	0.0	24.050	1.50	0.00
1 FLOYD, TYSON (2)	1.50	0.0	24.050	1.50	0.00