

South Dakota 4-H

Listing of Scores by Rodeo

08/16/2015


FINALS

Page 1

Average

Event: Sr Boys Bareback Rid

Contestant	Event Points	Score	Time	All Around Points	Payout
HABECK, JERALD	10.00	66.0	0.000	10.00	0.00
HOKANA, COLT	9.00	60.0	0.000	9.00	0.00
HUGHSON, ROWDY	8.00	55.0	0.000	8.00	0.00
CARMODY, JAKE	0.00	0.0	0.000	0.00	0.00
WARD, GARRETT	0.00	0.0	0.000	0.00	0.00
EDOFF, TRAE	0.00	0.0	0.000	0.00	0.00



South Dakota 4-H

Listing of Scores by Rodeo

08/16/2015


FINALS

Page 1

Average

Event: Sr Bull Riding

Contestant	Event Points	Score	Time	All Around Points	Payout
SCHULTZ, GAVIN	10.00	141.0	0.000	10.00	0.00
KESSLER, CHRIS	9.00	130.0	0.000	9.00	0.00
SCHLABACH, RYAN	8.00	103.0	0.000	8.00	0.00
MACCONNELL, CLAY	7.00	89.0	0.000	7.00	0.00
REEDY, DAWSON	6.00	68.0	0.000	6.00	0.00
CARMODY, JAKE	4.50	65.0	0.000	4.50	0.00
BREWER, COLE	4.50	65.0	0.000	4.50	0.00
RICE, DYLAN	3.00	62.0	0.000	3.00	0.00
JOHNSON, HUNTER	2.00	61.0	0.000	2.00	0.00
HENINGER, CASEY	1.00	57.0	0.000	1.00	0.00
PEITZ, ISAAK	0.00	0.0	0.000	0.00	0.00
FRIESE, KYLE	0.00	0.0	0.000	0.00	0.00
EDOFF, TRAE	0.00	0.0	0.000	0.00	0.00
WHITNEY, ZANE	0.00	0.0	0.000	0.00	0.00
PERRY, WYATT	0.00	0.0	0.000	0.00	0.00
EATON, LANE	0.00	0.0	0.000	0.00	0.00
FRIESE, AUSTIN	0.00	0.0	0.000	0.00	0.00
EASTON, TUCKER	0.00	0.0	0.000	0.00	0.00
PEDERSON, C.L.	0.00	0.0	0.000	0.00	0.00
GRAY, TEIGAN	0.00	0.0	0.000	0.00	0.00
SCHMIDT, TJ	0.00	0.0	0.000	0.00	0.00
OLSON, CHANCE	0.00	0.0	0.000	0.00	0.00
FORMAN, BLADE	0.00	0.0	0.000	0.00	0.00
JOHNSON, HUNTER	0.00	0.0	0.000	0.00	0.00
HILL, BRADY	0.00	0.0	0.000	0.00	0.00
ALLEN, TEE	0.00	0.0	0.000	0.00	0.00
SCHMIDT, OLATHE	0.00	0.0	0.000	0.00	0.00
PEDERSON, JAYDEN	0.00	0.0	0.000	0.00	0.00
LARSON, TRACE	0.00	0.0	0.000	0.00	0.00
SCHOTT, CHANCE	0.00	0.0	0.000	0.00	0.00
HUGHSON, ROWDY	0.00	0.0	0.000	0.00	0.00
PEDERSON, G.P.	0.00	0.0	0.000	0.00	0.00
SALONEN, KOLTON	0.00	0.0	0.000	0.00	0.00



South Dakota 4-H

Listing of Scores by Rodeo

08/16/2015


FINALS

Page 1

Average

Event: Sr Boys Tie Down

Contestant	Event Points	Score	Time	All Around Points	Payout
FORTUNE, RILEY	10.00	0.0	30.730	10.00	0.00
THELEN, JOHN	9.00	0.0	32.270	9.00	0.00
PETERSON, JON	8.00	0.0	33.010	8.00	0.00
RICHIE, NOLAN	7.00	0.0	33.230	7.00	0.00
KIRWAN, JD	6.00	0.0	33.320	6.00	0.00
KAMMERER, JACOB	5.00	0.0	39.050	5.00	0.00
DEAN, BEAU	4.00	0.0	40.560	4.00	0.00
PETRAK, TAGG	3.00	0.0	41.030	3.00	0.00
KNOLL, ETHAN	2.00	0.0	46.930	2.00	0.00
WHITNEY, ZANE	1.00	0.0	51.330	1.00	0.00
JOHNSTON, CARSON	0.00	0.0	112.200	0.00	0.00
KENZY, MYLES	0.00	0.0	112.490	0.00	0.00
MARONE, RICH	0.00	0.0	113.020	0.00	0.00
DOWLING, CYLER	0.00	0.0	113.500	0.00	0.00
SCHNEIDER, COLE	0.00	0.0	113.530	0.00	0.00
BOLDON, BAXTER	0.00	0.0	113.710	0.00	0.00
BELKHAM, BROCK	0.00	0.0	115.170	0.00	0.00
FULTON, DYLAN	0.00	0.0	117.580	0.00	0.00
JONES, BRODY	0.00	0.0	118.150	0.00	0.00
SMITH, NOLAN	0.00	0.0	119.460	0.00	0.00
PETRAK, TATE	0.00	0.0	119.500	0.00	0.00
KONTZ, BLAKE	0.00	0.0	119.510	0.00	0.00
HEATH, WILEY	0.00	0.0	120.070	0.00	0.00
HALVERSON, SCOTT	0.00	0.0	120.380	0.00	0.00
SIVERTSEN, LANDON	0.00	0.0	121.230	0.00	0.00
KNUTSON, LANCE	0.00	0.0	121.370	0.00	0.00
SALONEN, KOLTON	0.00	0.0	121.860	0.00	0.00
GOOD, CARSON	0.00	0.0	121.940	0.00	0.00
STEVENS, LATHEN	0.00	0.0	122.590	0.00	0.00
KESSLER, LUCAS	0.00	0.0	122.810	0.00	0.00
WOODWARD, BRENT	0.00	0.0	123.930	0.00	0.00
PETERSON, DEREK	0.00	0.0	125.590	0.00	0.00
PETERSON, TREVOR	0.00	0.0	126.230	0.00	0.00
PALMER, COLLIN	0.00	0.0	126.950	0.00	0.00
ARNESON, REED	0.00	0.0	127.350	0.00	0.00
ADAMS, SUTTON	0.00	0.0	127.550	0.00	0.00
FANNING, RHETT	0.00	0.0	129.240	0.00	0.00
FAWCETT, LANE	0.00	0.0	132.060	0.00	0.00
STEFFEN, BLASIVS	0.00	0.0	200.000	0.00	0.00
FULTON, WYATT	0.00	0.0	200.000	0.00	0.00
FITE, TANNER	0.00	0.0	200.000	0.00	0.00
EDLEMAN, BRAEDEN	0.00	0.0	200.000	0.00	0.00
PARKER, CARTER	0.00	0.0	200.000	0.00	0.00
BACH, SETH	0.00	0.0	200.000	0.00	0.00
POPHAM, CHANCE	0.00	0.0	200.000	0.00	0.00
EGLY, GRADY	0.00	0.0	200.000	0.00	0.00
SCHAACK, WYNN	0.00	0.0	200.000	0.00	0.00
HOKANA, COLT	0.00	0.0	200.000	0.00	0.00
SMITH, JAYKOB	0.00	0.0	200.000	0.00	0.00
BROWN, WINSTON	0.00	0.0	200.000	0.00	0.00




Listing of Scores by Rodeo

FINALS

Average

STRAND, SAWYER	0.00	0.0	200.000	0.00	0.00
MOSER, TEAGAN	0.00	0.0	200.000	0.00	0.00
HODSON, KEITH	0.00	0.0	200.000	0.00	0.00
FERNAU, ETHAN	0.00	0.0	200.000	0.00	0.00
BYRNE, TYLER	0.00	0.0	200.000	0.00	0.00
HURST, DALTON	0.00	0.0	200.000	0.00	0.00
HENINGER, LUKE	0.00	0.0	200.000	0.00	0.00
PETRIK, BRADY	0.00	0.0	200.000	0.00	0.00
LEONHARDT, MARK	0.00	0.0	200.000	0.00	0.00
KAHNKE, CHARLIE	0.00	0.0	200.000	0.00	0.00
BERGESON, ALEX	0.00	0.0	200.000	0.00	0.00
CRAGO, CHET	0.00	0.0	200.000	0.00	0.00
SCHUELKE, WYATT	0.00	0.0	200.000	0.00	0.00
JOHNSON, RANCE	0.00	0.0	200.000	0.00	0.00
CHRISTENSEN, TYLER	0.00	0.0	200.000	0.00	0.00
JOHNSON, JEREMIAH	0.00	0.0	200.000	0.00	0.00



South Dakota 4-H

Listing of Scores by Rodeo

08/16/2015


FINALS

Page 1

Average

Event: Sr Boys Saddle Bronc

Contestant	Event Points	Score	Time	All Around Points	Payout
SCHOFIELD, DYLAN	10.00	147.0	0.000	10.00	0.00
ELSHERE, CARTER	9.00	138.0	0.000	9.00	0.00
ARNESON, REED	8.00	117.0	0.000	8.00	0.00
SALONEN, KOLTON	7.00	110.0	0.000	7.00	0.00
SCHUELKE, WYATT	6.00	69.0	0.000	6.00	0.00
HILL, BRADY	5.00	63.0	0.000	5.00	0.00
MOODY, BRANDON	3.50	51.0	0.000	3.50	0.00
STEVENS, LATHEN	3.50	51.0	0.000	3.50	0.00
ELSHERE, TREY	2.00	48.0	0.000	2.00	0.00
SEXTON, PADEN	1.00	47.0	0.000	1.00	0.00
FANNING, RHETT	0.00	46.0	0.000	0.00	0.00
CHAUNCEY, BILL	0.00	40.0	0.000	0.00	0.00
THELEN, JOHN	0.00	0.0	0.000	0.00	0.00
OPSTEDAHL, TYLER	0.00	0.0	0.000	0.00	0.00
THOMPSON, TROY	0.00	0.0	0.000	0.00	0.00
WARD, GARRETT	0.00	0.0	0.000	0.00	0.00
HENINGER, CASEY	0.00	0.0	0.000	0.00	0.00
WEST, COOPER	0.00	0.0	0.000	0.00	0.00
JOHNSON, HUNTER	0.00	0.0	0.000	0.00	0.00
DENNIS, PEDRO	0.00	0.0	0.000	0.00	0.00
KAMMERER, JACOB	0.00	0.0	0.000	0.00	0.00



South Dakota 4-H

Listing of Scores by Rodeo

08/16/2015

FINALS

Page 1

Average

Event: Sr Boys Str Wrstlng

Contestant	Event Points	Score	Time	All Around Points	Payout
JOHNSTON, CARSON	10.00	0.0	12.430	10.00	0.00
JOHNSON, RANCE	9.00	0.0	17.800	9.00	0.00
GOOD, CARSON	8.00	0.0	21.110	8.00	0.00
BELKHAM, BROCK	7.00	0.0	27.160	7.00	0.00
JONES, BRODY	6.00	0.0	33.610	6.00	0.00
KAMMERER, JACOB	5.00	0.0	104.950	5.00	0.00
FANNING, CAMERON	4.00	0.0	106.380	4.00	0.00
STRAND, SAWYER	3.00	0.0	106.660	3.00	0.00
RICHIE, NOLAN	2.00	0.0	106.940	2.00	0.00
EGLY, GRADY	1.00	0.0	108.070	1.00	0.00
PETRAK, TATE	0.00	0.0	108.410	0.00	0.00
DOWLING, CYLER	0.00	0.0	108.990	0.00	0.00
PARR, ETHAN	0.00	0.0	113.100	0.00	0.00
PORCH, BRENDON	0.00	0.0	114.310	0.00	0.00
FULTON, DYLAN	0.00	0.0	117.060	0.00	0.00
HUNT, J.T.	0.00	0.0	125.570	0.00	0.00
HENINGER, LUKE	0.00	0.0	126.180	0.00	0.00
FULTON, WYATT	0.00	0.0	200.000	0.00	0.00
BERGESON, ALEX	0.00	0.0	200.000	0.00	0.00
HENINGER, CASEY	0.00	0.0	200.000	0.00	0.00
HURST, DALTON	0.00	0.0	200.000	0.00	0.00
HALVERSON, SCOTT	0.00	0.0	200.000	0.00	0.00
KINSELLA, KADE	0.00	0.0	200.000	0.00	0.00
PETRAK, TAGG	0.00	0.0	200.000	0.00	0.00
BYRNE, TYLER	0.00	0.0	200.000	0.00	0.00
WOODWARD, BRENT	0.00	0.0	200.000	0.00	0.00
JOHNSON, JEREMIAH	0.00	0.0	200.000	0.00	0.00
ADAMS, SUTTON	0.00	0.0	200.000	0.00	0.00
WRIGHT, TREY	0.00	0.0	200.000	0.00	0.00
HUGHSON, ROWDY	0.00	0.0	200.000	0.00	0.00
KESSLER, LUCAS	0.00	0.0	200.000	0.00	0.00
KENNEDY, CARTER	0.00	0.0	200.000	0.00	0.00