

South Dakota 4-H

*Listing of Scores by Rodeo*

07/11/2018

SOUTHWEST

Page 1

1st Go

**Event: Ambassador**

Draw: Contestant	Event Points	Score	Time	All Around Points	Payout
0 VINES, MIRANDA	10.00	1.0	0.000	10.00	0.00

**Event: Jr Boys Breakaway**

Draw: Contestant	Event Points	Score	Time	All Around Points	Payout
20 GRILL, CADE	10.00	0.0	5.420	10.00	0.00
5 BLASIUS, BURK	9.00	0.0	7.030	9.00	0.00
4 HAMMERSTROM, CADE	8.00	0.0	13.260	8.00	0.00
9 HARTSHORN, TREVOR	7.00	0.0	14.090	7.00	0.00

**Event: Jr Boys Cattle Ridin**

Draw: Contestant	Event Points	Score	Time	All Around Points	Payout
7 ELSHERE, THAYNE	9.50	62.0	0.000	9.50	0.00
9 WILSON, GUS	9.50	62.0	0.000	9.50	0.00
11 MONTAGUE, KADE	8.00	61.0	0.000	8.00	0.00
6 GABE, CHAZZ	7.00	59.0	0.000	7.00	0.00
5 GROVEN, KYLE	6.00	55.0	0.000	6.00	0.00

**Event: Jr Boys Flag Race**


Draw: Contestant	Event Points	Score	Time	All Around Points	Payout
10 BLASIUS, BLAIR	10.00	0.0	7.003	10.00	0.00
27 CROWSER, KALE	9.00	0.0	7.016	9.00	0.00
20 WILLIAMS, STRAN	8.00	0.0	7.092	8.00	0.00
22 ELSHERE, THAYNE	7.00	0.0	7.157	7.00	0.00
26 BLASIUS, JACE	6.00	0.0	7.444	6.00	0.00
5 HARTSHORN, TREVOR	5.00	0.0	7.571	5.00	0.00
11 PORCH, DALTON	4.00	0.0	7.717	4.00	0.00
8 CORDES, KIPP	3.00	0.0	8.000	3.00	0.00
9 PRICE, BRIGG	2.00	0.0	8.064	2.00	0.00
29 MONTAGUE, KADE	1.00	0.0	8.233	1.00	0.00

**Event: Jr Boys Goats**

Draw: Contestant	Event Points	Score	Time	All Around Points	Payout
3 BLASIUS, BURK	10.00	0.0	13.610	10.00	0.00
18 FITE, TEGAN	9.00	0.0	15.110	9.00	0.00
2 STODDARD, CADEN	8.00	0.0	15.360	8.00	0.00
24 WILLIAMS, STRAN	7.00	0.0	16.710	7.00	0.00
11 SPENCER, TRISTAN	6.00	0.0	20.440	6.00	0.00
27 PORCH, DALTON	5.00	0.0	20.840	5.00	0.00
28 WOODWARD, WESTON	4.00	0.0	22.480	4.00	0.00
10 PRICE, BRIGG	3.00	0.0	22.960	3.00	0.00
20 LONG, JAKOB	2.00	0.0	23.120	2.00	0.00
1 CORDES, KIPP	1.00	0.0	23.390	1.00	0.00

**Event: Jr Girls Barrels**

Draw: Contestant	Event Points	Score	Time	All Around Points	Payout
15 ROMEY, BRIDGET	10.00	0.0	17.920	10.00	0.00
17 BETTELYOUN, KASHLIN	9.00	0.0	18.750	9.00	0.00
24 MERRILL, T	8.00	0.0	19.037	8.00	0.00
4 CORDES, PIPER	7.00	0.0	19.238	7.00	0.00
20 KRITENBRINK, ADDISON	6.00	0.0	19.376	6.00	0.00
8 HEEZEN, HANNAH	5.00	0.0	19.430	5.00	0.00
6 ROSE, EMILY	4.00	0.0	19.457	4.00	0.00
37 MOON, LUCY	3.00	0.0	19.482	3.00	0.00



South Dakota 4-H

*Listing of Scores by Rodeo*

07/11/2018

SOUTHWEST

Page 2

1st Go

36 JONES, JAYSEE	2.00	0.0	19.930	2.00	0.00
9 FAGERHAUG, RAYLEE	1.00	0.0	20.041	1.00	0.00

**Event: Jr Girls Breakaway**

Draw: Contestant	Event Points	Score	Time	All Around Points	Payout
11 HEEZEN, HANNAH	10.00	0.0	6.530	10.00	0.00
14 ROMEY, BRIDGET	9.00	0.0	15.390	9.00	0.00

**Event: Jr Girls Goats**

Draw: Contestant	Event Points	Score	Time	All Around Points	Payout
2 GRUBL, JALYNN	10.00	0.0	15.610	10.00	0.00
4 HEEZEN, HANNAH	9.00	0.0	16.630	9.00	0.00
10 MERRILL, T	8.00	0.0	17.280	8.00	0.00
6 BETTELYOUN, KASHLIN	7.00	0.0	19.700	7.00	0.00
18 CORDES, PIPER	6.00	0.0	21.260	6.00	0.00
7 MOON, LUCY	5.00	0.0	21.520	5.00	0.00
19 JOHNSON, PRESLEY	4.00	0.0	26.390	4.00	0.00
8 KRITENBRINK, ADDISON	3.00	0.0	27.650	3.00	0.00

**Event: Jr Girls Poles**


Draw: Contestant	Event Points	Score	Time	All Around Points	Payout
11 FANNING, LANEY	10.00	0.0	24.178	10.00	0.00
33 MERRILL, T	9.00	0.0	25.056	9.00	0.00
25 KRITENBRINK, ADDISON	8.00	0.0	25.221	8.00	0.00
10 CORDES, PIPER	7.00	0.0	25.849	7.00	0.00
24 ROMEY, BRIDGET	6.00	0.0	25.899	6.00	0.00
18 ANDERS, JONNIE	5.00	0.0	26.336	5.00	0.00
14 CUNY, ANNIE	4.00	0.0	26.601	4.00	0.00
15 AMIOTTE, BREEZY	3.00	0.0	26.961	3.00	0.00
2 GRUBL, JALYNN	2.00	0.0	27.279	2.00	0.00
8 FISHER, BOBBI	1.00	0.0	27.624	1.00	0.00

**Event: Jr Jr Barrels**

Draw: Contestant	Event Points	Score	Time	All Around Points	Payout
8 UHERKA, TYCE	10.00	0.0	19.032	10.00	0.00
24 CARLSON, ASHLYNN	9.00	0.0	22.750	9.00	0.00
9 PORCH, PEYTON	8.00	0.0	23.814	8.00	0.00
17 CRAGO, LAINEY	7.00	0.0	24.305	7.00	0.00
3 OLSON, JORY	6.00	0.0	24.537	6.00	0.00
25 MILLAR, KOBI	5.00	0.0	24.810	5.00	0.00
23 MOON, EMMY	4.00	0.0	25.191	4.00	0.00
19 WHITE, REED	3.00	0.0	25.364	3.00	0.00
21 PRICE, BRYNLIE	2.00	0.0	26.000	2.00	0.00
18 SEXTON, TAVA	1.00	0.0	26.406	1.00	0.00

**Event: Jr Jr Flag Race**

Draw: Contestant	Event Points	Score	Time	All Around Points	Payout
16 OLSON, JORY	10.00	0.0	8.162	10.00	0.00
8 KING, CASHLEY	9.00	0.0	9.856	9.00	0.00
15 UHERKA, TAYA	8.00	0.0	10.257	8.00	0.00
1 UHERKA, TYCE	7.00	0.0	10.354	7.00	0.00
6 CRAGO, LAINEY	6.00	0.0	13.038	6.00	0.00
3 SEXTON, LILY	5.00	0.0	13.057	5.00	0.00
2 ELLERTON, KYLEE	4.00	0.0	13.271	4.00	0.00
9 CARMICHAEL, OLIVIA	3.00	0.0	15.592	3.00	0.00
13 MILLAR, KOBI	2.00	0.0	15.593	2.00	0.00



South Dakota 4-H

*Listing of Scores by Rodeo*

07/11/2018

SOUTHWEST

Page 3

1st Go

11 FREDERICK, CEDAR 1.00 0.0 16.444 1.00 0.00

**Event: Jr Jr Goats**

Draw: Contestant	Event Points	Score	Time	All Around Points	Payout
4 MERRILL, CAYNE	10.00	0.0	8.860	10.00	0.00
18 CRAGO, LAINEY	9.00	0.0	10.200	9.00	0.00
3 UHERKA, TYCE	8.00	0.0	10.510	8.00	0.00
21 OLSON, JORY	7.00	0.0	10.540	7.00	0.00
22 MOON, EMMY	6.00	0.0	10.730	6.00	0.00
13 WHITE, REED	5.00	0.0	11.060	5.00	0.00
19 PRICE, BRYNLIE	4.00	0.0	11.670	4.00	0.00
12 JONES, RAYNEE	3.00	0.0	11.800	3.00	0.00
10 PORCH, PEYTON	2.00	0.0	12.700	2.00	0.00
20 SEXTON, TAVA	1.00	0.0	14.410	1.00	0.00

**Event: Jr Jr Poles**

Draw: Contestant	Event Points	Score	Time	All Around Points	Payout
8 UHERKA, TYCE	10.00	0.0	30.906	10.00	0.00
9 CARLSON, ASHLYNN	9.00	0.0	31.480	9.00	0.00
3 OLSON, JORY	8.00	0.0	32.661	8.00	0.00
12 PRICE, BRYNLIE	7.00	0.0	34.730	7.00	0.00
11 SEXTON, TAVA	6.00	0.0	35.094	6.00	0.00
24 CRAGO, LAINEY	5.00	0.0	35.095	5.00	0.00
10 PORCH, PEYTON	4.00	0.0	36.479	4.00	0.00
6 SEXTON, LILY	3.00	0.0	37.030	3.00	0.00
17 WHITE, REED	2.00	0.0	37.150	2.00	0.00
1 PHILLIPS, PAIGE	1.00	0.0	38.152	1.00	0.00

**Event: Sr Boys Str Wrstlng**

Draw: Contestant	Event Points	Score	Time	All Around Points	Payout
3 JOHNSON, HUDSON	10.00	0.0	8.606	10.00	0.00
2 BREWER, GARRETT	9.00	0.0	9.914	9.00	0.00
12 TIBBITTS, WYATT	8.00	0.0	9.955	8.00	0.00
1 MCAMIS, TEE	7.00	0.0	11.146	7.00	0.00
6 GOOD, DENTON	6.00	0.0	17.133	6.00	0.00
8 JOHNSON, HUNTER	5.00	0.0	23.849	5.00	0.00

**Event: Sr Boys Tie Down**


Draw: Contestant	Event Points	Score	Time	All Around Points	Payout
17 GRILL, CHANCE	10.00	0.0	18.859	10.00	0.00
15 ROBERTS, CORD	9.00	0.0	19.756	9.00	0.00
4 FITE, TANNER	8.00	0.0	29.952	8.00	0.00

**Event: Sr Bull Riding**

Draw: Contestant	Event Points	Score	Time	All Around Points	Payout
5 JOHNSON, HUNTER	10.00	67.0	0.000	10.00	0.00
4 JOHNSON, HUDSON	9.00	64.0	0.000	9.00	0.00
3 FILIPEK, DAKOHTA	8.00	58.0	0.000	8.00	0.00

**Event: Sr Girls Barrels**

Draw: Contestant	Event Points	Score	Time	All Around Points	Payout
18 HEITSCH, WHITLEY	10.00	0.0	17.918	10.00	0.00
19 HUBER, LEAH	9.00	0.0	18.964	9.00	0.00
7 WOODWARD, JESSICA	8.00	0.0	19.673	8.00	0.00
26 DEUTSCHER, SAMANTHA	7.00	0.0	19.825	7.00	0.00
3 ELSHERE, CAMRI	6.00	0.0	19.941	6.00	0.00



*Listing of Scores by Rodeo*

SOUTHWEST

1st Go

13	ECOFFEY, ECHO	5.00	0.0	19.969	5.00	0.00
1	MARCH, CASSIDY	4.00	0.0	20.155	4.00	0.00
24	OLSON, JANA E	3.00	0.0	20.203	3.00	0.00
4	MARCH, MADISON	2.00	0.0	20.476	2.00	0.00
12	WILLIAMS, JAICEE	1.00	0.0	20.522	1.00	0.00

**Event: Sr Girls Breakaway**

Draw: Contestant	Event Points	Score	Time	All Around Points	Payout
1 HEITSCH, WHITLEY	10.00	0.0	3.760	10.00	0.00
17 SAWVELL, KASSIDY	9.00	0.0	5.400	9.00	0.00

**Event: Sr Girls Goats**

Draw: Contestant	Event Points	Score	Time	All Around Points	Payout
2 BREWER, MIRANDA	10.00	0.0	11.380	10.00	0.00
11 HEITSCH, WHITLEY	9.00	0.0	11.520	9.00	0.00
16 ELSHERE, CAMRI	8.00	0.0	11.970	8.00	0.00
15 MONTAGUE, TAYLIN	7.00	0.0	12.200	7.00	0.00
9 WARD, LASKA	6.00	0.0	12.410	6.00	0.00
7 WILLIAMS, JAICEE	5.00	0.0	15.450	5.00	0.00
12 WOODWARD, JESSICA	4.00	0.0	15.870	4.00	0.00
8 KING, LAILA	3.00	0.0	21.270	3.00	0.00

**Event: Sr Girls Poles**

Draw: Contestant	Event Points	Score	Time	All Around Points	Payout
23 WOODWARD, JESSICA	10.00	0.0	23.071	10.00	0.00
24 MCCOY, RACHAEL	9.00	0.0	24.047	9.00	0.00
8 ELSHERE, CAMRI	8.00	0.0	24.420	8.00	0.00
29 HUBERT, SAM	7.00	0.0	24.622	7.00	0.00
30 HEITSCH, WHITLEY	6.00	0.0	25.070	6.00	0.00
21 OLSON, JANA E	5.00	0.0	26.022	5.00	0.00
20 LIVERMONT, CJ	4.00	0.0	26.530	4.00	0.00
12 ECOFFEY, ECHO	3.00	0.0	27.107	3.00	0.00
17 VINES, MIRANDA	2.00	0.0	27.386	2.00	0.00
15 MARCH, CASSIDY	1.00	0.0	28.501	1.00	0.00

**Event: Sr. Ribbon Roping**

Draw: Contestant	Event Points	Score	Time	All Around Points	Payout
8 HEITSCH, WHITLEY	10.00	0.0	21.450	10.00	0.00
4 WARD, LASKA	9.00	0.0	33.410	9.00	0.00

**Event: Sr. Team Roping**

Draw: Contestant	Event Points	Score	Time	All Around Points	Payout
11 JONES, TAYSON (1)	10.00	0.0	24.284	10.00	0.00
11 GRUBL, BRITTANY (2)	10.00	0.0	24.284	10.00	0.00
9 LARSON, SAM (1)	9.00	0.0	34.529	9.00	0.00
9 GRILL, CHANCE (2)	9.00	0.0	34.529	9.00	0.00
13 MARCH, CASSIDY (1)	8.00	0.0	37.180	8.00	0.00
13 SMITH, JAYKOB (2)	8.00	0.0	37.180	8.00	0.00