

**Listing of Scores by Rodeo**

**Event: Jr Boys Breakaway**


| Draw: Contestant        | Event Points | Score | Time    | All Around Points | Payout |
|-------------------------|--------------|-------|---------|-------------------|--------|
| 14 THORSTENSON, JACE    | 10.00        | 0.0   | 4.320   | 10.00             | 0.00   |
| 19 BLASIUS, BLAIR       | 9.00         | 0.0   | 5.010   | 9.00              | 0.00   |
| 23 HEATHERSHAW, MALCOLM | 8.00         | 0.0   | 5.550   | 8.00              | 0.00   |
| 28 GOOD, DENTON         | 7.00         | 0.0   | 12.860  | 7.00              | 0.00   |
| 25 CORDES, KIPP         | 6.00         | 0.0   | 13.770  | 6.00              | 0.00   |
| 29 WEST, EASTAN         | 0.00         | 0.0   | 100.000 | 0.00              | 0.00   |
| 1 BYRNE, JADE           | 0.00         | 0.0   | 100.000 | 0.00              | 0.00   |
| 6 BLOCK, KAELAN         | 0.00         | 0.0   | 100.000 | 0.00              | 0.00   |
| 21 HEATHERSHAW, JACOBY  | 0.00         | 0.0   | 100.000 | 0.00              | 0.00   |
| 26 HOSTUTLER, JESSE     | 0.00         | 0.0   | 100.000 | 0.00              | 0.00   |
| 16 PORCH, DALTON        | 0.00         | 0.0   | 100.000 | 0.00              | 0.00   |
| 7 HARTSHORN, TREVOR     | 0.00         | 0.0   | 100.000 | 0.00              | 0.00   |
| 30 WILSON, CASH         | 0.00         | 0.0   | 100.000 | 0.00              | 0.00   |
| 27 HEATHERSHAW, MATHEW  | 0.00         | 0.0   | 100.000 | 0.00              | 0.00   |
| 11 PALMER, LAYNE        | 0.00         | 0.0   | 100.000 | 0.00              | 0.00   |
| 9 FORTUNE, CARTER       | 0.00         | 0.0   | 100.000 | 0.00              | 0.00   |
| 10 ALLEN, TY            | 0.00         | 0.0   | 100.000 | 0.00              | 0.00   |
| 3 BLASIUS, BURK         | 0.00         | 0.0   | 100.000 | 0.00              | 0.00   |
| 8 STODDARD, CADEN       | 0.00         | 0.0   | 100.000 | 0.00              | 0.00   |
| 17 CHASE ALONE, HADEN   | 0.00         | 0.0   | 100.000 | 0.00              | 0.00   |
| 22 ELSHERE, TALON       | 0.00         | 0.0   | 100.000 | 0.00              | 0.00   |
| 24 FITE, TEGAN          | 0.00         | 0.0   | 100.000 | 0.00              | 0.00   |
| 2 SCOTT, STRAN          | 0.00         | 0.0   | 100.000 | 0.00              | 0.00   |
| 18 BREWER, GARRETT      | 0.00         | 0.0   | 100.000 | 0.00              | 0.00   |
| 20 CROWSER, KALE        | 0.00         | 0.0   | 100.000 | 0.00              | 0.00   |
| 4 ABBOTT, BRADEN        | 0.00         | 0.0   | 100.000 | 0.00              | 0.00   |
| 13 CLARK, KOLTER        | 0.00         | 0.0   | 100.000 | 0.00              | 0.00   |
| 5 PRICE, BRAYDEN        | 0.00         | 0.0   | 100.000 | 0.00              | 0.00   |
| 12 LOCKHART, CADE       | 0.00         | 0.0   | 100.000 | 0.00              | 0.00   |

**Event: Jr Boys Cattle Ridin**

| Draw: Contestant   | Event Points | Score | Time    | All Around Points | Payout |
|--------------------|--------------|-------|---------|-------------------|--------|
| 7 VOMACKA, JUSTIN  | 0.00         | 0.0   | 1.400   | 0.00              | 0.00   |
| 2 GROVEN, KYLE     | 0.00         | 0.0   | 1.660   | 0.00              | 0.00   |
| 3 GROVEN, AUSTIN   | 0.00         | 0.0   | 1.680   | 0.00              | 0.00   |
| 9 JOHNSON, HUDSON  | 0.00         | 0.0   | 2.240   | 0.00              | 0.00   |
| 8 CORDES, KIPP     | 0.00         | 0.0   | 2.570   | 0.00              | 0.00   |
| 11 BLASIUS, BURK   | 0.00         | 0.0   | 2.580   | 0.00              | 0.00   |
| 6 BLASIUS, BLAIR   | 0.00         | 0.0   | 2.590   | 0.00              | 0.00   |
| 10 ALLEN, TY       | 0.00         | 0.0   | 2.630   | 0.00              | 0.00   |
| 5 FILIPEK, COOPER  | 0.00         | 0.0   | 2.890   | 0.00              | 0.00   |
| 1 WILSON, CASH     | 0.00         | 0.0   | 4.030   | 0.00              | 0.00   |
| 12 ELSHERE, THAYNE | 0.00         | 0.0   | 100.000 | 0.00              | 0.00   |
| 4 VOMACKA, WYATT   | 0.00         | 0.0   | 100.000 | 0.00              | 0.00   |

**Event: Jr Boys Flag Race**

| Draw: Contestant      | Event Points | Score | Time  | All Around Points | Payout |
|-----------------------|--------------|-------|-------|-------------------|--------|
| 35 HARTSHORN, TREVOR  | 10.00        | 0.0   | 7.988 | 10.00             | 0.00   |
| 4 FITE, TEGAN         | 9.00         | 0.0   | 8.398 | 9.00              | 0.00   |
| 25 CHASE ALONE, HADEN | 8.00         | 0.0   | 8.606 | 8.00              | 0.00   |
| 27 PORCH, DALTON      | 7.00         | 0.0   | 8.784 | 7.00              | 0.00   |



**Listing of Scores by Rodeo**


PENNIGTON COUNTY

1st Go

|                         |      |     |         |      |      |
|-------------------------|------|-----|---------|------|------|
| 30 BREWER, GARRETT      | 6.00 | 0.0 | 9.052   | 6.00 | 0.00 |
| 20 FORTUNE, CARTER      | 5.00 | 0.0 | 12.199  | 5.00 | 0.00 |
| 10 PRICE, BRAYDEN       | 4.00 | 0.0 | 14.276  | 4.00 | 0.00 |
| 2 SCOTT, STRAN          | 3.00 | 0.0 | 14.350  | 3.00 | 0.00 |
| 12 MOON, QUINN          | 2.00 | 0.0 | 14.482  | 2.00 | 0.00 |
| 23 PALMER, LAYNE        | 1.00 | 0.0 | 15.102  | 1.00 | 0.00 |
| 32 VOMACKA, JUSTIN      | 0.00 | 0.0 | 39.291  | 0.00 | 0.00 |
| 33 WEST, EASTAN         | 0.00 | 0.0 | 100.000 | 0.00 | 0.00 |
| 14 BYRNE, JADE          | 0.00 | 0.0 | 100.000 | 0.00 | 0.00 |
| 1 FANNING, GABE         | 0.00 | 0.0 | 100.000 | 0.00 | 0.00 |
| 5 BLOCK, KAELAN         | 0.00 | 0.0 | 100.000 | 0.00 | 0.00 |
| 17 HOSTUTLER, JESSE     | 0.00 | 0.0 | 100.000 | 0.00 | 0.00 |
| 13 GABRIEL, CEDAR       | 0.00 | 0.0 | 100.000 | 0.00 | 0.00 |
| 22 WILSON, CASH         | 0.00 | 0.0 | 100.000 | 0.00 | 0.00 |
| 21 HEATHERSHAW, MATHEW  | 0.00 | 0.0 | 100.000 | 0.00 | 0.00 |
| 24 HEATHERSHAW, MALCOLM | 0.00 | 0.0 | 100.000 | 0.00 | 0.00 |
| 11 ALLEN, TY            | 0.00 | 0.0 | 100.000 | 0.00 | 0.00 |
| 3 THOMPSON, BRYNN       | 0.00 | 0.0 | 100.000 | 0.00 | 0.00 |
| 9 BLASIUS, BURK         | 0.00 | 0.0 | 100.000 | 0.00 | 0.00 |
| 18 BLASIUS, BLAIR       | 0.00 | 0.0 | 100.000 | 0.00 | 0.00 |
| 19 THORSTENSON, JACE    | 0.00 | 0.0 | 100.000 | 0.00 | 0.00 |
| 34 STODDARD, CADEN      | 0.00 | 0.0 | 100.000 | 0.00 | 0.00 |
| 16 ELSHERE, TALON       | 0.00 | 0.0 | 100.000 | 0.00 | 0.00 |
| 6 ELSHERE, THAYNE       | 0.00 | 0.0 | 100.000 | 0.00 | 0.00 |
| 15 CROWSER, KALE        | 0.00 | 0.0 | 100.000 | 0.00 | 0.00 |
| 26 GOOD, DENTON         | 0.00 | 0.0 | 100.000 | 0.00 | 0.00 |
| 7 ABBOTT, BRADEN        | 0.00 | 0.0 | 100.000 | 0.00 | 0.00 |
| 8 CLARK, KOLTER         | 0.00 | 0.0 | 100.000 | 0.00 | 0.00 |
| 31 CORDES, KIPP         | 0.00 | 0.0 | 100.000 | 0.00 | 0.00 |
| 28 VOMACKA, WYATT       | 0.00 | 0.0 | 100.000 | 0.00 | 0.00 |

**Event: Jr Boys Goats**

| Draw: Contestant     | Event Points | Score | Time   | All Around Points | Payout |
|----------------------|--------------|-------|--------|-------------------|--------|
| 23 GOOD, DENTON      | 10.00        | 0.0   | 11.240 | 10.00             | 0.00   |
| 12 THORSTENSON, JACE | 9.00         | 0.0   | 11.950 | 9.00              | 0.00   |
| 7 FITE, TEGAN        | 8.00         | 0.0   | 13.200 | 8.00              | 0.00   |
| 1 HOSTUTLER, JESSE   | 7.00         | 0.0   | 13.600 | 7.00              | 0.00   |
| 21 BREWER, GARRETT   | 6.00         | 0.0   | 14.450 | 6.00              | 0.00   |
| 3 CHASE ALONE, HADEN | 5.00         | 0.0   | 14.930 | 5.00              | 0.00   |
| 8 LOCKHART, CADE     | 4.00         | 0.0   | 15.900 | 4.00              | 0.00   |
| 2 ABBOTT, BRADEN     | 3.00         | 0.0   | 15.930 | 3.00              | 0.00   |
| 22 CORDES, KIPP      | 2.00         | 0.0   | 16.390 | 2.00              | 0.00   |
| 18 BLASIUS, BURK     | 1.00         | 0.0   | 16.670 | 1.00              | 0.00   |
| 20 PRICE, BRAYDEN    | 0.00         | 0.0   | 17.610 | 0.00              | 0.00   |
| 14 BLASIUS, BLAIR    | 0.00         | 0.0   | 18.180 | 0.00              | 0.00   |
| 26 CROWSER, KALE     | 0.00         | 0.0   | 18.430 | 0.00              | 0.00   |
| 16 PALMER, LAYNE     | 0.00         | 0.0   | 18.580 | 0.00              | 0.00   |
| 13 HARTSHORN, TREVOR | 0.00         | 0.0   | 19.320 | 0.00              | 0.00   |
| 11 ALLEN, TY         | 0.00         | 0.0   | 20.880 | 0.00              | 0.00   |
| 25 PORCH, DALTON     | 0.00         | 0.0   | 21.040 | 0.00              | 0.00   |
| 10 GABRIEL, CEDAR    | 0.00         | 0.0   | 21.730 | 0.00              | 0.00   |
| 24 MOON, QUINN       | 0.00         | 0.0   | 23.240 | 0.00              | 0.00   |
| 4 BYRNE, JADE        | 0.00         | 0.0   | 26.560 | 0.00              | 0.00   |



*Listing of Scores by Rodeo*

1st Go


|                    |      |     |         |      |      |
|--------------------|------|-----|---------|------|------|
| 6 WEST, EASTAN     | 0.00 | 0.0 | 100.000 | 0.00 | 0.00 |
| 19 BLOCK, KAELAN   | 0.00 | 0.0 | 100.000 | 0.00 | 0.00 |
| 5 THOMPSON, BRYNN  | 0.00 | 0.0 | 100.000 | 0.00 | 0.00 |
| 15 STODDARD, CADEN | 0.00 | 0.0 | 100.000 | 0.00 | 0.00 |
| 17 SCOTT, STRAN    | 0.00 | 0.0 | 100.000 | 0.00 | 0.00 |

**Event: Jr Girls Barrels**

| Draw: Contestant       | Event Points | Score | Time    | All Around Points | Payout |
|------------------------|--------------|-------|---------|-------------------|--------|
| 21 ELSHERE, JENNA      | 10.00        | 0.0   | 15.232  | 10.00             | 0.00   |
| 4 PETERSON, SIDNEY     | 9.00         | 0.0   | 15.642  | 9.00              | 0.00   |
| 11 ELSHERE, CAMRI      | 8.00         | 0.0   | 15.743  | 8.00              | 0.00   |
| 20 CARLEY, JOEY        | 7.00         | 0.0   | 15.843  | 7.00              | 0.00   |
| 26 CLEMETSON, ALLISON  | 6.00         | 0.0   | 16.304  | 6.00              | 0.00   |
| 19 MCCOY, LEXI         | 5.00         | 0.0   | 16.375  | 5.00              | 0.00   |
| 6 GERARD, KAITLIN      | 4.00         | 0.0   | 16.400  | 4.00              | 0.00   |
| 22 WOODWARD, JESSICA   | 3.00         | 0.0   | 16.421  | 3.00              | 0.00   |
| 2 MCCOY, NATALIE       | 2.00         | 0.0   | 16.530  | 2.00              | 0.00   |
| 31 BROWN, KIARA        | 1.00         | 0.0   | 16.897  | 1.00              | 0.00   |
| 25 HUBER, LEAH         | 0.00         | 0.0   | 17.449  | 0.00              | 0.00   |
| 5 FISHER, BRADI        | 0.00         | 0.0   | 17.483  | 0.00              | 0.00   |
| 10 LOESCH, SAVANNAH    | 0.00         | 0.0   | 17.486  | 0.00              | 0.00   |
| 28 DILLON, ALEESIA     | 0.00         | 0.0   | 18.057  | 0.00              | 0.00   |
| 8 FISHER, BOBBI        | 0.00         | 0.0   | 18.125  | 0.00              | 0.00   |
| 32 DEUTSCHER, SAMANTHA | 0.00         | 0.0   | 18.231  | 0.00              | 0.00   |
| 9 MENZEL, TESSA        | 0.00         | 0.0   | 18.395  | 0.00              | 0.00   |
| 27 SMITH, HOLLIE       | 0.00         | 0.0   | 18.431  | 0.00              | 0.00   |
| 29 OLSON, JANA E       | 0.00         | 0.0   | 19.137  | 0.00              | 0.00   |
| 13 HEATHERSHAW, TAE    | 0.00         | 0.0   | 19.234  | 0.00              | 0.00   |
| 15 WARD, LASKA         | 0.00         | 0.0   | 19.753  | 0.00              | 0.00   |
| 23 HUSSEY, SIDNEY      | 0.00         | 0.0   | 20.739  | 0.00              | 0.00   |
| 24 DERR, AUDRA         | 0.00         | 0.0   | 20.806  | 0.00              | 0.00   |
| 12 SHEARER, KELLYN     | 0.00         | 0.0   | 22.139  | 0.00              | 0.00   |
| 1 HEATHERSHAW, CHARLIE | 0.00         | 0.0   | 22.925  | 0.00              | 0.00   |
| 16 SCOTT, CEDAR        | 0.00         | 0.0   | 23.034  | 0.00              | 0.00   |
| 14 SCOTT, TATUM        | 0.00         | 0.0   | 23.345  | 0.00              | 0.00   |
| 17 OSTERBERG, TACIA    | 0.00         | 0.0   | 26.183  | 0.00              | 0.00   |
| 3 HEATHERSHAW, KASSIDY | 0.00         | 0.0   | 41.188  | 0.00              | 0.00   |
| 7 KAMMERER, BOBBI JO   | 0.00         | 0.0   | 100.000 | 0.00              | 0.00   |
| 18 FANNING, LANEY      | 0.00         | 0.0   | 100.000 | 0.00              | 0.00   |
| 30 DOUGLAS, BROOK      | 0.00         | 0.0   | 100.000 | 0.00              | 0.00   |

**Event: Jr Girls Breakaway**

| Draw: Contestant       | Event Points | Score | Time    | All Around Points | Payout |
|------------------------|--------------|-------|---------|-------------------|--------|
| 4 KESSLER, KYLIE       | 10.00        | 0.0   | 14.430  | 10.00             | 0.00   |
| 6 CARLEY, JOEY         | 9.00         | 0.0   | 14.680  | 9.00              | 0.00   |
| 1 SAWVELL, KASSIDY     | 0.00         | 0.0   | 100.000 | 0.00              | 0.00   |
| 3 HEATHERSHAW, TAE     | 0.00         | 0.0   | 100.000 | 0.00              | 0.00   |
| 2 MCCOY, LEXI          | 0.00         | 0.0   | 100.000 | 0.00              | 0.00   |
| 9 HEATHERSHAW, CHARLIE | 0.00         | 0.0   | 100.000 | 0.00              | 0.00   |
| 11 CLEMETSON, ALLISON  | 0.00         | 0.0   | 100.000 | 0.00              | 0.00   |
| 10 GERARD, KAITLIN     | 0.00         | 0.0   | 100.000 | 0.00              | 0.00   |
| 8 PETRAK, TARRYN       | 0.00         | 0.0   | 100.000 | 0.00              | 0.00   |
| 13 WARD, LASKA         | 0.00         | 0.0   | 100.000 | 0.00              | 0.00   |
| 5 ELSHERE, JENNA       | 0.00         | 0.0   | 100.000 | 0.00              | 0.00   |



*Listing of Scores by Rodeo*

1st Go


|                 |      |     |         |      |      |
|-----------------|------|-----|---------|------|------|
| 7 MENZEL, TESSA | 0.00 | 0.0 | 100.000 | 0.00 | 0.00 |
| 12 HUBER, LEAH  | 0.00 | 0.0 | 100.000 | 0.00 | 0.00 |

**Event: Jr Girls Goats**

| Draw: Contestant       | Event Points | Score | Time    | All Around Points | Payout |
|------------------------|--------------|-------|---------|-------------------|--------|
| 11 MENZEL, TESSA       | 10.00        | 0.0   | 9.510   | 10.00             | 0.00   |
| 2 PETRAK, TARRYN       | 9.00         | 0.0   | 10.130  | 9.00              | 0.00   |
| 21 LOESCH, SAVANNAH    | 8.00         | 0.0   | 11.690  | 8.00              | 0.00   |
| 4 HIGH HAWK, VALANDRA  | 7.00         | 0.0   | 12.520  | 7.00              | 0.00   |
| 20 SMITH, HOLLIE       | 6.00         | 0.0   | 12.770  | 6.00              | 0.00   |
| 22 CLEMETSON, ALLISON  | 5.00         | 0.0   | 13.830  | 5.00              | 0.00   |
| 1 CROWSER, JADEN       | 4.00         | 0.0   | 14.950  | 4.00              | 0.00   |
| 23 ELSHERE, CAMRI      | 3.00         | 0.0   | 15.130  | 3.00              | 0.00   |
| 7 SAWVELL, KASSIDY     | 2.00         | 0.0   | 16.060  | 2.00              | 0.00   |
| 12 PETERSON, SIDNEY    | 1.00         | 0.0   | 16.390  | 1.00              | 0.00   |
| 9 ELSHERE, JENNA       | 0.00         | 0.0   | 16.460  | 0.00              | 0.00   |
| 6 DILLON, ALEESIA      | 0.00         | 0.0   | 17.070  | 0.00              | 0.00   |
| 10 WOODWARD, JESSICA   | 0.00         | 0.0   | 18.010  | 0.00              | 0.00   |
| 16 GERARD, KAITLIN     | 0.00         | 0.0   | 18.450  | 0.00              | 0.00   |
| 19 MCCOY, NATALIE      | 0.00         | 0.0   | 20.320  | 0.00              | 0.00   |
| 8 SCOTT, TATUM         | 0.00         | 0.0   | 20.340  | 0.00              | 0.00   |
| 15 HUSSEY, SIDNEY      | 0.00         | 0.0   | 21.940  | 0.00              | 0.00   |
| 5 HEATHERSHAW, CHARLIE | 0.00         | 0.0   | 22.940  | 0.00              | 0.00   |
| 18 WARD, LASKA         | 0.00         | 0.0   | 24.210  | 0.00              | 0.00   |
| 17 KAMMERER, BOBBI JO  | 0.00         | 0.0   | 100.000 | 0.00              | 0.00   |
| 13 BROWN, KIARA        | 0.00         | 0.0   | 100.000 | 0.00              | 0.00   |
| 3 DERR, AUDRA          | 0.00         | 0.0   | 100.000 | 0.00              | 0.00   |
| 14 CARLEY, JOEY        | 0.00         | 0.0   | 100.000 | 0.00              | 0.00   |

**Event: Jr Girls Poles**

| Draw: Contestant       | Event Points | Score | Time   | All Around Points | Payout |
|------------------------|--------------|-------|--------|-------------------|--------|
| 0 CLEMETSON, ALLISON   | 10.00        | 0.0   | 23.141 | 10.00             | 0.00   |
| 7 WOODWARD, JESSICA    | 9.00         | 0.0   | 23.455 | 9.00              | 0.00   |
| 25 MCCOY, NATALIE      | 8.00         | 0.0   | 23.501 | 8.00              | 0.00   |
| 18 ELSHERE, CAMRI      | 7.00         | 0.0   | 23.525 | 7.00              | 0.00   |
| 21 LOESCH, SAVANNAH    | 6.00         | 0.0   | 24.546 | 6.00              | 0.00   |
| 11 OLSON, JANA E       | 5.00         | 0.0   | 26.280 | 5.00              | 0.00   |
| 1 DEUTSCHER, SAMANTHA  | 4.00         | 0.0   | 26.901 | 4.00              | 0.00   |
| 30 HEATHERSHAW, TAE    | 3.00         | 0.0   | 27.457 | 3.00              | 0.00   |
| 26 BROWN, KIARA        | 2.00         | 0.0   | 28.593 | 2.00              | 0.00   |
| 14 HUSSEY, SIDNEY      | 1.00         | 0.0   | 28.924 | 1.00              | 0.00   |
| 6 PETERSON, SIDNEY     | 0.00         | 0.0   | 29.934 | 0.00              | 0.00   |
| 20 DILLON, ALEESIA     | 0.00         | 0.0   | 29.941 | 0.00              | 0.00   |
| 28 DERR, AUDRA         | 0.00         | 0.0   | 30.183 | 0.00              | 0.00   |
| 24 FISHER, BRADI       | 0.00         | 0.0   | 31.905 | 0.00              | 0.00   |
| 17 SMITH, HOLLIE       | 0.00         | 0.0   | 32.737 | 0.00              | 0.00   |
| 4 HEATHERSHAW, CHARLIE | 0.00         | 0.0   | 32.744 | 0.00              | 0.00   |
| 13 CARLEY, JOEY        | 0.00         | 0.0   | 32.952 | 0.00              | 0.00   |
| 22 MCCOY, LEXI         | 0.00         | 0.0   | 33.641 | 0.00              | 0.00   |
| 29 GERARD, KAITLIN     | 0.00         | 0.0   | 35.057 | 0.00              | 0.00   |
| 5 SCOTT, TATUM         | 0.00         | 0.0   | 35.632 | 0.00              | 0.00   |
| 3 HUBER, LEAH          | 0.00         | 0.0   | 36.453 | 0.00              | 0.00   |
| 12 SHEARER, KELLYN     | 0.00         | 0.0   | 36.753 | 0.00              | 0.00   |
| 9 SAWVELL, KASSIDY     | 0.00         | 0.0   | 37.597 | 0.00              | 0.00   |



**Listing of Scores by Rodeo**

1st Go

|                         |      |     |         |      |      |
|-------------------------|------|-----|---------|------|------|
| 10 OSTERBERG, TACIA     | 0.00 | 0.0 | 40.136  | 0.00 | 0.00 |
| 15 HEATHERSHAW, KASSIDY | 0.00 | 0.0 | 42.246  | 0.00 | 0.00 |
| 31 ELSHERE, JENNA       | 0.00 | 0.0 | 52.333  | 0.00 | 0.00 |
| 8 KAMMERER, BOBBI JO    | 0.00 | 0.0 | 100.000 | 0.00 | 0.00 |
| 16 FANNING, LANEY       | 0.00 | 0.0 | 100.000 | 0.00 | 0.00 |
| 23 FISHER, BOBBI        | 0.00 | 0.0 | 100.000 | 0.00 | 0.00 |
| 27 SCOTT, CEDAR         | 0.00 | 0.0 | 100.000 | 0.00 | 0.00 |
| 19 KESSLER, KYLIE       | 0.00 | 0.0 | 100.000 | 0.00 | 0.00 |
| 2 MENZEL, TESSA         | 0.00 | 0.0 | 100.000 | 0.00 | 0.00 |


**Event: Jr Jr Barrels**

| Draw: Contestant     | Event Points | Score | Time    | All Around Points | Payout |
|----------------------|--------------|-------|---------|-------------------|--------|
| 24 CORDES, PIPER     | 10.00        | 0.0   | 16.296  | 10.00             | 0.00   |
| 1 WILSON, SAYLOR     | 9.00         | 0.0   | 16.724  | 9.00              | 0.00   |
| 8 MERRILL, TEARRA    | 8.00         | 0.0   | 17.046  | 8.00              | 0.00   |
| 10 REINERT, JAYDA    | 7.00         | 0.0   | 17.964  | 7.00              | 0.00   |
| 13 MENZEL, JOSIE     | 6.00         | 0.0   | 17.986  | 6.00              | 0.00   |
| 19 GABRIEL, EMBER    | 5.00         | 0.0   | 18.474  | 5.00              | 0.00   |
| 6 VANDERMAY, MARAYA  | 4.00         | 0.0   | 18.491  | 4.00              | 0.00   |
| 2 HILGENKAMP, SIERRA | 3.00         | 0.0   | 18.895  | 3.00              | 0.00   |
| 14 WILSON, GUS       | 2.00         | 0.0   | 19.508  | 2.00              | 0.00   |
| 23 VANDERMAY, CARSON | 1.00         | 0.0   | 19.898  | 1.00              | 0.00   |
| 21 SHEARER, TERRY N  | 0.00         | 0.0   | 20.902  | 0.00              | 0.00   |
| 15 BLASIUS, JACE     | 0.00         | 0.0   | 20.962  | 0.00              | 0.00   |
| 4 SLETTTO, HANNA     | 0.00         | 0.0   | 21.660  | 0.00              | 0.00   |
| 18 GOSS, PIPER       | 0.00         | 0.0   | 21.670  | 0.00              | 0.00   |
| 22 AMIOTTE, BREEZY   | 0.00         | 0.0   | 21.707  | 0.00              | 0.00   |
| 16 MOON, LUCY        | 0.00         | 0.0   | 22.291  | 0.00              | 0.00   |
| 27 CASPERS, JESSICA  | 0.00         | 0.0   | 22.405  | 0.00              | 0.00   |
| 9 CARRIER, JAYDEN    | 0.00         | 0.0   | 23.646  | 0.00              | 0.00   |
| 7 PAULY, LEAHA       | 0.00         | 0.0   | 24.929  | 0.00              | 0.00   |
| 12 PRICE, BRIGG      | 0.00         | 0.0   | 25.003  | 0.00              | 0.00   |
| 26 GERARD, COLTER    | 0.00         | 0.0   | 25.686  | 0.00              | 0.00   |
| 5 FULTON, JAXON      | 0.00         | 0.0   | 25.881  | 0.00              | 0.00   |
| 3 CARLSON, SAVANNA   | 0.00         | 0.0   | 31.034  | 0.00              | 0.00   |
| 17 FRINK, FAITH      | 0.00         | 0.0   | 57.626  | 0.00              | 0.00   |
| 25 FORTUNE, CHLOE    | 0.00         | 0.0   | 74.834  | 0.00              | 0.00   |
| 20 KJERSTAD, PAIGE   | 0.00         | 0.0   | 100.000 | 0.00              | 0.00   |

**Event: Jr Jr Flag Race**

| Draw: Contestant    | Event Points | Score | Time    | All Around Points | Payout |
|---------------------|--------------|-------|---------|-------------------|--------|
| 5 WILSON, SAYLOR    | 10.00        | 0.0   | 11.211  | 10.00             | 0.00   |
| 4 MERRILL, TEARRA   | 9.00         | 0.0   | 11.755  | 9.00              | 0.00   |
| 16 AMIOTTE, BREEZY  | 8.00         | 0.0   | 13.380  | 8.00              | 0.00   |
| 1 CARRIER, JAYDEN   | 7.00         | 0.0   | 13.724  | 7.00              | 0.00   |
| 13 MONTAGUE, KADE   | 6.00         | 0.0   | 14.892  | 6.00              | 0.00   |
| 3 FULTON, JAXON     | 5.00         | 0.0   | 15.332  | 5.00              | 0.00   |
| 10 SLETTTO, HANNA   | 4.00         | 0.0   | 16.677  | 4.00              | 0.00   |
| 2 FORTUNE, CHLOE    | 3.00         | 0.0   | 46.007  | 3.00              | 0.00   |
| 11 WILSON, GUS      | 0.00         | 0.0   | 100.000 | 0.00              | 0.00   |
| 12 WOODWARD, WESTON | 0.00         | 0.0   | 100.000 | 0.00              | 0.00   |
| 6 BLASIUS, JACE     | 0.00         | 0.0   | 100.000 | 0.00              | 0.00   |
| 9 GERARD, COLTER    | 0.00         | 0.0   | 100.000 | 0.00              | 0.00   |
| 15 JUNGWIRTH, JAXON | 0.00         | 0.0   | 100.000 | 0.00              | 0.00   |





South Dakota 4-H

**Listing of Scores by Rodeo**

07/15/2015

PENNIGTON COUNTY

Page 6

1st Go


|                 |      |     |         |      |      |
|-----------------|------|-----|---------|------|------|
| 8 MENZEL, JOSIE | 0.00 | 0.0 | 100.000 | 0.00 | 0.00 |
| 14 PRICE, BRIGG | 0.00 | 0.0 | 100.000 | 0.00 | 0.00 |
| 7 CHANCE, LANE  | 0.00 | 0.0 | 100.000 | 0.00 | 0.00 |

**Event: Jr Jr Goats**

| Draw: Contestant     | Event Points | Score | Time    | All Around Points | Payout |
|----------------------|--------------|-------|---------|-------------------|--------|
| 13 GABRIEL, EMBER    | 10.00        | 0.0   | 6.410   | 10.00             | 0.00   |
| 18 MERRILL, TEARRA   | 9.00         | 0.0   | 7.840   | 9.00              | 0.00   |
| 27 MONTAGUE, KADE    | 8.00         | 0.0   | 7.890   | 8.00              | 0.00   |
| 14 BLASIVUS, JACE    | 7.00         | 0.0   | 9.440   | 7.00              | 0.00   |
| 9 HILGENKAMP, SIERRA | 6.00         | 0.0   | 9.810   | 6.00              | 0.00   |
| 2 WOODWARD, WESTON   | 5.00         | 0.0   | 10.250  | 5.00              | 0.00   |
| 3 CARRIER, JAYDEN    | 4.00         | 0.0   | 10.440  | 4.00              | 0.00   |
| 24 AMIOTTE, BREEZY   | 3.00         | 0.0   | 10.820  | 3.00              | 0.00   |
| 1 WILSON, GUS        | 2.00         | 0.0   | 10.980  | 2.00              | 0.00   |
| 15 CASPERS, JESSICA  | 1.00         | 0.0   | 10.990  | 1.00              | 0.00   |
| 22 WILSON, SAYLOR    | 0.00         | 0.0   | 11.030  | 0.00              | 0.00   |
| 5 SHEARER, TERRYN    | 0.00         | 0.0   | 11.840  | 0.00              | 0.00   |
| 26 MENZEL, JOSIE     | 0.00         | 0.0   | 12.540  | 0.00              | 0.00   |
| 17 CORDES, PIPER     | 0.00         | 0.0   | 12.850  | 0.00              | 0.00   |
| 21 REINERT, JAYDA    | 0.00         | 0.0   | 12.880  | 0.00              | 0.00   |
| 20 VANDERMAY, MARAYA | 0.00         | 0.0   | 12.970  | 0.00              | 0.00   |
| 4 GOSS, PIPER        | 0.00         | 0.0   | 13.130  | 0.00              | 0.00   |
| 11 VANDERMAY, CARSON | 0.00         | 0.0   | 13.260  | 0.00              | 0.00   |
| 8 SLETTA, HANNA      | 0.00         | 0.0   | 14.230  | 0.00              | 0.00   |
| 25 MOON, LUCY        | 0.00         | 0.0   | 14.430  | 0.00              | 0.00   |
| 23 FULTON, JAXON     | 0.00         | 0.0   | 14.470  | 0.00              | 0.00   |
| 19 CHANCE, LANE      | 0.00         | 0.0   | 16.150  | 0.00              | 0.00   |
| 10 GERARD, COLTER    | 0.00         | 0.0   | 19.510  | 0.00              | 0.00   |
| 12 FRINK, FAITH      | 0.00         | 0.0   | 20.290  | 0.00              | 0.00   |
| 7 PRICE, BRIGG       | 0.00         | 0.0   | 20.530  | 0.00              | 0.00   |
| 16 FORTUNE, CHLOE    | 0.00         | 0.0   | 100.000 | 0.00              | 0.00   |
| 6 JUNGWIRTH, JAXON   | 0.00         | 0.0   | 100.000 | 0.00              | 0.00   |

**Event: Jr Jr Poles**

| Draw: Contestant      | Event Points | Score | Time   | All Around Points | Payout |
|-----------------------|--------------|-------|--------|-------------------|--------|
| 19 WILSON, SAYLOR     | 10.00        | 0.0   | 22.787 | 10.00             | 0.00   |
| 10 CORDES, PIPER      | 9.00         | 0.0   | 23.779 | 9.00              | 0.00   |
| 15 MENZEL, JOSIE      | 8.00         | 0.0   | 25.933 | 8.00              | 0.00   |
| 9 VANDERMAY, CARSON   | 7.00         | 0.0   | 26.125 | 7.00              | 0.00   |
| 25 PRICE, BRIGG       | 6.00         | 0.0   | 26.149 | 6.00              | 0.00   |
| 22 VANDERMAY, MARAYA  | 5.00         | 0.0   | 26.247 | 5.00              | 0.00   |
| 11 HILGENKAMP, SIERRA | 4.00         | 0.0   | 27.088 | 4.00              | 0.00   |
| 21 WOODWARD, WESTON   | 3.00         | 0.0   | 27.974 | 3.00              | 0.00   |
| 24 MERRILL, TEARRA    | 2.00         | 0.0   | 29.616 | 2.00              | 0.00   |
| 28 REINERT, JAYDA     | 1.00         | 0.0   | 31.023 | 1.00              | 0.00   |
| 1 GABRIEL, EMBER      | 0.00         | 0.0   | 31.146 | 0.00              | 0.00   |
| 8 BLASIVUS, JACE      | 0.00         | 0.0   | 31.195 | 0.00              | 0.00   |
| 17 CASPERS, JESSICA   | 0.00         | 0.0   | 31.956 | 0.00              | 0.00   |
| 20 GOSS, PIPER        | 0.00         | 0.0   | 32.041 | 0.00              | 0.00   |
| 27 MOON, LUCY         | 0.00         | 0.0   | 33.078 | 0.00              | 0.00   |
| 18 MONTAGUE, KADE     | 0.00         | 0.0   | 33.244 | 0.00              | 0.00   |
| 26 CHANCE, LANE       | 0.00         | 0.0   | 33.980 | 0.00              | 0.00   |
| 4 SHEARER, TERRYN     | 0.00         | 0.0   | 35.020 | 0.00              | 0.00   |



*Listing of Scores by Rodeo*

1st Go

|    |                  |      |     |         |      |      |
|----|------------------|------|-----|---------|------|------|
| 3  | CARRIER, JAYDEN  | 0.00 | 0.0 | 35.282  | 0.00 | 0.00 |
| 23 | PAULY, LEAHA     | 0.00 | 0.0 | 35.790  | 0.00 | 0.00 |
| 5  | SLETTTO, HANNA   | 0.00 | 0.0 | 36.399  | 0.00 | 0.00 |
| 14 | CARLSON, SAVANNA | 0.00 | 0.0 | 37.260  | 0.00 | 0.00 |
| 6  | AMIOTTE, BREEZY  | 0.00 | 0.0 | 40.323  | 0.00 | 0.00 |
| 13 | FRINK, FAITH     | 0.00 | 0.0 | 50.015  | 0.00 | 0.00 |
| 2  | FORTUNE, CHLOE   | 0.00 | 0.0 | 76.335  | 0.00 | 0.00 |
| 7  | WILSON, GUS      | 0.00 | 0.0 | 100.000 | 0.00 | 0.00 |
| 12 | KJERSTAD, PAIGE  | 0.00 | 0.0 | 100.000 | 0.00 | 0.00 |
| 16 | FULTON, JAXON    | 0.00 | 0.0 | 100.000 | 0.00 | 0.00 |

**Event: Sr Boys Bareback Rid**

| Draw: Contestant  | Event Points | Score | Time  | All Around Points | Payout |
|-------------------|--------------|-------|-------|-------------------|--------|
| 1 SCOTT, NICHOLAS | 0.00         | 0.0   | 0.000 | 0.00              | 0.00   |

**Event: Sr Boys Saddle Bronc**


| Draw: Contestant   | Event Points | Score | Time  | All Around Points | Payout |
|--------------------|--------------|-------|-------|-------------------|--------|
| 7 SCHOFIELD, DYLAN | 10.00        | 68.0  | 0.000 | 10.00             | 0.00   |
| 2 OPSTEDAHL, TYLER | 9.00         | 61.0  | 0.000 | 9.00              | 0.00   |
| 1 ELSHERE, TREY    | 8.00         | 54.0  | 0.000 | 8.00              | 0.00   |
| 5 KAMMERER, JACOB  | 0.00         | 0.0   | 0.000 | 0.00              | 0.00   |
| 3 FANNING, RHETT   | 0.00         | 0.0   | 0.000 | 0.00              | 0.00   |
| 10 REEDY, DAWSON   | 0.00         | 0.0   | 0.000 | 0.00              | 0.00   |
| 4 STEVENS, LATHEN  | 0.00         | 0.0   | 0.000 | 0.00              | 0.00   |
| 9 WEST, COOPER     | 0.00         | 0.0   | 0.000 | 0.00              | 0.00   |
| 6 ELSHERE, CARTER  | 0.00         | 0.0   | 0.000 | 0.00              | 0.00   |

**Event: Sr Boys Str Wrstlng**

| Draw: Contestant   | Event Points | Score | Time    | All Around Points | Payout |
|--------------------|--------------|-------|---------|-------------------|--------|
| 9 PETRAK, TATE     | 10.00        | 0.0   | 6.320   | 10.00             | 0.00   |
| 10 JOHNSON, RANCE  | 9.00         | 0.0   | 7.510   | 9.00              | 0.00   |
| 4 JOHNSTON, CARSON | 8.00         | 0.0   | 7.860   | 8.00              | 0.00   |
| 13 PORCH, BRENDON  | 7.00         | 0.0   | 8.880   | 7.00              | 0.00   |
| 3 KAMMERER, JACOB  | 0.00         | 0.0   | 100.000 | 0.00              | 0.00   |
| 5 KINSELLA, KADE   | 0.00         | 0.0   | 100.000 | 0.00              | 0.00   |
| 6 HENINGER, LUKE   | 0.00         | 0.0   | 100.000 | 0.00              | 0.00   |
| 11 JOHNSON, HUNTER | 0.00         | 0.0   | 100.000 | 0.00              | 0.00   |
| 2 SHORB, SETH      | 0.00         | 0.0   | 100.000 | 0.00              | 0.00   |
| 1 PETRAK, TAGG     | 0.00         | 0.0   | 100.000 | 0.00              | 0.00   |
| 12 KESSLER, LUCAS  | 0.00         | 0.0   | 100.000 | 0.00              | 0.00   |
| 8 GOOD, CARSON     | 0.00         | 0.0   | 100.000 | 0.00              | 0.00   |
| 0 LYTLE, CASS      | 0.00         | 0.0   | 100.000 | 0.00              | 0.00   |

**Event: Sr Boys Tie Down**

| Draw: Contestant   | Event Points | Score | Time    | All Around Points | Payout |
|--------------------|--------------|-------|---------|-------------------|--------|
| 22 FANNING, RHETT  | 10.00        | 0.0   | 25.870  | 10.00             | 0.00   |
| 13 PETRAK, TAGG    | 9.00         | 0.0   | 27.680  | 9.00              | 0.00   |
| 14 FITE, TANNER    | 8.00         | 0.0   | 30.330  | 8.00              | 0.00   |
| 23 SAWVELL, CAMDEN | 0.00         | 0.0   | 100.000 | 0.00              | 0.00   |
| 5 KAMMERER, JACOB  | 0.00         | 0.0   | 100.000 | 0.00              | 0.00   |
| 16 REEDY, DAWSON   | 0.00         | 0.0   | 100.000 | 0.00              | 0.00   |
| 11 PORCH, BRENDON  | 0.00         | 0.0   | 100.000 | 0.00              | 0.00   |
| 7 KINSELLA, KADE   | 0.00         | 0.0   | 100.000 | 0.00              | 0.00   |
| 19 HENINGER, LUKE  | 0.00         | 0.0   | 100.000 | 0.00              | 0.00   |
| 6 JOHNSON, HUNTER  | 0.00         | 0.0   | 100.000 | 0.00              | 0.00   |



**Listing of Scores by Rodeo**

PENNIGTON COUNTY

1st Go

|                      |      |     |         |      |      |
|----------------------|------|-----|---------|------|------|
| 21 FORTUNE, RILEY    | 0.00 | 0.0 | 100.000 | 0.00 | 0.00 |
| 4 JOHNSTON, CARSON   | 0.00 | 0.0 | 100.000 | 0.00 | 0.00 |
| 9 STEVENS, LATHEN    | 0.00 | 0.0 | 100.000 | 0.00 | 0.00 |
| 10 JOHNSON, RANCE    | 0.00 | 0.0 | 100.000 | 0.00 | 0.00 |
| 17 PETRAK, TATE      | 0.00 | 0.0 | 100.000 | 0.00 | 0.00 |
| 15 SMITH, JAYKOB     | 0.00 | 0.0 | 100.000 | 0.00 | 0.00 |
| 18 RISSE, CHARLES    | 0.00 | 0.0 | 100.000 | 0.00 | 0.00 |
| 20 SCHLECHTER, ROWDY | 0.00 | 0.0 | 100.000 | 0.00 | 0.00 |
| 8 ELSHERE, TREY      | 0.00 | 0.0 | 100.000 | 0.00 | 0.00 |
| 2 KESSLER, LUCAS     | 0.00 | 0.0 | 100.000 | 0.00 | 0.00 |
| 12 ROBERTS, CORD     | 0.00 | 0.0 | 100.000 | 0.00 | 0.00 |
| 3 GOOD, CARSON       | 0.00 | 0.0 | 100.000 | 0.00 | 0.00 |
| 1 ELSHERE, CARTER    | 0.00 | 0.0 | 100.000 | 0.00 | 0.00 |


**Event: Sr Bull Riding**

| Draw: Contestant  | Event Points | Score | Time    | All Around Points | Payout |
|-------------------|--------------|-------|---------|-------------------|--------|
| 3 FERGUSON, WACEY | 0.00         | 0.0   | 2.370   | 0.00              | 0.00   |
| 1 JOHNSON, RANCE  | 0.00         | 0.0   | 3.470   | 0.00              | 0.00   |
| 2 SCHMIDT, TJ     | 0.00         | 0.0   | 3.600   | 0.00              | 0.00   |
| 4 JOHNSON, HUNTER | 0.00         | 0.0   | 100.000 | 0.00              | 0.00   |

**Event: Sr Girls Barrels**

| Draw: Contestant       | Event Points | Score | Time   | All Around Points | Payout |
|------------------------|--------------|-------|--------|-------------------|--------|
| 6 BLASIUS, JOSIE       | 10.00        | 0.0   | 14.600 | 10.00             | 0.00   |
| 21 MCCOY, RACHAEL      | 9.00         | 0.0   | 14.953 | 9.00              | 0.00   |
| 33 PAULEY, MATEE       | 8.00         | 0.0   | 14.954 | 8.00              | 0.00   |
| 28 PAULEY, EMILEE      | 7.00         | 0.0   | 14.985 | 7.00              | 0.00   |
| 26 LOCKHART, ALYSSA    | 6.00         | 0.0   | 15.018 | 6.00              | 0.00   |
| 40 REINHERT, TRISTA    | 5.00         | 0.0   | 15.138 | 5.00              | 0.00   |
| 30 PHILIPSEN, BRIANNA  | 4.00         | 0.0   | 15.265 | 4.00              | 0.00   |
| 2 RYAN, JESSICA        | 3.00         | 0.0   | 15.344 | 3.00              | 0.00   |
| 14 JOHNSTON, CARLEE    | 2.00         | 0.0   | 15.618 | 2.00              | 0.00   |
| 11 RAYHILL, KARISSA    | 1.00         | 0.0   | 15.638 | 1.00              | 0.00   |
| 38 OSMOTHERLY, ZOEY    | 0.00         | 0.0   | 15.652 | 0.00              | 0.00   |
| 3 CLEMETSON, BRIANNA   | 0.00         | 0.0   | 15.691 | 0.00              | 0.00   |
| 20 JOHNSTON, SAVANA    | 0.00         | 0.0   | 15.748 | 0.00              | 0.00   |
| 31 HARPER, MONTANA     | 0.00         | 0.0   | 15.967 | 0.00              | 0.00   |
| 16 CASPERS, KASSIDY    | 0.00         | 0.0   | 16.105 | 0.00              | 0.00   |
| 35 TIBBS, LAYNA        | 0.00         | 0.0   | 16.473 | 0.00              | 0.00   |
| 18 HEITSCH, SHAELYNNE  | 0.00         | 0.0   | 16.617 | 0.00              | 0.00   |
| 13 RAYHILL, KEISHA     | 0.00         | 0.0   | 16.767 | 0.00              | 0.00   |
| 39 STODDARD, CIARA     | 0.00         | 0.0   | 17.009 | 0.00              | 0.00   |
| 12 MCDONNELL, COURTNEY | 0.00         | 0.0   | 17.187 | 0.00              | 0.00   |
| 24 MARCH, MADISON      | 0.00         | 0.0   | 17.194 | 0.00              | 0.00   |
| 5 RYAN, MOLLY          | 0.00         | 0.0   | 17.416 | 0.00              | 0.00   |
| 19 VOS, SARAH          | 0.00         | 0.0   | 17.501 | 0.00              | 0.00   |
| 22 EDOFF, OLIVIA       | 0.00         | 0.0   | 17.539 | 0.00              | 0.00   |
| 15 MARCH, CASSIDY      | 0.00         | 0.0   | 17.574 | 0.00              | 0.00   |
| 10 HEITSCH, WHITLEY    | 0.00         | 0.0   | 17.801 | 0.00              | 0.00   |
| 17 WEST, CAPPIE        | 0.00         | 0.0   | 18.648 | 0.00              | 0.00   |
| 23 MARCH, BRANDY       | 0.00         | 0.0   | 19.578 | 0.00              | 0.00   |
| 7 CLARK, KAYLEE        | 0.00         | 0.0   | 20.548 | 0.00              | 0.00   |
| 29 HOSTUTLER, HANNA    | 0.00         | 0.0   | 20.602 | 0.00              | 0.00   |
| 8 STRATMAN, CASSIDY    | 0.00         | 0.0   | 20.850 | 0.00              | 0.00   |





**Listing of Scores by Rodeo**

1st Go


|                     |      |     |         |      |      |
|---------------------|------|-----|---------|------|------|
| 27 GABRIEL, SAGE    | 0.00 | 0.0 | 21.188  | 0.00 | 0.00 |
| 32 REINERT, TARA    | 0.00 | 0.0 | 21.636  | 0.00 | 0.00 |
| 36 BREWER, MIRANDA  | 0.00 | 0.0 | 21.886  | 0.00 | 0.00 |
| 4 EYMER, BRITTANY   | 0.00 | 0.0 | 22.022  | 0.00 | 0.00 |
| 9 LENSEGRAV, KELSEY | 0.00 | 0.0 | 100.000 | 0.00 | 0.00 |
| 1 GOETZ, CASSITY    | 0.00 | 0.0 | 100.000 | 0.00 | 0.00 |
| 34 FISHER, SIERRA   | 0.00 | 0.0 | 100.000 | 0.00 | 0.00 |
| 25 MONTAGUE, TAYLIN | 0.00 | 0.0 | 100.000 | 0.00 | 0.00 |
| 37 HUBER, LINDZIE   | 0.00 | 0.0 | 100.000 | 0.00 | 0.00 |

**Event: Sr Girls Breakaway**

| Draw: Contestant      | Event Points | Score | Time    | All Around Points | Payout |
|-----------------------|--------------|-------|---------|-------------------|--------|
| 15 RYAN, JESSICA      | 10.00        | 0.0   | 3.360   | 10.00             | 0.00   |
| 34 BLASIUS, JOSIE     | 9.00         | 0.0   | 3.650   | 9.00              | 0.00   |
| 18 MARCH, CASSIDY     | 8.00         | 0.0   | 3.750   | 8.00              | 0.00   |
| 31 HEITSCH, WHITLEY   | 7.00         | 0.0   | 4.430   | 7.00              | 0.00   |
| 33 PHILIPSEN, BRIANNA | 6.00         | 0.0   | 4.880   | 6.00              | 0.00   |
| 30 HOSTUTLER, HANNA   | 5.00         | 0.0   | 4.940   | 5.00              | 0.00   |
| 16 PAULEY, EMILEE     | 4.00         | 0.0   | 5.040   | 4.00              | 0.00   |
| 29 CASPERS, KASSIDY   | 3.00         | 0.0   | 5.300   | 3.00              | 0.00   |
| 23 CLARK, KAYLEE      | 2.00         | 0.0   | 12.680  | 2.00              | 0.00   |
| 8 RAYHILL, KEISHA     | 1.00         | 0.0   | 13.280  | 1.00              | 0.00   |
| 32 HEITSCH, SHAELYNNE | 0.00         | 0.0   | 26.740  | 0.00              | 0.00   |
| 9 RAYHILL, KARISSA    | 0.00         | 0.0   | 100.000 | 0.00              | 0.00   |
| 26 GABRIEL, SAGE      | 0.00         | 0.0   | 100.000 | 0.00              | 0.00   |
| 17 MOON, ELLE         | 0.00         | 0.0   | 100.000 | 0.00              | 0.00   |
| 2 MCCOY, RACHAEL      | 0.00         | 0.0   | 100.000 | 0.00              | 0.00   |
| 3 STRATMAN, CASSIDY   | 0.00         | 0.0   | 100.000 | 0.00              | 0.00   |
| 4 LENSEGRAV, KELSEY   | 0.00         | 0.0   | 100.000 | 0.00              | 0.00   |
| 21 EYMER, BRITTANY    | 0.00         | 0.0   | 100.000 | 0.00              | 0.00   |
| 24 STODDARD, CIARA    | 0.00         | 0.0   | 100.000 | 0.00              | 0.00   |
| 35 CLEMETSON, BRIANNA | 0.00         | 0.0   | 100.000 | 0.00              | 0.00   |
| 22 RYAN, MOLLY        | 0.00         | 0.0   | 100.000 | 0.00              | 0.00   |
| 11 HARPER, MONTANA    | 0.00         | 0.0   | 100.000 | 0.00              | 0.00   |
| 27 JOHNSTON, SAVANA   | 0.00         | 0.0   | 100.000 | 0.00              | 0.00   |
| 25 JOHNSTON, CARLEE   | 0.00         | 0.0   | 100.000 | 0.00              | 0.00   |
| 6 LOCKHART, ALYSSA    | 0.00         | 0.0   | 100.000 | 0.00              | 0.00   |
| 13 PAULEY, MATEE      | 0.00         | 0.0   | 100.000 | 0.00              | 0.00   |
| 1 SCHLECHTER, TRIXIE  | 0.00         | 0.0   | 100.000 | 0.00              | 0.00   |
| 20 OSMOTHERLY, ZOEY   | 0.00         | 0.0   | 100.000 | 0.00              | 0.00   |
| 10 REINHERT, TRISTA   | 0.00         | 0.0   | 100.000 | 0.00              | 0.00   |
| 19 FISHER, SIERRA     | 0.00         | 0.0   | 100.000 | 0.00              | 0.00   |
| 7 TIBBS, LAYNA        | 0.00         | 0.0   | 100.000 | 0.00              | 0.00   |
| 5 BREWER, MIRANDA     | 0.00         | 0.0   | 100.000 | 0.00              | 0.00   |
| 12 MONTAGUE, TAYLIN   | 0.00         | 0.0   | 100.000 | 0.00              | 0.00   |
| 28 HUBER, LINDZIE     | 0.00         | 0.0   | 100.000 | 0.00              | 0.00   |
| 14 MARCH, BRANDY      | 0.00         | 0.0   | 100.000 | 0.00              | 0.00   |
| 36 PETERS, COURTNEY   | 0.00         | 0.0   | 100.000 | 0.00              | 0.00   |

**Event: Sr Girls Goats**

| Draw: Contestant    | Event Points | Score | Time  | All Around Points | Payout |
|---------------------|--------------|-------|-------|-------------------|--------|
| 10 LOCKHART, ALYSSA | 9.50         | 0.0   | 7.880 | 9.50              | 0.00   |
| 14 CLARK, KAYLEE    | 9.50         | 0.0   | 7.880 | 9.50              | 0.00   |
| 3 RAYHILL, KARISSA  | 8.00         | 0.0   | 8.190 | 8.00              | 0.00   |



*Listing of Scores by Rodeo*


PENNIGTON COUNTY

1st Go

|    |                     |      |     |         |      |      |
|----|---------------------|------|-----|---------|------|------|
| 7  | MCDONNELL, COURTNEY | 7.00 | 0.0 | 9.210   | 7.00 | 0.00 |
| 6  | PAULEY, EMILEE      | 6.00 | 0.0 | 9.250   | 6.00 | 0.00 |
| 20 | STODDARD, CIARA     | 5.00 | 0.0 | 9.330   | 5.00 | 0.00 |
| 11 | CASPERS, KASSIDY    | 4.00 | 0.0 | 9.440   | 4.00 | 0.00 |
| 4  | GABRIEL, SAGE       | 3.00 | 0.0 | 9.750   | 3.00 | 0.00 |
| 22 | RYAN, MOLLY         | 2.00 | 0.0 | 9.830   | 2.00 | 0.00 |
| 9  | JOHNSTON, SAVANA    | 1.00 | 0.0 | 9.880   | 1.00 | 0.00 |
| 12 | MOON, ELLE          | 0.00 | 0.0 | 10.010  | 0.00 | 0.00 |
| 17 | RAYHILL, KEISHA     | 0.00 | 0.0 | 10.250  | 0.00 | 0.00 |
| 19 | BREWER, MIRANDA     | 0.00 | 0.0 | 10.770  | 0.00 | 0.00 |
| 23 | JOHNSTON, CARLEE    | 0.00 | 0.0 | 10.970  | 0.00 | 0.00 |
| 5  | VOS, SARAH          | 0.00 | 0.0 | 11.430  | 0.00 | 0.00 |
| 18 | HEITSCH, WHITLEY    | 0.00 | 0.0 | 11.520  | 0.00 | 0.00 |
| 1  | RYAN, JESSICA       | 0.00 | 0.0 | 15.470  | 0.00 | 0.00 |
| 2  | REINHERT, TRISTA    | 0.00 | 0.0 | 24.220  | 0.00 | 0.00 |
| 21 | LENSEGRAV, KELSEY   | 0.00 | 0.0 | 100.000 | 0.00 | 0.00 |
| 15 | CLEMETSON, BRIANNA  | 0.00 | 0.0 | 100.000 | 0.00 | 0.00 |
| 8  | SMITH, RILEY        | 0.00 | 0.0 | 100.000 | 0.00 | 0.00 |
| 13 | PAULEY, MATEE       | 0.00 | 0.0 | 100.000 | 0.00 | 0.00 |
| 16 | MONTAGUE, TAYLIN    | 0.00 | 0.0 | 100.000 | 0.00 | 0.00 |

**Event: Sr Girls Poles**

| Draw: | Contestant         | Event Points | Score | Time   | All Around Points | Payout |
|-------|--------------------|--------------|-------|--------|-------------------|--------|
| 35    | HOSTUTLER, HANNA   | 10.00        | 0.0   | 21.638 | 10.00             | 0.00   |
| 4     | CASPERS, KASSIDY   | 9.00         | 0.0   | 21.872 | 9.00              | 0.00   |
| 38    | RAYHILL, KARISSA   | 8.00         | 0.0   | 22.112 | 8.00              | 0.00   |
| 33    | JOHNSTON, SAVANA   | 7.00         | 0.0   | 22.138 | 7.00              | 0.00   |
| 25    | GABRIEL, SAGE      | 6.00         | 0.0   | 22.240 | 6.00              | 0.00   |
| 17    | PHILIPSEN, BRIANNA | 5.00         | 0.0   | 22.273 | 5.00              | 0.00   |
| 14    | PAULEY, MATEE      | 4.00         | 0.0   | 22.277 | 4.00              | 0.00   |
| 31    | CLEMETSON, BRIANNA | 3.00         | 0.0   | 23.056 | 3.00              | 0.00   |
| 8     | HEITSCH, WHITLEY   | 2.00         | 0.0   | 24.419 | 2.00              | 0.00   |
| 15    | HARPER, MONTANA    | 1.00         | 0.0   | 24.757 | 1.00              | 0.00   |
| 24    | WEST, CAPPIE       | 0.00         | 0.0   | 24.959 | 0.00              | 0.00   |
| 36    | BREWER, MIRANDA    | 0.00         | 0.0   | 25.386 | 0.00              | 0.00   |
| 20    | OSMOTHERLY, ZOEY   | 0.00         | 0.0   | 26.426 | 0.00              | 0.00   |
| 29    | REINHERT, TRISTA   | 0.00         | 0.0   | 26.867 | 0.00              | 0.00   |
| 18    | MARCH, CASSIDY     | 0.00         | 0.0   | 27.538 | 0.00              | 0.00   |
| 28    | RYAN, JESSICA      | 0.00         | 0.0   | 27.652 | 0.00              | 0.00   |
| 27    | BLASIUS, JOSIE     | 0.00         | 0.0   | 27.890 | 0.00              | 0.00   |
| 34    | STRATMAN, CASSIDY  | 0.00         | 0.0   | 28.238 | 0.00              | 0.00   |
| 5     | EYMER, BRITTANY    | 0.00         | 0.0   | 28.590 | 0.00              | 0.00   |
| 12    | REINERT, TARA      | 0.00         | 0.0   | 28.783 | 0.00              | 0.00   |
| 6     | FISHER, SIERRA     | 0.00         | 0.0   | 29.673 | 0.00              | 0.00   |
| 30    | MONTAGUE, TAYLIN   | 0.00         | 0.0   | 30.105 | 0.00              | 0.00   |
| 26    | SMITH, RILEY       | 0.00         | 0.0   | 31.029 | 0.00              | 0.00   |
| 1     | LOCKHART, ALYSSA   | 0.00         | 0.0   | 31.283 | 0.00              | 0.00   |
| 23    | JOHNSTON, CARLEE   | 0.00         | 0.0   | 32.085 | 0.00              | 0.00   |
| 37    | HEITSCH, SHAELYNNE | 0.00         | 0.0   | 32.686 | 0.00              | 0.00   |
| 11    | STODDARD, CIARA    | 0.00         | 0.0   | 32.686 | 0.00              | 0.00   |
| 7     | RAYHILL, KEISHA    | 0.00         | 0.0   | 32.987 | 0.00              | 0.00   |
| 10    | RYAN, MOLLY        | 0.00         | 0.0   | 35.851 | 0.00              | 0.00   |
| 32    | MCCOY, RACHAEL     | 0.00         | 0.0   | 36.631 | 0.00              | 0.00   |



*Listing of Scores by Rodeo*

PENNIGTON COUNTY

1st Go


|                     |      |     |         |      |      |
|---------------------|------|-----|---------|------|------|
| 19 TIBBS, LAYNA     | 0.00 | 0.0 | 38.658  | 0.00 | 0.00 |
| 2 EDOFF, OLIVIA     | 0.00 | 0.0 | 40.654  | 0.00 | 0.00 |
| 22 PAULEY, EMILEE   | 0.00 | 0.0 | 45.081  | 0.00 | 0.00 |
| 9 LENSEGRAV, KELSEY | 0.00 | 0.0 | 100.000 | 0.00 | 0.00 |
| 21 VOS, SARAH       | 0.00 | 0.0 | 100.000 | 0.00 | 0.00 |
| 16 MARCH, MADISON   | 0.00 | 0.0 | 100.000 | 0.00 | 0.00 |
| 3 HUBER, LINDZIE    | 0.00 | 0.0 | 100.000 | 0.00 | 0.00 |
| 13 MARCH, BRANDY    | 0.00 | 0.0 | 100.000 | 0.00 | 0.00 |

**Event: Sr. Ribbon Roping**

| Draw: Contestant      | Event Points | Score | Time    | All Around Points | Payout |
|-----------------------|--------------|-------|---------|-------------------|--------|
| 2 HOSTUTLER, HANNA    | 10.00        | 0.0   | 6.900   | 10.00             | 0.00   |
| 10 JOHNSTON, CARLEE   | 9.00         | 0.0   | 9.370   | 9.00              | 0.00   |
| 18 PAULEY, EMILEE     | 8.00         | 0.0   | 13.460  | 8.00              | 0.00   |
| 14 JOHNSTON, SAVANA   | 7.00         | 0.0   | 18.190  | 7.00              | 0.00   |
| 1 BLASIUS, JOSIE      | 6.00         | 0.0   | 22.050  | 6.00              | 0.00   |
| 16 LOCKHART, ALYSSA   | 5.00         | 0.0   | 22.670  | 5.00              | 0.00   |
| 13 MOON, ELLE         | 4.00         | 0.0   | 23.880  | 4.00              | 0.00   |
| 3 OSMOTHERLY, ZOEY    | 3.00         | 0.0   | 25.860  | 3.00              | 0.00   |
| 5 PHILIPSEN, BRIANNA  | 2.00         | 0.0   | 28.860  | 2.00              | 0.00   |
| 8 RAYHILL, KARISSA    | 0.00         | 0.0   | 100.000 | 0.00              | 0.00   |
| 11 RAYHILL, KEISHA    | 0.00         | 0.0   | 100.000 | 0.00              | 0.00   |
| 17 CLEMETSON, BRIANNA | 0.00         | 0.0   | 100.000 | 0.00              | 0.00   |
| 6 RYAN, JESSICA       | 0.00         | 0.0   | 100.000 | 0.00              | 0.00   |
| 9 SCHLECHTER, TRIXIE  | 0.00         | 0.0   | 100.000 | 0.00              | 0.00   |
| 4 REINHERT, TRISTA    | 0.00         | 0.0   | 100.000 | 0.00              | 0.00   |
| 12 CLARK, KAYLEE      | 0.00         | 0.0   | 100.000 | 0.00              | 0.00   |
| 15 MARCH, BRANDY      | 0.00         | 0.0   | 100.000 | 0.00              | 0.00   |
| 7 PETERS, COURTNEY    | 0.00         | 0.0   | 100.000 | 0.00              | 0.00   |

**Event: Sr. Team Roping**

| Draw: Contestant        | Event Points | Score | Time    | All Around Points | Payout |
|-------------------------|--------------|-------|---------|-------------------|--------|
| 7 KESSLER, LUCAS (1)    | 10.00        | 0.0   | 10.000  | 10.00             | 0.00   |
| 7 HENINGER, LUKE (2)    | 10.00        | 0.0   | 10.000  | 10.00             | 0.00   |
| 5 SAWVELL, CAMDEN (1)   | 9.00         | 0.0   | 21.690  | 9.00              | 0.00   |
| 5 FORTUNE, RILEY (2)    | 9.00         | 0.0   | 21.690  | 9.00              | 0.00   |
| 18 PORCH, BRENDON (1)   | 8.00         | 0.0   | 24.130  | 8.00              | 0.00   |
| 18 ROBERTS, CORD (2)    | 8.00         | 0.0   | 24.130  | 8.00              | 0.00   |
| 17 PETRAK, TATE (1)     | 7.00         | 0.0   | 27.340  | 7.00              | 0.00   |
| 17 FANNING, RHETT (2)   | 7.00         | 0.0   | 27.340  | 7.00              | 0.00   |
| 12 PETRAK, TAGG (1)     | 6.00         | 0.0   | 35.590  | 6.00              | 0.00   |
| 12 RISSE, CHARLES (2)   | 6.00         | 0.0   | 35.590  | 6.00              | 0.00   |
| 14 PETERS, COURTNEY (1) | 5.00         | 0.0   | 36.130  | 5.00              | 0.00   |
| 14 OSMOTHERLY, ZOEY (2) | 5.00         | 0.0   | 36.130  | 5.00              | 0.00   |
| 4 JOHNSTON, CARLEE (1)  | 4.00         | 0.0   | 36.700  | 4.00              | 0.00   |
| 4 JOHNSTON, CARSON (2)  | 4.00         | 0.0   | 36.700  | 4.00              | 0.00   |
| 10 MOON, ELLE (1)       | 3.00         | 0.0   | 40.460  | 3.00              | 0.00   |
| 10 ANDERSON, RAEDON (2) | 3.00         | 0.0   | 40.460  | 3.00              | 0.00   |
| 11 HOSTUTLER, HANNA (1) | 0.00         | 0.0   | 100.000 | 0.00              | 0.00   |
| 8 RAYHILL, KEISHA (1)   | 0.00         | 0.0   | 100.000 | 0.00              | 0.00   |
| 9 JOHNSTON, SAVANA (1)  | 0.00         | 0.0   | 100.000 | 0.00              | 0.00   |
| 19 JOHNSON, RANCE (1)   | 0.00         | 0.0   | 100.000 | 0.00              | 0.00   |
| 6 PAULEY, EMILEE (1)    | 0.00         | 0.0   | 100.000 | 0.00              | 0.00   |
| 16 PAULEY, MATEE (1)    | 0.00         | 0.0   | 100.000 | 0.00              | 0.00   |

***Listing of Scores by Rodeo***

07/15/2015

PENNIGTON COUNTY

Page 12

1st Go

|                           |      |     |         |      |      |
|---------------------------|------|-----|---------|------|------|
| 2 CASPERS, KASSIDY (1)    | 0.00 | 0.0 | 100.000 | 0.00 | 0.00 |
| 13 REINHERT, TRISTA (1)   | 0.00 | 0.0 | 100.000 | 0.00 | 0.00 |
| 20 LYTLE, CASS (1)        | 0.00 | 0.0 | 100.000 | 0.00 | 0.00 |
| 3 SCOTT, MICHAEL (1)      | 0.00 | 0.0 | 100.000 | 0.00 | 0.00 |
| 1 MARCH, CASSIDY (1)      | 0.00 | 0.0 | 100.000 | 0.00 | 0.00 |
| 15 SCHLECHTER, TRIXIE (1) | 0.00 | 0.0 | 100.000 | 0.00 | 0.00 |
| 16 HODSON, KEITH (2)      | 0.00 | 0.0 | 100.000 | 0.00 | 0.00 |
| 19 KAMMERER, JACOB (2)    | 0.00 | 0.0 | 100.000 | 0.00 | 0.00 |
| 6 REEDY, DAWSON (2)       | 0.00 | 0.0 | 100.000 | 0.00 | 0.00 |
| 8 RAYHILL, KARISSA (2)    | 0.00 | 0.0 | 100.000 | 0.00 | 0.00 |
| 2 KINSELLA, KADE (2)      | 0.00 | 0.0 | 100.000 | 0.00 | 0.00 |
| 15 HEITSCH, SHAELYNNE (2) | 0.00 | 0.0 | 100.000 | 0.00 | 0.00 |
| 11 STEVENS, LATHEN (2)    | 0.00 | 0.0 | 100.000 | 0.00 | 0.00 |
| 3 WEST, COOPER (2)        | 0.00 | 0.0 | 100.000 | 0.00 | 0.00 |
| 0 FITE, TANNER (2)        | 0.00 | 0.0 | 100.000 | 0.00 | 0.00 |
| 13 GOOD, CARSON (2)       | 0.00 | 0.0 | 100.000 | 0.00 | 0.00 |
| 9 ELSHERE, CARTER (2)     | 0.00 | 0.0 | 100.000 | 0.00 | 0.00 |
| 1 MARCH, BRANDY (2)       | 0.00 | 0.0 | 100.000 | 0.00 | 0.00 |
| 0 GIANNONATTI, JACE (2)   | 0.00 | 0.0 | 100.000 | 0.00 | 0.00 |