

*Listing of Scores by Rodeo*

**Event: Jr Boys Breakaway**


Draw: Contestant	Event Points	Score	Time	All Around Points	Payout
17 BLASIUS, BLAIR	10.00	0.0	4.840	10.00	0.00
28 ELSHERE, TALON	9.00	0.0	4.940	9.00	0.00
26 STEELE, LAYTON	8.00	0.0	6.060	8.00	0.00
1 THOMPSON, LUKE	7.00	0.0	7.010	7.00	0.00
5 FUHRER, LAN	6.00	0.0	14.530	6.00	0.00
21 ABBOTT, BRADEN	5.00	0.0	15.810	5.00	0.00
15 MARTIN, TRAYLIN	4.00	0.0	17.620	4.00	0.00
7 DENNIS, VICTOR	3.00	0.0	18.030	3.00	0.00
10 HAMMERSTROM, CADE	0.00	0.0	100.000	0.00	0.00
19 THYBO, JESSE	0.00	0.0	100.000	0.00	0.00
3 FORTUNE, CARTER	0.00	0.0	100.000	0.00	0.00
8 CLARK, KOLTER	0.00	0.0	100.000	0.00	0.00
23 PRICE, BRAYDEN	0.00	0.0	100.000	0.00	0.00
13 CROWSER, KALE	0.00	0.0	100.000	0.00	0.00
24 HEATHERSHAW, MATHEW	0.00	0.0	100.000	0.00	0.00
18 HEATHERSHAW, MALCOLM	0.00	0.0	100.000	0.00	0.00
22 BUCHHOLZ, BRADY	0.00	0.0	100.000	0.00	0.00
4 JONES, TAYSON	0.00	0.0	100.000	0.00	0.00
27 BLASIUS, BURK	0.00	0.0	100.000	0.00	0.00
6 BLASIUS, JACE	0.00	0.0	100.000	0.00	0.00
12 WOODWARD, JESTYN	0.00	0.0	100.000	0.00	0.00
16 ALLEN, TY	0.00	0.0	100.000	0.00	0.00
11 BYRNE, JADE	0.00	0.0	100.000	0.00	0.00
14 HOSTUTLER, JESSE	0.00	0.0	100.000	0.00	0.00
20 CHASE ALONE, HADEN	0.00	0.0	100.000	0.00	0.00
2 OLSON, TRACER	0.00	0.0	100.000	0.00	0.00
25 WILLIAMS, TYUS	0.00	0.0	100.000	0.00	0.00
9 PALMER, LAYNE	0.00	0.0	100.000	0.00	0.00
0 WARD, RIDGE	0.00	0.0	100.000	0.00	0.00

**Event: Jr Boys Cattle Ridin**

Draw: Contestant	Event Points	Score	Time	All Around Points	Payout
13 ELSHERE, THAYNE	10.00	69.0	0.000	10.00	0.00
7 SCHOFIELD, DYSON	9.00	66.0	0.000	9.00	0.00
4 HUGHSON, CY	8.00	61.0	0.000	8.00	0.00
12 FILIPEK, COOPER	0.00	0.0	0.000	0.00	0.00
11 LEMMEL, LOGAN	0.00	0.0	0.000	0.00	0.00
5 THOMPSON, BRYNN	0.00	0.0	0.000	0.00	0.00
1 GROVEN, AUSTIN	0.00	0.0	0.000	0.00	0.00
6 WOLFE, CAYDEN	0.00	0.0	0.000	0.00	0.00
3 WOODWARD, JESTYN	0.00	0.0	0.000	0.00	0.00
9 WOODWARD, JARET	0.00	0.0	0.000	0.00	0.00
2 ALLEN, TY	0.00	0.0	0.000	0.00	0.00
8 HOSTUTLER, JESSE	0.00	0.0	0.000	0.00	0.00
10 OLSON, TRACER	0.00	0.0	0.000	0.00	0.00

**Event: Jr Boys Flag Race**

Draw: Contestant	Event Points	Score	Time	All Around Points	Payout
22 WOODWARD, JARET	10.00	0.0	9.112	10.00	0.00
21 JANVRIN, CADE	9.00	0.0	10.059	9.00	0.00
34 MANSFIELD, MAYSON	8.00	0.0	10.083	8.00	0.00



*Listing of Scores by Rodeo*


NURC #1

1st Go

20	HEATHERSHAW, MALCOLM	7.00	0.0	10.132	7.00	0.00
17	ALLEN, TY	6.00	0.0	10.464	6.00	0.00
18	ABBOTT, BRADEN	5.00	0.0	10.726	5.00	0.00
2	WOODWARD, JESTYN	4.00	0.0	10.779	4.00	0.00
35	FORTUNE, CARTER	3.00	0.0	10.807	3.00	0.00
7	PALMER, LAYNE	2.00	0.0	10.849	2.00	0.00
33	HUGHSON, CY	1.00	0.0	13.326	1.00	0.00
23	CLARK, KOLTER	0.00	0.0	14.186	0.00	0.00
32	HAMMERSTROM, CADE	0.00	0.0	100.000	0.00	0.00
14	THYBO, JESSE	0.00	0.0	100.000	0.00	0.00
15	PRICE, BRAYDEN	0.00	0.0	100.000	0.00	0.00
19	FUHRER, LAN	0.00	0.0	100.000	0.00	0.00
36	ELSHERE, THAYNE	0.00	0.0	100.000	0.00	0.00
12	ELSHERE, TALON	0.00	0.0	100.000	0.00	0.00
6	CROWSER, KALE	0.00	0.0	100.000	0.00	0.00
8	THOMPSON, BRYNN	0.00	0.0	100.000	0.00	0.00
26	MOON, QUINN	0.00	0.0	100.000	0.00	0.00
9	STEELE, LAYTON	0.00	0.0	100.000	0.00	0.00
11	HEATHERSHAW, MATHEW	0.00	0.0	100.000	0.00	0.00
10	BUCHHOLZ, BRADY	0.00	0.0	100.000	0.00	0.00
24	JONES, TAYSON	0.00	0.0	100.000	0.00	0.00
16	BLASIUS, BURK	0.00	0.0	100.000	0.00	0.00
5	BLASIUS, BLAIR	0.00	0.0	100.000	0.00	0.00
30	COOK, BILLY	0.00	0.0	100.000	0.00	0.00
29	TETRAULT, TREY	0.00	0.0	100.000	0.00	0.00
13	BYRNE, JADE	0.00	0.0	100.000	0.00	0.00
1	HOSTUTLER, JESSE	0.00	0.0	100.000	0.00	0.00
27	MARTIN, TRAYLIN	0.00	0.0	100.000	0.00	0.00
3	CHASE ALONE, HADEN	0.00	0.0	100.000	0.00	0.00
31	FANNING, GABE	0.00	0.0	100.000	0.00	0.00
4	OLSON, TRACER	0.00	0.0	100.000	0.00	0.00
25	DENNIS, VICTOR	0.00	0.0	100.000	0.00	0.00
28	WILLIAMS, TYUS	0.00	0.0	100.000	0.00	0.00
0	WARD, RIDGE	0.00	0.0	100.000	0.00	0.00

**Event: Jr Boys Goats**

Draw	Contestant	Event Points	Score	Time	All Around Points	Payout
8	STEELE, LAYTON	10.00	0.0	10.900	10.00	0.00
22	MANSFIELD, MAYSON	9.00	0.0	14.270	9.00	0.00
19	MARTIN, TRAYLIN	8.00	0.0	14.920	8.00	0.00
3	WOODWARD, JARET	7.00	0.0	15.280	7.00	0.00
15	OLSON, TRACER	6.00	0.0	15.550	6.00	0.00
2	PRICE, BRAYDEN	5.00	0.0	16.410	5.00	0.00
24	BLASIUS, BLAIR	4.00	0.0	16.860	4.00	0.00
10	CHASE ALONE, HADEN	3.00	0.0	17.500	3.00	0.00
0	WARD, RIDGE	2.00	0.0	17.780	2.00	0.00
25	BYRNE, JADE	1.00	0.0	17.830	1.00	0.00
18	HOSTUTLER, JESSE	0.00	0.0	18.090	0.00	0.00
20	JONES, TAYSON	0.00	0.0	20.230	0.00	0.00
27	BLASIUS, BURK	0.00	0.0	20.400	0.00	0.00
12	ALLEN, TY	0.00	0.0	21.600	0.00	0.00
21	CROWSER, KALE	0.00	0.0	23.360	0.00	0.00
9	MOON, QUINN	0.00	0.0	23.950	0.00	0.00



**Listing of Scores by Rodeo**


NURC #1

1st Go

16 JANVRIN, CADE	0.00	0.0	25.090	0.00	0.00
13 WOODWARD, JESTYN	0.00	0.0	26.580	0.00	0.00
5 WILLIAMS, TYUS	0.00	0.0	27.210	0.00	0.00
7 THOMPSON, LUKE	0.00	0.0	100.000	0.00	0.00
23 ABBOTT, BRADEN	0.00	0.0	100.000	0.00	0.00
17 FUHRER, LAN	0.00	0.0	100.000	0.00	0.00
6 HUGHSON, CY	0.00	0.0	100.000	0.00	0.00
11 THOMPSON, BRYNN	0.00	0.0	100.000	0.00	0.00
26 BUCHHOLZ, BRADY	0.00	0.0	100.000	0.00	0.00
14 COOK, BILLY	0.00	0.0	100.000	0.00	0.00
4 TETRAULT, TREY	0.00	0.0	100.000	0.00	0.00
1 PALMER, LAYNE	0.00	0.0	100.000	0.00	0.00

**Event: Jr Girls Barrels**

Draw: Contestant	Event Points	Score	Time	All Around Points	Payout
3 STEELE, KAYDEN	10.00	0.0	17.761	10.00	0.00
22 ELSHERE, JENNA	9.00	0.0	17.797	9.00	0.00
14 ELSHERE, CAMRI	8.00	0.0	17.825	8.00	0.00
9 HANSON, SIDNEY	7.00	0.0	17.984	7.00	0.00
28 MILLER, MIKENZY	6.00	0.0	18.058	6.00	0.00
20 MCCOY, LEXI	5.00	0.0	18.106	5.00	0.00
19 CRAGO, KYLEE	4.00	0.0	18.129	4.00	0.00
11 HAUGEN, LANDRY	3.00	0.0	18.362	3.00	0.00
30 SHEARER, KELLYN	2.00	0.0	18.593	2.00	0.00
1 MCCOY, NATALIE	1.00	0.0	18.624	1.00	0.00
34 OLSON, JANA E	0.00	0.0	18.739	0.00	0.00
27 ROUILLARD, JADA	0.00	0.0	18.820	0.00	0.00
21 TRENT, KAYLEE	0.00	0.0	18.967	0.00	0.00
23 HEIL, JESSICA	0.00	0.0	19.062	0.00	0.00
15 GRIMES, RAYNA	0.00	0.0	19.232	0.00	0.00
33 BRUNSCH, HANNA	0.00	0.0	19.283	0.00	0.00
16 SAWVELL, KASSIDY	0.00	0.0	19.865	0.00	0.00
6 DILLON, ALEESIA	0.00	0.0	19.934	0.00	0.00
18 DEUTSCHER, SAMANTHA	0.00	0.0	20.546	0.00	0.00
0 WARD, LASKA	0.00	0.0	20.550	0.00	0.00
13 MYERS, SALENA	0.00	0.0	20.561	0.00	0.00
36 FANNING, LANEY	0.00	0.0	20.566	0.00	0.00
7 KAMMERER, BOBBI JO	0.00	0.0	20.756	0.00	0.00
25 DERR, AUDRA	0.00	0.0	21.102	0.00	0.00
2 LIVERMONT, CRYSTAL	0.00	0.0	21.260	0.00	0.00
17 UDAGER, JARODY	0.00	0.0	21.860	0.00	0.00
32 CLAUSSEN, DAWN	0.00	0.0	22.334	0.00	0.00
24 HOLBEN, SHAYLIE	0.00	0.0	22.799	0.00	0.00
5 HUBER, LEAH	0.00	0.0	23.305	0.00	0.00
31 HUGHSON, KORYN	0.00	0.0	23.310	0.00	0.00
12 RISING, KENADI	0.00	0.0	23.731	0.00	0.00
4 BROWN, KIARA	0.00	0.0	23.943	0.00	0.00
29 HUBERT, SAMANTHA	0.00	0.0	23.982	0.00	0.00
35 WOODWARD, JESSICA	0.00	0.0	29.294	0.00	0.00
8 LIVERMONT, CHYE	0.00	0.0	29.513	0.00	0.00
10 GERARD, KAITLIN	0.00	0.0	100.000	0.00	0.00
26 CLEMETSON, ALLISON	0.00	0.0	100.000	0.00	0.00



South Dakota 4-H

## Listing of Scores by Rodeo

07/29/2015

NURC #1

Page 4


1st Go

### Event: Jr Girls Breakaway

Draw: Contestant	Event Points	Score	Time	All Around Points	Payout
0 WARD, LASKA	10.00	0.0	5.590	10.00	0.00
16 MCCOY, LEXI	9.00	0.0	7.150	9.00	0.00
10 MILLER, MIKENZY	8.00	0.0	13.210	8.00	0.00
2 CRAGO, KYLEE	7.00	0.0	16.250	7.00	0.00
6 RISING, KENADI	6.00	0.0	25.360	6.00	0.00
8 STEELE, KAYDEN	5.00	0.0	25.810	5.00	0.00
5 CLAUSSEN, DAWN	0.00	0.0	100.000	0.00	0.00
1 GERARD, KAITLIN	0.00	0.0	100.000	0.00	0.00
11 WOODWARD, JESSICA	0.00	0.0	100.000	0.00	0.00
3 SAWVELL, KASSIDY	0.00	0.0	100.000	0.00	0.00
9 BROWN, KIARA	0.00	0.0	100.000	0.00	0.00
14 ELSHERE, JENNA	0.00	0.0	100.000	0.00	0.00
13 HUBER, LEAH	0.00	0.0	100.000	0.00	0.00
4 HAUGEN, LANDRY	0.00	0.0	100.000	0.00	0.00
12 HANSON, SIDNEY	0.00	0.0	100.000	0.00	0.00
15 CLEMETSON, ALLISON	0.00	0.0	100.000	0.00	0.00
7 PETRAK, TARRYN	0.00	0.0	100.000	0.00	0.00

### Event: Jr Girls Goats

Draw: Contestant	Event Points	Score	Time	All Around Points	Payout
7 MILLER, MIKENZY	10.00	0.0	9.340	10.00	0.00
19 HIGH HAWK, VALANDRA	9.00	0.0	10.280	9.00	0.00
15 PETRAK, TARRYN	8.00	0.0	10.460	8.00	0.00
20 CRAGO, KYLEE	7.00	0.0	10.770	7.00	0.00
0 WARD, LASKA	6.00	0.0	11.620	6.00	0.00
28 HOLBEN, SHAYLIE	5.00	0.0	13.430	5.00	0.00
6 RISING, KENADI	4.00	0.0	13.460	4.00	0.00
14 SAWVELL, KASSIDY	3.00	0.0	14.770	3.00	0.00
26 KAMMERER, BOBBI JO	2.00	0.0	14.780	2.00	0.00
30 OLSON, JANA E	1.00	0.0	15.280	1.00	0.00
8 DILLON, ALEESIA	0.00	0.0	15.400	0.00	0.00
4 BROWN, KIARA	0.00	0.0	15.690	0.00	0.00
17 TRENT, KAYLEE	0.00	0.0	16.060	0.00	0.00
12 ELSHERE, CAMRI	0.00	0.0	16.140	0.00	0.00
21 HANSON, SIDNEY	0.00	0.0	16.590	0.00	0.00
16 RISSE, ISABEL	0.00	0.0	17.640	0.00	0.00
18 HAUGEN, LANDRY	0.00	0.0	18.200	0.00	0.00
23 STEELE, KAYDEN	0.00	0.0	19.310	0.00	0.00
9 MCCOY, NATALIE	0.00	0.0	20.200	0.00	0.00
5 BRUNSCH, HANNA	0.00	0.0	20.940	0.00	0.00
11 DERR, AUDRA	0.00	0.0	23.680	0.00	0.00
27 ELSHERE, JENNA	0.00	0.0	23.690	0.00	0.00
29 LIVERMONT, CHYE	0.00	0.0	24.100	0.00	0.00
24 GERARD, KAITLIN	0.00	0.0	24.660	0.00	0.00
13 CLAUSSEN, DAWN	0.00	0.0	100.000	0.00	0.00
22 WOODWARD, JESSICA	0.00	0.0	100.000	0.00	0.00
2 LIVERMONT, CRYSTAL	0.00	0.0	100.000	0.00	0.00
3 CROWSER, JADEN	0.00	0.0	100.000	0.00	0.00
10 HUGHSON, KORYN	0.00	0.0	100.000	0.00	0.00
1 GRIMES, RAYNA	0.00	0.0	100.000	0.00	0.00
25 CLEMETSON, ALLISON	0.00	0.0	100.000	0.00	0.00



South Dakota 4-H

## Listing of Scores by Rodeo

07/29/2015

NURC #1

Page 5


1st Go

### Event: Jr Girls Poles

Draw: Contestant	Event Points	Score	Time	All Around Points	Payout
27 STEELE, KAYDEN	10.00	0.0	22.040	10.00	0.00
11 MCCOY, LEXI	9.00	0.0	22.270	9.00	0.00
23 MILLER, MIKENZY	8.00	0.0	22.460	8.00	0.00
16 ELSHERE, CAMRI	7.00	0.0	22.520	7.00	0.00
3 CRAGO, KYLEE	6.00	0.0	22.570	6.00	0.00
31 HEIL, JESSICA	5.00	0.0	22.910	5.00	0.00
24 OLSON, JANAE	4.00	0.0	23.110	4.00	0.00
5 HUBERT, SAMANTHA	3.00	0.0	23.930	3.00	0.00
13 MCCOY, NATALIE	2.00	0.0	24.930	2.00	0.00
8 LIVERMONT, CRYSTAL	1.00	0.0	25.710	1.00	0.00
28 SAWVELL, KASSIDY	0.00	0.0	25.920	0.00	0.00
17 KAMMERER, BOBBI JO	0.00	0.0	25.970	0.00	0.00
26 HOLBEN, SHAYLIE	0.00	0.0	26.260	0.00	0.00
19 WOODWARD, JESSICA	0.00	0.0	27.390	0.00	0.00
9 HAUGEN, LANDRY	0.00	0.0	27.690	0.00	0.00
34 UDAGER, JARODY	0.00	0.0	27.910	0.00	0.00
22 ELSHERE, JENNA	0.00	0.0	28.190	0.00	0.00
10 DILLON, ALEESIA	0.00	0.0	28.370	0.00	0.00
18 HANSON, SIDNEY	0.00	0.0	28.430	0.00	0.00
30 SHEARER, KELLYN	0.00	0.0	30.040	0.00	0.00
29 HUBER, LEAH	0.00	0.0	30.310	0.00	0.00
6 DERR, AUDRA	0.00	0.0	30.520	0.00	0.00
15 DEUTSCHER, SAMANTHA	0.00	0.0	30.700	0.00	0.00
4 ROUILLARD, JADA	0.00	0.0	31.120	0.00	0.00
2 GRIMES, RAYNA	0.00	0.0	32.500	0.00	0.00
14 CLAUSSEN, DAWN	0.00	0.0	33.920	0.00	0.00
32 HUGHSON, KORYN	0.00	0.0	34.410	0.00	0.00
35 TRENT, KAYLEE	0.00	0.0	35.150	0.00	0.00
1 RISING, KENADI	0.00	0.0	36.520	0.00	0.00
21 FANNING, LANEY	0.00	0.0	37.790	0.00	0.00
7 LIVERMONT, CHYE	0.00	0.0	39.700	0.00	0.00
20 GERARD, KAITLIN	0.00	0.0	100.000	0.00	0.00
12 BRUNSCH, HANNA	0.00	0.0	100.000	0.00	0.00
33 BROWN, KIARA	0.00	0.0	100.000	0.00	0.00
25 CLEMETSON, ALLISON	0.00	0.0	100.000	0.00	0.00

### Event: Jr Jr Barrels

Draw: Contestant	Event Points	Score	Time	All Around Points	Payout
20 MERRILL, TEARRA	10.00	0.0	18.565	10.00	0.00
29 HILGENKAMP, SIERRA	9.00	0.0	18.798	9.00	0.00
4 AMIOTTE, BREEZY	8.00	0.0	18.896	8.00	0.00
18 MEYER, SOPHIA	7.00	0.0	19.258	7.00	0.00
27 FISHER, BOBBI	6.00	0.0	19.672	6.00	0.00
14 VANDERMAY, CARSON	5.00	0.0	19.723	5.00	0.00
11 VANDERMAY, MARAYA	4.00	0.0	20.061	4.00	0.00
5 GRUBL, JALYNN	3.00	0.0	20.102	3.00	0.00
2 PRICE, BRIGG	2.00	0.0	20.545	2.00	0.00
3 CARLSON, SAVANNA	1.00	0.0	20.678	1.00	0.00
1 SCHUELKE, CASSSIDY	0.00	0.0	20.699	0.00	0.00
12 ROMEY, BRIDGET	0.00	0.0	20.720	0.00	0.00
17 JONES, JAYSEE	0.00	0.0	20.854	0.00	0.00



South Dakota 4-H

**Listing of Scores by Rodeo**

07/29/2015

NURC #1

Page 6

1st Go


25	MOON, LUCY	0.00	0.0	21.437	0.00	0.00
9	SHEARER, TERRY N	0.00	0.0	21.540	0.00	0.00
15	WOODWARD, WESTON	0.00	0.0	21.798	0.00	0.00
26	ROUILLARD, T'LEA	0.00	0.0	22.711	0.00	0.00
8	OSMOTHERLY, ERIN	0.00	0.0	24.767	0.00	0.00
23	JANVRIN, JET	0.00	0.0	25.166	0.00	0.00
13	UDAGER, OWEN	0.00	0.0	27.058	0.00	0.00
10	WILLIAMS, ISABELLA	0.00	0.0	27.254	0.00	0.00
6	KJERSTAD, PAIGE	0.00	0.0	27.825	0.00	0.00
28	FULTON, JAXON	0.00	0.0	30.454	0.00	0.00
22	WHITE, DAVID	0.00	0.0	31.256	0.00	0.00
21	LONG, LEXI	0.00	0.0	32.510	0.00	0.00
19	FORTUNE, CHLOE	0.00	0.0	38.241	0.00	0.00
24	FISHER, BRADI	0.00	0.0	100.000	0.00	0.00
7	SHANGREAU X, MERCEDES	0.00	0.0	100.000	0.00	0.00

**Event: Jr Jr Goats**

Draw:	Contestant	Event Points	Score	Time	All Around Points	Payout
23	MERRILL, TEARRA	10.00	0.0	5.810	10.00	0.00
19	HILGENKAMP, SIERRA	9.00	0.0	9.350	9.00	0.00
5	SCHUELKE, CASSSIDY	8.00	0.0	10.500	8.00	0.00
21	WOODWARD, WESTON	7.00	0.0	10.520	7.00	0.00
2	HUBERT, SETH	6.00	0.0	10.640	6.00	0.00
8	FRANSUA, WYATT	5.00	0.0	10.650	5.00	0.00
16	VANDERMAY, MARAYA	4.00	0.0	11.370	4.00	0.00
4	MONTAGUE, KADE	3.00	0.0	11.870	3.00	0.00
17	JONES, JAYSEE	2.00	0.0	12.500	2.00	0.00
22	FULTON, JAXON	1.00	0.0	12.580	1.00	0.00
7	GERARD, COLTER	0.00	0.0	12.730	0.00	0.00
9	WHITE, DAVID	0.00	0.0	12.810	0.00	0.00
3	LONG, LEXI	0.00	0.0	13.100	0.00	0.00
11	OSMOTHERLY, ERIN	0.00	0.0	13.620	0.00	0.00
13	PRICE, BRIGG	0.00	0.0	13.810	0.00	0.00
25	AMIOTTE, BREEZY	0.00	0.0	13.900	0.00	0.00
14	MEYER, SOPHIA	0.00	0.0	14.360	0.00	0.00
10	JANVRIN, JET	0.00	0.0	14.440	0.00	0.00
18	VANDERMAY, CARSON	0.00	0.0	14.460	0.00	0.00
15	ARNESON, TYON	0.00	0.0	14.550	0.00	0.00
12	WILLIAMS, ISABELLA	0.00	0.0	14.620	0.00	0.00
1	MOON, LUCY	0.00	0.0	14.800	0.00	0.00
24	SHANGREAU X, GAGE	0.00	0.0	15.060	0.00	0.00
6	ROMEY, BRIDGET	0.00	0.0	16.650	0.00	0.00
20	FORTUNE, CHLOE	0.00	0.0	16.870	0.00	0.00

**Event: Jr Jr Poles**

Draw:	Contestant	Event Points	Score	Time	All Around Points	Payout
31	MERRILL, TEARRA	10.00	0.0	22.070	10.00	0.00
23	ROMEY, BRIDGET	9.00	0.0	24.540	9.00	0.00
2	GRUBL, JALYNN	8.00	0.0	25.650	8.00	0.00
3	AMIOTTE, BREEZY	7.00	0.0	26.110	7.00	0.00
21	MEYER, SOPHIA	6.00	0.0	26.380	6.00	0.00
9	VANDERMAY, CARSON	5.00	0.0	26.920	5.00	0.00
16	JONES, JAYSEE	4.00	0.0	27.610	4.00	0.00
13	SCHUELKE, CASSSIDY	3.00	0.0	27.670	3.00	0.00



*Listing of Scores by Rodeo*

NURC #1

1st Go

11	JANVRIN, JET	2.00	0.0	31.600	2.00	0.00
25	VANDERMAY, MARAYA	1.00	0.0	31.740	1.00	0.00
1	WILLIAMS, ISABELLA	0.00	0.0	32.300	0.00	0.00
14	LONG, LEXI	0.00	0.0	33.410	0.00	0.00
7	FRANSUA, WYATT	0.00	0.0	34.670	0.00	0.00
20	PRICE, BRIGG	0.00	0.0	36.280	0.00	0.00
15	UDAGER, OWEN	0.00	0.0	37.250	0.00	0.00
18	WHITE, DAVID	0.00	0.0	37.250	0.00	0.00
29	KJERSTAD, PAIGE	0.00	0.0	37.290	0.00	0.00
28	FULTON, JAXON	0.00	0.0	40.130	0.00	0.00
22	FORTUNE, CHLOE	0.00	0.0	47.500	0.00	0.00
24	SHANGREAU, GAGE	0.00	0.0	58.000	0.00	0.00
27	HILGENKAMP, SIERRA	0.00	0.0	100.000	0.00	0.00
10	CARLSON, SAVANNA	0.00	0.0	100.000	0.00	0.00
12	FISHER, BOBBI	0.00	0.0	100.000	0.00	0.00
5	FISHER, BRADI	0.00	0.0	100.000	0.00	0.00
8	MONTAGUE, KADE	0.00	0.0	100.000	0.00	0.00
17	OSMOTHERLY, ERIN	0.00	0.0	100.000	0.00	0.00
6	WOODWARD, WESTON	0.00	0.0	100.000	0.00	0.00
30	SHEARER, TERRY	0.00	0.0	100.000	0.00	0.00
19	ROUILLARD, T'LEA	0.00	0.0	100.000	0.00	0.00
26	SHANGREAU, MERCEDES	0.00	0.0	100.000	0.00	0.00
4	MOON, LUCY	0.00	0.0	100.000	0.00	0.00

**Event: Jr Jr Steer Riding**

Draw:	Contestant	Event Points	Score	Time	All Around Points	Payout
6	GROVEN, CODY	4.00	1.3	1.270	4.00	0.00
3	GROVEN, KYLE	4.00	1.3	1.330	4.00	0.00
7	WOODWARD, WESTON	4.00	1.3	1.350	4.00	0.00
8	FULTON, JAXON	6.00	1.4	1.410	6.00	0.00
1	MONTAGUE, KADE	7.00	1.5	1.520	7.00	0.00
2	GERARD, COLTER	8.00	1.8	1.760	8.00	0.00
4	WHITE, DAVID	9.00	1.9	1.880	9.00	0.00
5	LEMMEL, CADE	10.00	2.1	2.090	10.00	0.00

**Event: Sr Boys Bareback Rid**


Draw:	Contestant	Event Points	Score	Time	All Around Points	Payout
0	WARD, GARRETT	10.00	53.0	0.000	10.00	0.00
1	HUGHSON, ROWDY	0.00	0.0	0.000	0.00	0.00

**Event: Sr Boys Saddle Bronc**

Draw:	Contestant	Event Points	Score	Time	All Around Points	Payout
8	SCHUELKE, WYATT	10.00	62.0	0.000	10.00	0.00
4	WEST, COOPER	9.00	56.0	0.000	9.00	0.00
1	STEVENS, LATHEN	8.00	51.0	0.000	8.00	0.00
7	ELSHERE, CARTER	0.00	0.0	0.000	0.00	0.00
2	THOMPSON, TROY	0.00	0.0	0.000	0.00	0.00
5	ELSHERE, TREY	0.00	0.0	0.000	0.00	0.00
3	HUGHSON, ROWDY	0.00	0.0	0.000	0.00	0.00
9	FANNING, RHETT	0.00	0.0	0.000	0.00	0.00
0	WARD, GARRETT	0.00	0.0	0.000	0.00	0.00
6	JOHNSON, HUNTER	0.00	0.0	0.000	0.00	0.00

**Event: Sr Boys Str Wrstlng**

Draw:	Contestant	Event Points	Score	Time	All Around Points	Payout
-------	------------	--------------	-------	------	-------------------	--------



*Listing of Scores by Rodeo*

NURC #1

1st Go

2 JOHNSTON, CARSON	10.00	0.0	6.030	10.00	0.00
8 DOWLING, CYLER	9.00	0.0	7.520	9.00	0.00
3 BYRNE, TYLER	8.00	0.0	14.260	8.00	0.00
7 LYTLE, CASS	0.00	0.0	100.000	0.00	0.00
5 SCHUELKE, WYATT	0.00	0.0	100.000	0.00	0.00
6 SHORB, SETH	0.00	0.0	100.000	0.00	0.00
4 HUGHSON, ROWDY	0.00	0.0	100.000	0.00	0.00
1 PETRAK, TATE	0.00	0.0	100.000	0.00	0.00
0 WARD, GARRETT	0.00	0.0	100.000	0.00	0.00

**Event: Sr Boys Tie Down**

Draw: Contestant	Event Points	Score	Time	All Around Points	Payout
3 CRAGO, CHET	10.00	0.0	15.900	10.00	0.00
4 PETRAK, TATE	9.00	0.0	16.750	9.00	0.00
12 SCHUELKE, WYATT	8.00	0.0	16.830	8.00	0.00
1 BOLDON, BAXTER	7.00	0.0	17.130	7.00	0.00
11 CRAGO, COOPER	6.00	0.0	18.930	6.00	0.00
10 STEVENS, LATHEN	5.00	0.0	22.960	5.00	0.00
2 FORTUNE, RILEY	4.00	0.0	31.260	4.00	0.00
15 ELSHERE, TREY	3.00	0.0	32.800	3.00	0.00
16 ROBERTS, CORD	0.00	0.0	100.000	0.00	0.00
5 JOHNSTON, CARSON	0.00	0.0	100.000	0.00	0.00
9 MONNENS, WADE	0.00	0.0	100.000	0.00	0.00
18 SAWVELL, CAMDEN	0.00	0.0	100.000	0.00	0.00
17 PALMER, COLLIN	0.00	0.0	100.000	0.00	0.00
7 BYRNE, TYLER	0.00	0.0	100.000	0.00	0.00
14 FANNING, RHETT	0.00	0.0	100.000	0.00	0.00
6 DOWLING, CYLER	0.00	0.0	100.000	0.00	0.00
8 RISSE, CHARLES	0.00	0.0	100.000	0.00	0.00
19 ELSHERE, CARTER	0.00	0.0	100.000	0.00	0.00


**Event: Sr Bull Riding**

Draw: Contestant	Event Points	Score	Time	All Around Points	Payout
1 HUGHSON, ROWDY	0.00	67.0	0.000	0.00	0.00
4 SCHALESKY, JACOB	0.00	0.0	0.000	0.00	0.00
2 FERGUSON, WACEY	0.00	0.0	0.000	0.00	0.00
6 SCHOTT, CHANCE	0.00	0.0	0.000	0.00	0.00
5 THOMPSON, TROY	0.00	0.0	0.000	0.00	0.00
3 ALLEN, TEE	0.00	0.0	0.000	0.00	0.00

**Event: Sr Girls Barrels**

Draw: Contestant	Event Points	Score	Time	All Around Points	Payout
15 RAYHILL, KARISSA	10.00	0.0	17.162	10.00	0.00
19 BLASIUS, JOSIE	9.00	0.0	17.201	9.00	0.00
20 GARRETT, MADDIE	8.00	0.0	17.547	8.00	0.00
4 JOHNSTON, CARLEE	7.00	0.0	17.592	7.00	0.00
25 MCCOY, RACHAEL	6.00	0.0	17.633	6.00	0.00
28 PHILIPSEN, BRIANNA	5.00	0.0	17.639	5.00	0.00
13 STRATMAN, CASSIDY	4.00	0.0	17.813	4.00	0.00
11 RYAN, MOLLY	3.00	0.0	18.134	3.00	0.00
29 SCHOTT, SIERRA	2.00	0.0	18.200	2.00	0.00
30 RAYHILL, KEISHA	1.00	0.0	18.399	1.00	0.00
16 CLARK, KAYLEE	0.00	0.0	18.552	0.00	0.00
2 HOSTUTLER, HANNA	0.00	0.0	18.569	0.00	0.00





**Listing of Scores by Rodeo**


NURC #1

1st Go

10 FISHER, SIERRA	0.00	0.0	18.781	0.00	0.00
14 GRUBL, BRITTANY	0.00	0.0	18.982	0.00	0.00
23 MONTAGUE, TAYLIN	0.00	0.0	19.348	0.00	0.00
9 MCDONNELL, ANGIE	0.00	0.0	19.604	0.00	0.00
21 MARCH, BRANDY	0.00	0.0	19.632	0.00	0.00
12 JOHNSTON, SAVANA	0.00	0.0	20.144	0.00	0.00
18 HANSON, BROOKLYN	0.00	0.0	20.186	0.00	0.00
27 ALLEN, SHIANN	0.00	0.0	20.281	0.00	0.00
31 WEST, CAPPIE	0.00	0.0	20.735	0.00	0.00
5 MONNENS, KAYCEE	0.00	0.0	23.006	0.00	0.00
7 MARCH, MADISON	0.00	0.0	23.037	0.00	0.00
22 CLEMETSON, BRIANNA	0.00	0.0	23.187	0.00	0.00
24 RYAN, JESSICA	0.00	0.0	23.231	0.00	0.00
17 LANE, HEAVEN	0.00	0.0	23.286	0.00	0.00
3 HUGHSON, EMARIE	0.00	0.0	23.695	0.00	0.00
8 PERLI, RAINA	0.00	0.0	25.037	0.00	0.00
1 REINERT, TARA	0.00	0.0	30.234	0.00	0.00
33 GOETZ, CASSITY	0.00	0.0	100.000	0.00	0.00
6 VOS, SARAH	0.00	0.0	100.000	0.00	0.00
26 FORTUNE, TA TE	0.00	0.0	100.000	0.00	0.00

**Event: Sr Girls Breakaway**

Draw: Contestant	Event Points	Score	Time	All Around Points	Payout
11 CLEMETSON, BRIANNA	10.00	0.0	2.690	10.00	0.00
17 BLASIUS, JOSIE	9.00	0.0	3.240	9.00	0.00
13 RYAN, JESSICA	8.00	0.0	4.000	8.00	0.00
27 RYAN, MOLLY	7.00	0.0	4.720	7.00	0.00
4 JOHNSTON, CARLEE	6.00	0.0	5.210	6.00	0.00
10 MONNENS, KAYCEE	5.00	0.0	5.830	5.00	0.00
18 MCCOY, RACHAEL	4.00	0.0	6.870	4.00	0.00
23 PHILIPSEN, BRIANNA	3.00	0.0	12.600	3.00	0.00
12 RAYHILL, KARISSA	2.00	0.0	13.530	2.00	0.00
6 CVACH, JUSTINA	0.00	0.0	100.000	0.00	0.00
8 RISSE, MARY	0.00	0.0	100.000	0.00	0.00
14 FISHER, SIERRA	0.00	0.0	100.000	0.00	0.00
1 CLARK, KAYLEE	0.00	0.0	100.000	0.00	0.00
16 PERLI, RAINA	0.00	0.0	100.000	0.00	0.00
21 MONTAGUE, TAYLIN	0.00	0.0	100.000	0.00	0.00
25 JOHNSTON, SAVANA	0.00	0.0	100.000	0.00	0.00
19 WILLIAMSON, TERA	0.00	0.0	100.000	0.00	0.00
3 RAYHILL, KEISHA	0.00	0.0	100.000	0.00	0.00
20 FORTUNE, TA TE	0.00	0.0	100.000	0.00	0.00
2 STRATMAN, CASSIDY	0.00	0.0	100.000	0.00	0.00
22 MARCH, BRANDY	0.00	0.0	100.000	0.00	0.00
5 MOON, ELLE	0.00	0.0	100.000	0.00	0.00
29 LANE, HEAVEN	0.00	0.0	100.000	0.00	0.00
9 MIKKELSON, MIKENZIE	0.00	0.0	100.000	0.00	0.00
15 ARNESON, TANIELLE	0.00	0.0	100.000	0.00	0.00
7 THORSTENSON, ALIX	0.00	0.0	100.000	0.00	0.00
24 HOSTUTLER, HANNA	0.00	0.0	100.000	0.00	0.00
26 HANSON, BROOKLYN	0.00	0.0	100.000	0.00	0.00
28 FANNING, SABRINA	0.00	0.0	100.000	0.00	0.00
30 HUGHSON, EMARIE	0.00	0.0	100.000	0.00	0.00




**Listing of Scores by Rodeo**

**Event: Sr Girls Goats**

Draw: Contestant	Event Points	Score	Time	All Around Points	Payout
15 RYAN, JESSICA	10.00	0.0	7.650	10.00	0.00
14 JOHNSTON, CARLEE	9.00	0.0	8.400	9.00	0.00
13 RAYHILL, KARISSA	8.00	0.0	9.060	8.00	0.00
18 THORSTENSON, ALIX	7.00	0.0	9.450	7.00	0.00
1 CLARK, KAYLEE	6.00	0.0	9.640	6.00	0.00
11 RISSE, MARY	5.00	0.0	9.780	5.00	0.00
0 SMITH, RILEY	4.00	0.0	9.910	4.00	0.00
2 VOS, SARAH	3.00	0.0	10.280	3.00	0.00
17 WILLIAMSON, TERA	2.00	0.0	11.190	2.00	0.00
8 RYAN, MOLLY	1.00	0.0	11.200	1.00	0.00
7 RAYHILL, KEISHA	0.00	0.0	13.140	0.00	0.00
10 MOON, ELLE	0.00	0.0	15.030	0.00	0.00
3 CLEMETSON, BRIANNA	0.00	0.0	15.770	0.00	0.00
12 MONNENS, KAYCEE	0.00	0.0	20.710	0.00	0.00
9 HANSON, BROOKLYN	0.00	0.0	20.970	0.00	0.00
6 SCHOTT, SIERRA	0.00	0.0	100.000	0.00	0.00
16 MONTAGUE, TAYLIN	0.00	0.0	100.000	0.00	0.00
5 JOHNSTON, SAVANA	0.00	0.0	100.000	0.00	0.00
4 HUGHSON, EMARIE	0.00	0.0	100.000	0.00	0.00

**Event: Sr Girls Poles**

Draw: Contestant	Event Points	Score	Time	All Around Points	Payout
28 GARRETT, MADDIE	10.00	0.0	21.260	10.00	0.00
15 MONNENS, KAYCEE	9.00	0.0	21.890	9.00	0.00
11 RAYHILL, KARISSA	8.00	0.0	21.990	8.00	0.00
13 MCCOY, RACHAEL	7.00	0.0	22.270	7.00	0.00
7 PHILIPSEN, BRIANNA	6.00	0.0	22.420	6.00	0.00
21 SMITH, RILEY	5.00	0.0	22.500	5.00	0.00
10 FORTUNE, TA TE	4.00	0.0	23.180	4.00	0.00
14 CVACH, JUSTINA	3.00	0.0	23.730	3.00	0.00
24 MCDONNELL, ANGIE	2.00	0.0	25.660	2.00	0.00
12 JOHNSTON, CARLEE	1.00	0.0	26.010	1.00	0.00
22 RYAN, JESSICA	0.00	0.0	26.870	0.00	0.00
5 MONTAGUE, TAYLIN	0.00	0.0	26.900	0.00	0.00
17 LANE, HEAVEN	0.00	0.0	26.900	0.00	0.00
25 CLEMETSON, BRIANNA	0.00	0.0	27.210	0.00	0.00
6 HANSON, BROOKLYN	0.00	0.0	27.320	0.00	0.00
8 JOHNSTON, SAVANA	0.00	0.0	27.540	0.00	0.00
23 MARCH, MADISON	0.00	0.0	27.920	0.00	0.00
20 GRUBL, BRITTANY	0.00	0.0	27.980	0.00	0.00
3 STRATMAN, CASSIDY	0.00	0.0	28.320	0.00	0.00
27 WEST, CAPPIE	0.00	0.0	29.290	0.00	0.00
1 ALLEN, SHIANN	0.00	0.0	30.100	0.00	0.00
26 HOSTUTLER, HANNA	0.00	0.0	31.620	0.00	0.00
18 RYAN, MOLLY	0.00	0.0	32.730	0.00	0.00
4 RAYHILL, KEISHA	0.00	0.0	34.200	0.00	0.00
19 MARCH, BRANDY	0.00	0.0	34.650	0.00	0.00
16 REINERT, TARA	0.00	0.0	45.320	0.00	0.00
9 SCHOTT, SIERRA	0.00	0.0	46.050	0.00	0.00
2 HUGHSON, EMARIE	0.00	0.0	100.000	0.00	0.00




*Listing of Scores by Rodeo*

**Event: Sr. Ribbon Roping**

Draw: Contestant	Event Points	Score	Time	All Around Points	Payout
12 WILLIAMSON, TERA	10.00	0.0	7.710	10.00	0.00
8 JOHNSTON, SAVANA	9.00	0.0	9.340	9.00	0.00
2 BLASIUS, JOSIE	8.00	0.0	10.090	8.00	0.00
10 RAYHILL, KEISHA	7.00	0.0	11.350	7.00	0.00
5 CLARK, KAYLEE	6.00	0.0	18.710	6.00	0.00
9 HANSON, BROOKLYN	5.00	0.0	23.580	5.00	0.00
13 PHILIPSEN, BRIANNA	0.00	0.0	100.000	0.00	0.00
11 RISSE, MARY	0.00	0.0	100.000	0.00	0.00
7 JOHNSTON, CARLEE	0.00	0.0	100.000	0.00	0.00
1 MONNENS, KAYCEE	0.00	0.0	100.000	0.00	0.00
4 RAYHILL, KARISSA	0.00	0.0	100.000	0.00	0.00
3 MOON, ELLE	0.00	0.0	100.000	0.00	0.00
14 HOSTUTLER, HANNA	0.00	0.0	100.000	0.00	0.00
6 CLEMETSON, BRIANNA	0.00	0.0	100.000	0.00	0.00

**Event: Sr. Team Roping**

Draw: Contestant	Event Points	Score	Time	All Around Points	Payout
14 CRAGO, CHET (1)	10.00	0.0	11.020	10.00	0.00
14 CRAGO, COOPER (2)	10.00	0.0	11.020	10.00	0.00
10 PALMER, COLLIN (1)	9.00	0.0	11.810	9.00	0.00
10 ROBERTS, CORD (2)	9.00	0.0	11.810	9.00	0.00
6 JOHNSTON, CARLEE (1)	8.00	0.0	14.930	8.00	0.00
6 JOHNSTON, CARSON (2)	8.00	0.0	14.930	8.00	0.00
16 HOSTUTLER, HANNA (1)	7.00	0.0	17.630	7.00	0.00
16 STEVENS, LATHEN (2)	7.00	0.0	17.630	7.00	0.00
15 JOHNSTON, SAVANA (1)	6.00	0.0	21.810	6.00	0.00
15 ELSHERE, CARTER (2)	6.00	0.0	21.810	6.00	0.00
0 FANNING, SABRINA (2)	5.00	0.0	24.950	5.00	0.00
13 RISSE, MARY (1)	5.00	0.0	27.340	5.00	0.00
13 BYRNE, TYLER (2)	4.00	0.0	27.340	4.00	0.00
5 ARNESON, TANIELLE (1)	4.00	0.0	27.640	4.00	0.00
5 SCHUELKE, WYATT (2)	3.00	0.0	27.640	3.00	0.00
11 MOON, ELLE (1)	3.00	0.0	29.400	3.00	0.00
0 LANE, HEAVEN (2)	2.00	0.0	29.400	2.00	0.00
19 CLARK, KAYLEE (1)	2.00	0.0	33.310	2.00	0.00
19 PHILIPSEN, BRIANNA (2)	1.00	0.0	33.310	1.00	0.00
8 WEST, COOPER (1)	1.00	0.0	37.190	1.00	0.00
8 GIANNONATTI, JACE (2)	0.00	0.0	37.190	0.00	0.00
12 MONNENS, WADE (1)	0.00	0.0	100.000	0.00	0.00
9 SAWVELL, CAMDEN (1)	0.00	0.0	100.000	0.00	0.00
7 RAYHILL, KEISHA (1)	0.00	0.0	100.000	0.00	0.00
1 FORTUNE, TA TE (1)	0.00	0.0	100.000	0.00	0.00
18 HOLBEN, STRAN (1)	0.00	0.0	100.000	0.00	0.00
4 CLEMETSON, BRIANNA (1)	0.00	0.0	100.000	0.00	0.00
3 PETRAK, TATE (1)	0.00	0.0	100.000	0.00	0.00
17 RISSE, CHARLES (1)	0.00	0.0	100.000	0.00	0.00
1 LYTLE, CASS (2)	0.00	0.0	100.000	0.00	0.00
9 FORTUNE, RILEY (2)	0.00	0.0	100.000	0.00	0.00
12 MONNENS, KAYCEE (2)	0.00	0.0	100.000	0.00	0.00
4 SHORB, SETH (2)	0.00	0.0	100.000	0.00	0.00
7 RAYHILL, KARISSA (2)	0.00	0.0	100.000	0.00	0.00



South Dakota 4-H

***Listing of Scores by Rodeo***

07/29/2015

Page 12

NURC #1

1st Go

18 SLEEP, CARSON (2)	0.00	0.0	100.000	0.00	0.00
3 FANNING, RHETT (2)	0.00	0.0	100.000	0.00	0.00