

South Dakota 4-H

Listing of Scores by Rodeo

08/06/2018

NURC #1

Page 1

1st Go

Event: Jr Boys Breakaway

Draw: Contestant	Event Points	Score	Time	All Around Points	Payout
35 HEATHERSHAW, MATTHEW	10.00	0.0	2.210	10.00	0.00
16 PORCH, DALTON	9.00	0.0	3.700	9.00	0.00
42 BLASIUS, BURK	8.00	0.0	3.720	8.00	0.00
17 FITE, TEGAN	7.00	0.0	3.840	7.00	0.00
33 HAMMERSTROM, CADE	6.00	0.0	4.210	6.00	0.00
1 HOFFMAN, TATE	5.00	0.0	4.280	5.00	0.00
15 BOWDEN, KOBY	4.00	0.0	5.140	4.00	0.00
18 PRICE, BRIGG	3.00	0.0	5.570	3.00	0.00
19 BLASIUS, BLAIR	2.00	0.0	5.600	2.00	0.00
24 GRILL, CADE	1.00	0.0	5.750	1.00	0.00

Event: Jr Boys Cattle Ridin

Draw: Contestant	Event Points	Score	Time	All Around Points	Payout
11 GLINES, GABE	10.00	63.0	0.000	10.00	0.00
8 ELSHERE, THAYNE	9.00	59.0	0.000	9.00	0.00
10 MONTAGUE, KADE	8.00	52.0	0.000	8.00	0.00
1 STERKEL, PEYTON	7.00	49.0	0.000	7.00	0.00
4 STUWE, LANE	6.00	46.0	0.000	6.00	0.00

Event: Jr Boys Flag Race


Draw: Contestant	Event Points	Score	Time	All Around Points	Payout
4 WILLIAMS, STRAN	10.00	0.0	7.600	10.00	0.00
19 PORCH, DALTON	9.00	0.0	7.818	9.00	0.00
39 WALN, BODEY	8.00	0.0	7.890	8.00	0.00
15 WEST, EASTON	7.00	0.0	8.156	7.00	0.00
5 BLASIUS, BLAIR	6.00	0.0	8.169	6.00	0.00
32 BLASIUS, JACE	5.00	0.0	8.348	5.00	0.00
29 BLAIR, MAXX	4.00	0.0	8.529	4.00	0.00
33 HAMMERSTROM, CADE	3.00	0.0	8.610	3.00	0.00
40 BOWDEN, KOBY	2.00	0.0	8.706	2.00	0.00
11 KROLIKOWSKI, TALON	1.00	0.0	8.901	1.00	0.00

Event: Jr Boys Goats

Draw: Contestant	Event Points	Score	Time	All Around Points	Payout
10 STODDARD, CADEN	10.00	0.0	10.330	10.00	0.00
33 FITE, TEGAN	9.00	0.0	10.460	9.00	0.00
6 BOWDEN, RANCE	8.00	0.0	10.750	8.00	0.00
13 BLASIUS, BLAIR	7.00	0.0	10.830	7.00	0.00
34 PORCH, DALTON	5.50	0.0	10.960	5.50	0.00
26 HARPER, JESS	5.50	0.0	10.960	5.50	0.00
18 CROWSER, KALE	4.00	0.0	11.190	4.00	0.00
16 HOFFMAN, TATE	3.00	0.0	11.630	3.00	0.00
35 WILLIAMS, STRAN	2.00	0.0	11.960	2.00	0.00
27 WEST, EASTON	1.00	0.0	12.470	1.00	0.00

Event: Jr Girls Barrels

Draw: Contestant	Event Points	Score	Time	All Around Points	Payout
4 MERRILL, T	10.00	0.0	16.687	10.00	0.00
29 DERNER, SHELBY	9.00	0.0	16.780	9.00	0.00
3 BOYD, MADDY	8.00	0.0	16.792	8.00	0.00
43 PAULY, LEAHA	7.00	0.0	16.911	7.00	0.00
0 PORCH, PEYTON	6.00	0.0	17.042	6.00	0.00
46 AMIOTTE, BREEZY	5.00	0.0	17.077	5.00	0.00



Listing of Scores by Rodeo

NURC #1

1st Go

15 MENZEL, JOSIE	4.00	0.0	17.132	4.00	0.00
8 SHEPPICK, RYEN	3.00	0.0	17.147	3.00	0.00
47 SHEARER, TERRYN	2.00	0.0	17.193	2.00	0.00
20 GAER, TAYLER	1.00	0.0	17.197	1.00	0.00

Event: Jr Girls Breakaway

Draw: Contestant	Event Points	Score	Time	All Around Points	Payout
25 MERRILL, T	10.00	0.0	2.900	10.00	0.00
12 HENWOOD, CHARLIE	9.00	0.0	6.780	9.00	0.00
10 HILGENKAMP, SIERRA	8.00	0.0	13.710	8.00	0.00
24 KRITENBRINK, ADDISON	7.00	0.0	14.590	7.00	0.00
15 BROWN, WREGAN	6.00	0.0	16.780	6.00	0.00

Event: Jr Girls Goats

Draw: Contestant	Event Points	Score	Time	All Around Points	Payout
5 MERRILL, T	10.00	0.0	9.130	10.00	0.00
22 HENWOOD, CHARLIE	9.00	0.0	9.830	9.00	0.00
25 GRIMES, JORDAN	8.00	0.0	10.670	8.00	0.00
20 STUWE, SIERIA	7.00	0.0	11.020	7.00	0.00
35 SKILES, TAYA	6.00	0.0	11.960	6.00	0.00
32 GAER, TAYLER	5.00	0.0	12.500	5.00	0.00
28 PAULY, LEAHA	4.00	0.0	12.560	4.00	0.00
4 MAIN, ANIKA	3.00	0.0	12.700	3.00	0.00
31 SELBY, SHADA	2.00	0.0	12.710	2.00	0.00
23 WENDT, JAELYN	1.00	0.0	12.870	1.00	0.00

Event: Jr Girls Poles

Draw: Contestant	Event Points	Score	Time	All Around Points	Payout
4 MERRILL, T	10.00	0.0	21.612	10.00	0.00
48 MARTIN, TOMMIE KAY	9.00	0.0	21.952	9.00	0.00
20 WARD, MATAYA	8.00	0.0	21.996	8.00	0.00
52 BOYD, MADDY	7.00	0.0	22.000	7.00	0.00
36 PIHL, HADLEY	6.00	0.0	22.273	6.00	0.00
51 REINERT, JAYDA	5.00	0.0	22.520	5.00	0.00
43 CASPERS, JESSICA	4.00	0.0	22.632	4.00	0.00
19 HILGENKAMP, SIERRA	3.00	0.0	22.793	3.00	0.00
29 NUTTER, LARAMIE	2.00	0.0	22.826	2.00	0.00
9 BROWN, WRAYLEE	1.00	0.0	22.944	1.00	0.00

Event: Jr Jr Barrels

Draw: Contestant	Event Points	Score	Time	All Around Points	Payout
5 RICHARDSON, CHARLEE	10.00	0.0	16.673	10.00	0.00
18 MERRILL, CAYNE	9.00	0.0	17.610	9.00	0.00
26 CRAGO, LAINIEY	8.00	0.0	17.748	8.00	0.00
4 BIRKELAND, TEE	7.00	0.0	18.247	7.00	0.00
9 PRICE, BRYNLIE	6.00	0.0	18.420	6.00	0.00
12 OLSON, JORY	5.00	0.0	18.928	5.00	0.00
10 EATON, JAYCEE	4.00	0.0	19.231	4.00	0.00
3 PRICE, JAKE	3.00	0.0	19.284	3.00	0.00
23 BERGLUND, TACE	2.00	0.0	19.354	2.00	0.00
15 ELLERTON, KYLEE	1.00	0.0	19.441	1.00	0.00

Event: Jr Jr Goats

Draw: Contestant	Event Points	Score	Time	All Around Points	Payout
31 CLEMENTS, MYER	10.00	0.0	6.500	10.00	0.00
26 OLSON, JORY	9.00	0.0	7.060	9.00	0.00



Listing of Scores by Rodeo

NURC #1

1st Go

33	BIRKELAND, CRUZ	8.00	0.0	7.190	8.00	0.00
3	CRAGO, LAINEY	7.00	0.0	7.530	7.00	0.00
30	MERRILL, CAYNE	6.00	0.0	7.650	6.00	0.00
4	PIHL, HAYDEN	5.00	0.0	7.880	5.00	0.00
5	RICHARDSON, CHARLEE	4.00	0.0	8.430	4.00	0.00
19	ELLERTON, KYLEE	3.00	0.0	9.000	3.00	0.00
34	AMAN, ADLEY	2.00	0.0	9.150	2.00	0.00
11	WENDT, MACEY	1.00	0.0	9.370	1.00	0.00

Event: Jr Jr Poles

Draw:	Contestant	Event Points	Score	Time	All Around Points	Payout
19	MERRILL, CAYNE	10.00	0.0	22.805	10.00	0.00
14	BERGLUND, TACE	9.00	0.0	23.499	9.00	0.00
7	OLSON, JORY	8.00	0.0	24.121	8.00	0.00
24	GROPPER, MYLEE	7.00	0.0	24.468	7.00	0.00
27	PRICE, JAKE	6.00	0.0	25.582	6.00	0.00
17	BIRKELAND, CRUZ	5.00	0.0	27.086	5.00	0.00
11	ELLERTON, KYLEE	4.00	0.0	27.106	4.00	0.00
3	PRICE, BRYNLIE	3.00	0.0	27.561	3.00	0.00
5	WONDERCHECK, QUIRT	2.00	0.0	28.027	2.00	0.00
21	CRAGO, LAINEY	1.00	0.0	28.394	1.00	0.00

Event: Jr Jr Steer Riding

Draw:	Contestant	Event Points	Score	Time	All Around Points	Payout
11	AMAN, ADLEY	10.00	5.4	0.000	10.00	0.00
2	BIRKELAND, CRUZ	9.00	4.1	0.000	9.00	0.00
12	BIRKELAND, TEE	8.00	3.8	0.000	8.00	0.00
3	PIHL, HAYDEN	7.00	2.7	0.000	7.00	0.00
7	MENZEL, OAKLEY	5.50	2.1	0.000	5.50	0.00
4	OLSON, JORY	5.50	2.1	0.000	5.50	0.00
13	STERKEL, MIKENA	4.00	1.9	0.000	4.00	0.00
10	GABRIEL, LATHAM	2.00	1.5	0.000	2.00	0.00
1	BIRKELAND, FLETCHER	2.00	1.5	0.000	2.00	0.00
8	CLEMENTS, MYER	2.00	1.5	0.000	2.00	0.00

Event: Sr Boys Bareback Rid

Draw:	Contestant	Event Points	Score	Time	All Around Points	Payout
2	ALEXANDER, HUNTER	10.00	58.0	0.000	10.00	0.00
1	CLARK, KADEN	9.00	47.0	0.000	9.00	0.00

Event: Sr Boys Saddle Bronc


Draw:	Contestant	Event Points	Score	Time	All Around Points	Payout
7	ELSHERE, TALON	10.00	66.0	0.000	10.00	0.00
5	ELSHERE, TREY	9.00	61.0	0.000	9.00	0.00

Event: Sr Boys Str Wrstlng

Draw:	Contestant	Event Points	Score	Time	All Around Points	Payout
9	JOHNSON, HUNTER	10.00	0.0	5.900	10.00	0.00
17	PERRY, OWEN	9.00	0.0	5.910	9.00	0.00
12	JOHNSON, HUDSON	8.00	0.0	6.030	8.00	0.00
15	GRILL, CHANCE	7.00	0.0	8.320	7.00	0.00
6	TIBBITTS, WYATT	6.00	0.0	10.470	6.00	0.00
13	PAZOUR, KADEN	5.00	0.0	22.640	5.00	0.00

Event: Sr Boys Tie Down

Draw:	Contestant	Event Points	Score	Time	All Around Points	Payout
-------	------------	--------------	-------	------	-------------------	--------



Listing of Scores by Rodeo

NURC #1

1st Go

7	GRILL, CHANCE	10.00	0.0	11.950	10.00	0.00
20	THORSTENSON, JACE	9.00	0.0	13.070	9.00	0.00
11	GRIMES, JACKSON	8.00	0.0	15.380	8.00	0.00
19	MATTSON, BODIE	7.00	0.0	15.500	7.00	0.00
5	BREWER, GARRETT	6.00	0.0	16.820	6.00	0.00
15	SHORB, SETH	5.00	0.0	20.080	5.00	0.00
26	GOOD, DENTON	4.00	0.0	22.950	4.00	0.00
2	CLEMENTS, MYLES	3.00	0.0	26.750	3.00	0.00
8	GLINES, LEVI	2.00	0.0	27.200	2.00	0.00
22	BLOCK, KAELAN	1.00	0.0	27.460	1.00	0.00

Event: Sr Bull Riding

Draw: Contestant	Event Points	Score	Time	All Around Points	Payout
8 GRANT, KANE	10.00	65.0	0.000	10.00	0.00
13 JOHNSON, HUDSON	9.00	62.0	0.000	9.00	0.00

Event: Sr Girls Barrels


Draw: Contestant	Event Points	Score	Time	All Around Points	Payout
25 MCCOY, NATALIE	10.00	0.0	16.799	10.00	0.00
5 REINERT, TRISTA	9.00	0.0	16.824	9.00	0.00
22 CARLEY, JOEY	8.00	0.0	16.849	8.00	0.00
21 FERGUSON, SIDNI	7.00	0.0	16.878	7.00	0.00
16 ELSHERE, JENNA	6.00	0.0	17.041	6.00	0.00
41 KOLB, CHANTEL	5.00	0.0	17.103	5.00	0.00
15 GROPPER, TAWNY	4.00	0.0	17.150	4.00	0.00
4 HAM, MEZA	3.00	0.0	17.159	3.00	0.00
12 HAINES, LENAE	2.00	0.0	17.187	2.00	0.00
38 STEELE, KAYDEN	1.00	0.0	17.223	1.00	0.00

Event: Sr Girls Breakaway

Draw: Contestant	Event Points	Score	Time	All Around Points	Payout
31 FERGUSON, SIDNI	10.00	0.0	3.690	10.00	0.00
1 RISSE, ISABEL	9.00	0.0	4.150	9.00	0.00
29 VEIT, NATALIE	8.00	0.0	4.780	8.00	0.00
9 GROPPER, TAWNY	7.00	0.0	4.840	7.00	0.00
14 CASPERS, TESSA	6.00	0.0	5.390	6.00	0.00
35 HOWELL, SHYANNE	5.00	0.0	5.880	5.00	0.00
3 TIBBS, LAYNA	4.00	0.0	6.030	4.00	0.00
8 RISING, KENADI	3.00	0.0	13.570	3.00	0.00
37 RAYHILL, KEISHA	2.00	0.0	14.030	2.00	0.00
18 BROWN, WACEY	1.00	0.0	14.450	1.00	0.00

Event: Sr Girls Goats

Draw: Contestant	Event Points	Score	Time	All Around Points	Payout
26 CARLEY, JOEY	10.00	0.0	8.240	10.00	0.00
5 SMITH, HOLLIE	9.00	0.0	8.870	9.00	0.00
16 MONTAGUE, TAYLIN	8.00	0.0	9.010	8.00	0.00
10 RISSE, ISABEL	7.00	0.0	9.530	7.00	0.00
3 CROWSER, JADEN	6.00	0.0	9.890	6.00	0.00
12 WARD, LASKA	5.00	0.0	9.950	5.00	0.00
9 KAMMERER, BOBBI	4.00	0.0	10.020	4.00	0.00
2 PETRAK, TARRYN	3.00	0.0	10.510	3.00	0.00
20 RAYHILL, KEISHA	2.00	0.0	11.520	2.00	0.00
6 BREWER, MIRANDA	1.00	0.0	12.880	1.00	0.00



Listing of Scores by Rodeo

Event: Sr Girls Poles

Draw: Contestant	Event Points	Score	Time	All Around Points	Payout
37 REINERT, TRISTA	10.00	0.0	21.332	10.00	0.00
28 STEELE, KAYDEN	9.00	0.0	21.522	9.00	0.00
32 CLEMETSON, ALLISON	8.00	0.0	21.963	8.00	0.00
31 BROWN, WACEY	7.00	0.0	22.000	7.00	0.00
35 FERGUSON, SIDNI	6.00	0.0	22.065	6.00	0.00
20 HOWELL, SHYANNE	5.00	0.0	22.155	5.00	0.00
38 KOLB, CHANTEL	4.00	0.0	22.271	4.00	0.00
4 MARCH, MADISON	3.00	0.0	22.291	3.00	0.00
33 MCCOY, NATALIE	2.00	0.0	22.371	2.00	0.00
25 BREWER, MIRANDA	1.00	0.0	22.393	1.00	0.00

Event: Sr. Ribbon Roping

Draw: Contestant	Event Points	Score	Time	All Around Points	Payout
5 WARD, LASKA	10.00	0.0	10.320	10.00	0.00
3 HEITSCH, WHITLEY	9.00	0.0	10.660	9.00	0.00
1 CLEMETSON, ALLISON	8.00	0.0	11.770	8.00	0.00
8 CARLEY, JOEY	7.00	0.0	23.260	7.00	0.00
14 TIBBS, LAYNA	6.00	0.0	26.340	6.00	0.00

Event: Sr. Team Roping

Draw: Contestant	Event Points	Score	Time	All Around Points	Payout
3 GOOD, DENTON (1)	10.00	0.0	8.320	10.00	0.00
3 THORSTENSON, JACE (2)	10.00	0.0	8.320	10.00	0.00
8 DEWEY, TATE (1)	9.00	0.0	19.330	9.00	0.00
8 BREWER, GARRETT (2)	9.00	0.0	19.330	9.00	0.00
17 TIBBITTS, WYATT (1)	8.00	0.0	23.090	8.00	0.00
17 ROBERTS, CORD (2)	8.00	0.0	23.090	8.00	0.00
9 MATTSON, BODIE (1)	7.00	0.0	26.420	7.00	0.00
9 NUTTER, RIO (2)	7.00	0.0	26.420	7.00	0.00
14 LARSON, SAM (1)	6.00	0.0	27.000	6.00	0.00
14 ELSHERE, TALON (2)	6.00	0.0	27.000	6.00	0.00
13 GLINES, GARRETT (1)	5.00	0.0	31.900	5.00	0.00
13 GLINES, LEVI (2)	5.00	0.0	31.900	5.00	0.00
22 EISENBRAUN, TATE (1)	4.00	0.0	32.610	4.00	0.00
22 AMIOTTE, BRIDGAR (2)	4.00	0.0	32.610	4.00	0.00
4 LARSON, BILLY (1)	3.00	0.0	32.840	3.00	0.00
4 PRICE, BRAYDEN (2)	3.00	0.0	32.840	3.00	0.00
23 GRIMES, JACKSON (1)	2.00	0.0	34.380	2.00	0.00
23 BLOCK, KAELAN (2)	2.00	0.0	34.380	2.00	0.00
15 MCCOY, LEXI (1)	1.00	0.0	38.890	1.00	0.00
15 PERRY, OWEN (2)	1.00	0.0	38.890	1.00	0.00