

South Dakota 4-H

**Listing of Scores by Rodeo**

07/11/2018

MEADE COUNTY

Page 1

1st Go

**Event: Jr Boys Breakaway**

Draw: Contestant	Event Points	Score	Time	All Around Points	Payout
9 WEISHAAR, SERN	10.00	0.0	3.990	10.00	0.00
24 BROOKS, LANNY	9.00	0.0	5.320	9.00	0.00
14 MILLAR, RYLE	8.00	0.0	6.080	8.00	0.00
18 THORSTENSON, TREG	7.00	0.0	11.330	7.00	0.00
16 BURRESS, HAYES	6.00	0.0	15.650	6.00	0.00
22 WOODWARD, WESTON	5.00	0.0	16.530	5.00	0.00
5 SABERS, CASEN	4.00	0.0	17.230	4.00	0.00

**Event: Jr Boys Cattle Ridin**

Draw: Contestant	Event Points	Score	Time	All Around Points	Payout
6 MILLER, LANE	10.00	63.0	0.000	10.00	0.00
10 SCHILEY, CASH	9.00	59.0	0.000	9.00	0.00
5 LONG, STETSON	8.00	57.0	0.000	8.00	0.00
3 GABE, CHAZZ	7.00	54.0	0.000	7.00	0.00

**Event: Jr Boys Flag Race**


Draw: Contestant	Event Points	Score	Time	All Around Points	Payout
22 WEISHAAR, SERN	10.00	0.0	8.454	10.00	0.00
24 THORSTENSON, TREG	9.00	0.0	8.543	9.00	0.00
14 SCHILEY, CASH	8.00	0.0	8.665	8.00	0.00
21 GRAY, MATTHEW	7.00	0.0	8.695	7.00	0.00
2 BREWER, BOBBY	6.00	0.0	8.783	6.00	0.00
25 LONG, JAKOB	5.00	0.0	8.844	5.00	0.00
8 WOODWARD, WESTON	4.00	0.0	8.856	4.00	0.00
19 NELSON, WAYCEE	3.00	0.0	10.197	3.00	0.00
16 LAWRENCE, WYNN	2.00	0.0	13.825	2.00	0.00
20 MURRAY, TELL	1.00	0.0	14.710	1.00	0.00

**Event: Jr Boys Goats**

Draw: Contestant	Event Points	Score	Time	All Around Points	Payout
3 THORSTENSON, TREG	10.00	0.0	10.120	10.00	0.00
22 PRICE, BRIGG	9.00	0.0	11.610	9.00	0.00
24 BROOKS, LANNY	8.00	0.0	12.510	8.00	0.00
26 OLSON, COLBY	7.00	0.0	12.750	7.00	0.00
21 SABERS, CASEN	6.00	0.0	13.120	6.00	0.00
15 WEISHAAR, SERN	5.00	0.0	14.220	5.00	0.00
16 HARPER, DREW	4.00	0.0	14.280	4.00	0.00
23 EATON, ROPER	3.00	0.0	14.300	3.00	0.00
10 LONG, JAKOB	2.00	0.0	14.900	2.00	0.00
20 HOWIE, BUDDY	1.00	0.0	15.290	1.00	0.00

**Event: Jr Girls Barrels**

Draw: Contestant	Event Points	Score	Time	All Around Points	Payout
15 BETTELYOUN, KASHLIN	10.00	0.0	16.043	10.00	0.00
22 LOCKEN, KENDYL	9.00	0.0	16.532	9.00	0.00
1 MARTIN, TOMMIE KAY	8.00	0.0	16.597	8.00	0.00
24 BAD WARRIOR, DAYLE	7.00	0.0	16.674	7.00	0.00
42 WHEELHOUSE, MAKENZEE	6.00	0.0	16.739	6.00	0.00
12 WARD, MATAYA	5.00	0.0	16.825	5.00	0.00
4 WILLIAMS, KAYLEE	4.00	0.0	16.831	4.00	0.00
25 PAULY, LEAHA	3.00	0.0	16.866	3.00	0.00
20 GRUEB, REGAN	2.00	0.0	17.128	2.00	0.00
41 GAER, TAYLER	1.00	0.0	17.272	1.00	0.00



South Dakota 4-H

**Listing of Scores by Rodeo**

07/11/2018

MEADE COUNTY

Page 2

1st Go

**Event: Jr Girls Breakaway**

Draw: Contestant	Event Points	Score	Time	All Around Points	Payout
14 SCHUELKE, CASSIDY	10.00	0.0	4.510	10.00	0.00
11 BETTELYOUN, KASHLIN	9.00	0.0	4.850	9.00	0.00

**Event: Jr Girls Goats**

Draw: Contestant	Event Points	Score	Time	All Around Points	Payout
21 WARD, MATAYA	10.00	0.0	9.630	10.00	0.00
10 JONES, JAYSEE	9.00	0.0	10.120	9.00	0.00
6 MARTIN, TOMMIE KAY	8.00	0.0	10.180	8.00	0.00
22 GOLDADE, TESSA	7.00	0.0	10.870	7.00	0.00
4 SCHUELKE, CASSIDY	6.00	0.0	11.200	6.00	0.00
18 GRUBL, JALYNN	5.00	0.0	11.290	5.00	0.00
9 MAIN, ANIKA	4.00	0.0	11.300	4.00	0.00
25 WEISHAAR, SHAINÉ	3.00	0.0	11.910	3.00	0.00
28 PAULY, LEAHA	2.00	0.0	12.030	2.00	0.00
1 BETTELYOUN, KASHLIN	1.00	0.0	12.190	1.00	0.00

**Event: Jr Girls Poles**


Draw: Contestant	Event Points	Score	Time	All Around Points	Payout
22 STUWE, SIERIA	10.00	0.0	21.301	10.00	0.00
26 WEISHAAR, SHAINÉ	9.00	0.0	22.354	9.00	0.00
28 WARD, MATAYA	8.00	0.0	22.677	8.00	0.00
27 WILLIAMS, KAYLEE	7.00	0.0	23.348	7.00	0.00
11 SCHACK, EMILY	6.00	0.0	23.780	6.00	0.00
38 ANDERBERG, ACACIA	5.00	0.0	24.059	5.00	0.00
24 GRUBL, JALYNN	4.00	0.0	24.062	4.00	0.00
36 SHEARER, TERRYNN	3.00	0.0	24.527	3.00	0.00
34 BROOKS, MADISON	2.00	0.0	26.264	2.00	0.00
41 MARTIN, FAYTH	1.00	0.0	27.053	1.00	0.00

**Event: Jr Jr Barrels**

Draw: Contestant	Event Points	Score	Time	All Around Points	Payout
5 YOUNG, KALI	10.00	0.0	16.203	10.00	0.00
16 WOODWARD, MINDA	9.00	0.0	16.204	9.00	0.00
26 LONGBRAKE, JAZMYN	8.00	0.0	16.346	8.00	0.00
22 SPENCER, CAYCI	7.00	0.0	17.480	7.00	0.00
25 DAY, ZANE	6.00	0.0	18.416	6.00	0.00
15 BERGLUND, TACE	5.00	0.0	18.451	5.00	0.00
18 UHERKA, TYCE	4.00	0.0	18.639	4.00	0.00
10 GRUEB, RADLEY	3.00	0.0	19.121	3.00	0.00
17 UHERKA, TAYA	2.00	0.0	19.151	2.00	0.00
19 SCHILEY, KATE	1.00	0.0	19.401	1.00	0.00

**Event: Jr Jr Flag Race**

Draw: Contestant	Event Points	Score	Time	All Around Points	Payout
23 BIRKELAND, TEE	10.00	0.0	8.865	10.00	0.00
13 JONES, RAYNEE	9.00	0.0	9.160	9.00	0.00
5 BERGLUND, TACE	8.00	0.0	9.637	8.00	0.00
17 SCHILEY, KATE	7.00	0.0	9.938	7.00	0.00
16 KING, CASHLEY	6.00	0.0	10.123	6.00	0.00
2 NELSON, TANDEE	5.00	0.0	10.526	5.00	0.00
20 YOUNG, KALI	4.00	0.0	10.622	4.00	0.00
19 UHERKA, TAYA	3.00	0.0	11.741	3.00	0.00
9 UHERKA, TYCE	2.00	0.0	11.810	2.00	0.00



South Dakota 4-H

*Listing of Scores by Rodeo*

07/11/2018

MEADE COUNTY

Page 3

1st Go

7 SPENCER, CAYCI 1.00 0.0 12.081 1.00 0.00

**Event: Jr Jr Goats**

Draw: Contestant	Event Points	Score	Time	All Around Points	Payout
3 DAY, ZANE	10.00	0.0	6.030	10.00	0.00
28 BIRKELAND, CRUZ	9.00	0.0	6.400	9.00	0.00
32 WOODWARD, MINDA	8.00	0.0	6.880	8.00	0.00
20 JONES, RAYNEE	7.00	0.0	6.920	7.00	0.00
21 GREGG, GUS	6.00	0.0	7.190	6.00	0.00
18 BIRKELAND, TEE	5.00	0.0	7.490	5.00	0.00
25 KING, CASHLEY	4.00	0.0	7.780	4.00	0.00
23 BIRKELAND, FLETCHER	3.00	0.0	7.830	3.00	0.00
24 PRICE, BRYNLIE	2.00	0.0	7.900	2.00	0.00
6 TERVEEN, HUDSON	1.00	0.0	7.950	1.00	0.00

**Event: Jr Jr Poles**

Draw: Contestant	Event Points	Score	Time	All Around Points	Payout
13 LONGBRAKE, JAZMYN	10.00	0.0	22.428	10.00	0.00
20 DAY, ZANE	9.00	0.0	24.795	9.00	0.00
10 YOUNG, KALI	8.00	0.0	24.912	8.00	0.00
8 NELSON, TANDEE	7.00	0.0	25.259	7.00	0.00
4 GRUEB, RADLEY	6.00	0.0	26.266	6.00	0.00
5 WEISHAAR, SLONE	5.00	0.0	26.416	5.00	0.00
17 BIRKELAND, TEE	4.00	0.0	27.023	4.00	0.00
22 SPENCER, CAYCI	3.00	0.0	27.607	3.00	0.00
27 WOODWARD, MINDA	2.00	0.0	27.611	2.00	0.00
14 BIRKELAND, CRUZ	1.00	0.0	29.004	1.00	0.00

**Event: Jr Jr Steer Riding**

Draw: Contestant	Event Points	Score	Time	All Around Points	Payout
4 AMAN, ADLEY	10.00	61.0	0.000	10.00	0.00
3 PAXTON, TAGGEN	9.00	31.0	0.000	9.00	0.00
2 BIRKELAND, FLETCHER	8.00	29.0	0.000	8.00	0.00
1 RICHARDS, BRODIE	7.00	25.0	0.000	7.00	0.00
5 BIRKELAND, CRUZ	6.00	24.0	0.000	6.00	0.00
6 HUNT, KANTON	5.00	23.0	0.000	5.00	0.00
7 MENZEL, OAKLEY	4.00	21.0	0.000	4.00	0.00
8 BIRKELAND, TEE	3.00	20.0	0.000	3.00	0.00

**Event: Sr Boys Bareback Rid**

Draw: Contestant	Event Points	Score	Time	All Around Points	Payout
1 FAEHNRICH, ZACH	10.00	60.0	0.000	10.00	0.00
2 GILL, GABE	9.00	54.0	0.000	9.00	0.00

**Event: Sr Boys Saddle Bronc**


Draw: Contestant	Event Points	Score	Time	All Around Points	Payout
4 DONALDSON, CLINT	10.00	43.0	0.000	10.00	0.00

**Event: Sr Boys Str Wrstlng**

Draw: Contestant	Event Points	Score	Time	All Around Points	Payout
5 BREWER, COLE	10.00	0.0	7.040	10.00	0.00

**Event: Sr Boys Tie Down**

Draw: Contestant	Event Points	Score	Time	All Around Points	Payout
19 ROBERTS, CORD	10.00	0.0	13.850	10.00	0.00
17 TIBBITTS, WYATT	9.00	0.0	17.320	9.00	0.00
4 NUTTER, RIO	8.00	0.0	17.340	8.00	0.00



South Dakota 4-H

## Listing of Scores by Rodeo

07/11/2018

MEADE COUNTY

Page 4

1st Go

15 BREWER, COLE	7.00	0.0	18.420	7.00	0.00
18 GROVES, HUGH	6.00	0.0	19.130	6.00	0.00
11 SHORB, SETH	5.00	0.0	20.080	5.00	0.00
6 SMITH, NOLAN	4.00	0.0	20.310	4.00	0.00
14 PAZOUR, KADEN	3.00	0.0	25.230	3.00	0.00
3 JONES, TAYSON	2.00	0.0	25.470	2.00	0.00
8 WIENTJES, RAFAE	1.00	0.0	29.450	1.00	0.00

### Event: Sr Girls Barrels

Draw: Contestant	Event Points	Score	Time	All Around Points	Payout
26 GROVES, KAILYN	10.00	0.0	15.514	10.00	0.00
34 DAY, KENLEY	9.00	0.0	15.827	9.00	0.00
14 BROWN, WACEY	8.00	0.0	16.008	8.00	0.00
27 WOODWARD, MARLENE	7.00	0.0	16.033	7.00	0.00
5 CARMICHAEL, KAELI	6.00	0.0	16.570	6.00	0.00
10 HANSON, BROOKLYN	5.00	0.0	16.620	5.00	0.00
31 PETERSON, SIDNEY	4.00	0.0	16.647	4.00	0.00
35 CLARK, CASSIDY	3.00	0.0	16.707	3.00	0.00
8 MILLER, MIKENZY	2.00	0.0	16.969	2.00	0.00
32 REINERT, TARA	1.00	0.0	17.002	1.00	0.00

### Event: Sr Girls Breakaway


Draw: Contestant	Event Points	Score	Time	All Around Points	Payout
17 MILLER, MIKENZY	10.00	0.0	2.620	10.00	0.00
28 HANSON, SIDNEY	9.00	0.0	3.190	9.00	0.00
8 TIBBS, LAYNA	8.00	0.0	3.410	8.00	0.00
24 HANSON, BROOKLYN	7.00	0.0	3.460	7.00	0.00
18 WOODWARD, MARLENE	6.00	0.0	4.200	6.00	0.00
14 MENZEL, TESSA	5.00	0.0	4.810	5.00	0.00
6 FOX, ABBY	4.00	0.0	5.300	4.00	0.00
9 PETERSON, SIDNEY	3.00	0.0	5.900	3.00	0.00
20 KOLB, CHANTEL	2.00	0.0	12.800	2.00	0.00

### Event: Sr Girls Goats

Draw: Contestant	Event Points	Score	Time	All Around Points	Payout
4 MILLER, MIKENZY	10.00	0.0	7.800	10.00	0.00
3 SMITH, HOLLIE	9.00	0.0	8.150	9.00	0.00
15 BROWN, WACEY	8.00	0.0	8.960	8.00	0.00
13 GAER, TORI	6.50	0.0	9.360	6.50	0.00
9 GROVES, KAILYN	6.50	0.0	9.360	6.50	0.00
1 BREWER, SHANTELL	5.00	0.0	9.370	5.00	0.00
17 THORSTENSON, TAYLA	4.00	0.0	9.400	4.00	0.00
10 WARD, SIERRA	3.00	0.0	9.470	3.00	0.00
8 MENZEL, TESSA	2.00	0.0	9.590	2.00	0.00
5 PETERSON, SIDNEY	1.00	0.0	10.040	1.00	0.00

### Event: Sr Girls Poles

Draw: Contestant	Event Points	Score	Time	All Around Points	Payout
24 WOODWARD, MARLENE	10.00	0.0	21.410	10.00	0.00
12 HANSON, SIDNEY	9.00	0.0	21.545	9.00	0.00
33 BREWER, SHANTELL	8.00	0.0	21.722	8.00	0.00
6 SHEARER, KELLYN	7.00	0.0	22.203	7.00	0.00
3 DAY, KENLEY	6.00	0.0	22.378	6.00	0.00
17 LONG, LORENDA	5.00	0.0	22.422	5.00	0.00
29 LONG, SHYANN	4.00	0.0	22.553	4.00	0.00



South Dakota 4-H

***Listing of Scores by Rodeo***

07/11/2018

MEADE COUNTY

Page 5

1st Go

34	Longbrake, Mackenzie	3.00	0.0	22.586	3.00	0.00
2	Miller, Mikenzy	2.00	0.0	22.803	2.00	0.00
31	Peterson, Sidney	1.00	0.0	23.027	1.00	0.00

**Event: Sr. Ribbon Roping**

Draw:	Contestant	Event Points	Score	Time	All Around Points	Payout
0	Brewer, Shantell	10.00	0.0	8.790	10.00	0.00
7	Gaer, Tori	9.00	0.0	8.920	9.00	0.00

**Event: Sr. Team Roping**

Draw:	Contestant	Event Points	Score	Time	All Around Points	Payout
13	Gaer, Tucker (1)	10.00	0.0	7.740	10.00	0.00
13	Gaer, Tori (2)	10.00	0.0	7.740	10.00	0.00
19	Miller, Mikenzy (1)	9.00	0.0	9.120	9.00	0.00
0	Perry, Owen (2)	9.00	0.0	9.120	9.00	0.00
2	Tibbitts, Wyatt (1)	8.00	0.0	9.270	8.00	0.00
2	Roberts, Cord (2)	8.00	0.0	9.270	8.00	0.00
18	Larson, Sam (1)	7.00	0.0	13.270	7.00	0.00
18	Woodward, Marlene (2)	7.00	0.0	13.270	7.00	0.00
3	Nutter, Rio (1)	6.00	0.0	15.220	6.00	0.00
3	Mattson, Bodie (2)	6.00	0.0	15.220	6.00	0.00
5	Kolb, Chantel (1)	5.00	0.0	18.280	5.00	0.00
5	Shorb, Seth (2)	5.00	0.0	18.280	5.00	0.00
11	Wientjes, Rafe (1)	4.00	0.0	20.840	4.00	0.00
11	Olson, Tracer (2)	4.00	0.0	20.840	4.00	0.00
8	Groves, Hugh (1)	3.00	0.0	25.170	3.00	0.00
8	Groves, Kailyn (2)	3.00	0.0	25.170	3.00	0.00
9	Hanson, Sidney (1)	2.00	0.0	29.240	2.00	0.00
9	Hanson, Brooklyn (2)	2.00	0.0	29.240	2.00	0.00