

*Listing of Scores by Rodeo*

07/15/2015

HARDING COUNTY

Page 1

1st Go

**Event: Jr Boys Breakaway**


Draw: Contestant	Event Points	Score	Time	All Around Points	Payout
24 GILBERT, GREY	10.00	0.0	4.280	10.00	0.00
21 GROVES, HARLAND	9.00	0.0	4.950	9.00	0.00
11 BREWER, GARRETT	8.00	0.0	5.390	8.00	0.00
20 FITE, TEGAN	7.00	0.0	6.280	7.00	0.00
1 THYBO, JESSE	6.00	0.0	7.470	6.00	0.00
17 GAER, TUCKER	5.00	0.0	8.420	5.00	0.00
8 MARTIN, TRAYLIN	4.00	0.0	8.700	4.00	0.00
22 GARNOS, MCCALL	3.00	0.0	13.800	3.00	0.00
23 GROVES, HUGH	2.00	0.0	17.870	2.00	0.00
16 FLOYD, CAYDEN	0.00	0.0	100.000	0.00	0.00
19 ADAMS, SAM	0.00	0.0	100.000	0.00	0.00
13 STEELE, LAYTON	0.00	0.0	100.000	0.00	0.00
18 FUHRER, LAN	0.00	0.0	100.000	0.00	0.00
7 JONES, TAYSON	0.00	0.0	100.000	0.00	0.00
6 CLARK, KOLTER	0.00	0.0	100.000	0.00	0.00
12 ARNESON, IAN	0.00	0.0	100.000	0.00	0.00
4 FULLER, TREY	0.00	0.0	100.000	0.00	0.00
2 STORM, TRAVIS	0.00	0.0	100.000	0.00	0.00
25 CLARK, TEIGAN	0.00	0.0	100.000	0.00	0.00
9 FUERST, JAKE	0.00	0.0	100.000	0.00	0.00
3 SCHNOSE, CLAYTON	0.00	0.0	100.000	0.00	0.00
14 FLOYD, TYSON	0.00	0.0	100.000	0.00	0.00
5 HARTSHORN, TREVOR	0.00	0.0	100.000	0.00	0.00
15 GOURNEAU, TEAGAN	0.00	0.0	100.000	0.00	0.00
10 ABBOTT, BRADEN	0.00	0.0	100.000	0.00	0.00


**Event: Jr Boys Cattle Ridin**

Draw: Contestant	Event Points	Score	Time	All Around Points	Payout
4 JOENS, HADLEY	10.00	63.0	0.000	10.00	0.00
5 FLOYD, CAYDEN	9.00	61.0	0.000	9.00	0.00
1 COSTELLO, CADE	0.00	0.0	0.000	0.00	0.00
2 WOLFE, CAYDEN	0.00	0.0	0.000	0.00	0.00
3 GOURNEAU, TEAGAN	0.00	0.0	0.000	0.00	0.00

**Event: Jr Boys Flag Race**

Draw: Contestant	Event Points	Score	Time	All Around Points	Payout
4 CLARK, KOLTER	10.00	0.0	7.961	10.00	0.00
2 HARTSHORN, TREVOR	9.00	0.0	8.045	9.00	0.00
15 GAER, TUCKER	8.00	0.0	8.057	8.00	0.00
7 FUHRER, LAN	7.00	0.0	8.419	7.00	0.00
22 SCHNOSE, CLAYTON	6.00	0.0	8.439	6.00	0.00
8 THYBO, JESSE	5.00	0.0	8.954	5.00	0.00
16 FLOYD, CAYDEN	4.00	0.0	9.034	4.00	0.00
10 MARTIN, TRAYLIN	3.00	0.0	9.058	3.00	0.00
1 JONES, TAYSON	2.00	0.0	9.134	2.00	0.00
13 FULLER, TREY	1.00	0.0	9.711	1.00	0.00
17 GARNOS, MCCALL	0.00	0.0	12.571	0.00	0.00
12 COSTELLO, CADE	0.00	0.0	13.232	0.00	0.00
24 ADAMS, SAM	0.00	0.0	15.723	0.00	0.00
18 STEELE, LAYTON	0.00	0.0	100.000	0.00	0.00
5 GILBERT, GREY	0.00	0.0	100.000	0.00	0.00





South Dakota 4-H

# Listing of Scores by Rodeo

07/15/2015

HARDING COUNTY

Page 2

1st Go


20	BREWER, GARRETT	0.00	0.0	100.000	0.00	0.00
3	ARNESON, IAN	0.00	0.0	100.000	0.00	0.00
9	FITE, TEGAN	0.00	0.0	100.000	0.00	0.00
11	ABBOTT, BRADEN	0.00	0.0	100.000	0.00	0.00
14	STORM, TRAVIS	0.00	0.0	100.000	0.00	0.00
25	CLARK, TEIGAN	0.00	0.0	100.000	0.00	0.00
6	JANVRIN, CADE	0.00	0.0	100.000	0.00	0.00
19	FUERST, JAKE	0.00	0.0	100.000	0.00	0.00
23	FLOYD, TYSON	0.00	0.0	100.000	0.00	0.00
21	GOURNEAU, TEAGAN	0.00	0.0	100.000	0.00	0.00

**Event: Jr Boys Goats**

Draw: Contestant	Event Points	Score	Time	All Around Points	Payout	
20	BREWER, GARRETT	10.00	0.0	10.050	10.00	0.00
21	FITE, TEGAN	9.00	0.0	10.750	9.00	0.00
15	GROVES, HARLAND	8.00	0.0	11.130	8.00	0.00
4	SCHNOSE, CLAYTON	7.00	0.0	12.730	7.00	0.00
11	CLARK, TEIGAN	6.00	0.0	13.120	6.00	0.00
13	GROVES, HUGH	5.00	0.0	13.630	5.00	0.00
9	MARTIN, TRAYLIN	4.00	0.0	13.780	4.00	0.00
19	FLOYD, CAYDEN	3.00	0.0	14.280	3.00	0.00
1	FUERST, JAKE	2.00	0.0	16.640	2.00	0.00
7	FUHRER, LAN	1.00	0.0	16.860	1.00	0.00
5	FLOYD, TYSON	0.00	0.0	17.260	0.00	0.00
17	HARTSHORN, TREVOR	0.00	0.0	17.420	0.00	0.00
18	ABBOTT, BRADEN	0.00	0.0	20.310	0.00	0.00
12	FULLER, TREY	0.00	0.0	20.530	0.00	0.00
16	ADAMS, SAM	0.00	0.0	22.250	0.00	0.00
3	GARNOS, MCCALL	0.00	0.0	22.740	0.00	0.00
8	GOURNEAU, TEAGAN	0.00	0.0	23.290	0.00	0.00
10	ARNESON, IAN	0.00	0.0	24.950	0.00	0.00
22	JONES, TAYSON	0.00	0.0	30.620	0.00	0.00
14	STEELE, LAYTON	0.00	0.0	100.000	0.00	0.00
6	GAER, TUCKER	0.00	0.0	100.000	0.00	0.00
2	JANVRIN, CADE	0.00	0.0	100.000	0.00	0.00

**Event: Jr Girls Barrels**

Draw: Contestant	Event Points	Score	Time	All Around Points	Payout	
14	BROWN, WACEY	10.00	0.0	18.876	10.00	0.00
2	WILSON, SAYLOR	9.00	0.0	18.981	9.00	0.00
26	STEELE, KAYDEN	8.00	0.0	19.192	8.00	0.00
13	CARLEY, JOEY	7.00	0.0	19.267	7.00	0.00
31	BROWN, WREGAN	6.00	0.0	19.530	6.00	0.00
17	MILLER, MIKENZY	5.00	0.0	19.537	5.00	0.00
7	FERGUSON, SIDNI	4.00	0.0	19.611	4.00	0.00
25	CASPERS, TESSA	3.00	0.0	20.035	3.00	0.00
22	HAUGEN, LANDRY	2.00	0.0	20.113	2.00	0.00
3	GARNOS, KAYT	1.00	0.0	20.306	1.00	0.00
8	BROWN, KIARA	0.00	0.0	20.328	0.00	0.00
4	HANSON, SIDNEY	0.00	0.0	20.337	0.00	0.00
5	PETERSON, JAYME	0.00	0.0	20.454	0.00	0.00
11	WILLIAMS, BROOKLYN	0.00	0.0	20.517	0.00	0.00
24	WOODWARD, MARLENE	0.00	0.0	20.540	0.00	0.00
28	GILBERT, GRACY	0.00	0.0	20.651	0.00	0.00



## *Listing of Scores by Rodeo*

HARDING COUNTY

1st Go


9	DAY, KENLEY	0.00	0.0	20.835	0.00	0.00
18	THORSTENSON, TAYLA	0.00	0.0	20.937	0.00	0.00
27	GERARD, KAITLIN	0.00	0.0	21.155	0.00	0.00
20	HEIL, JESSICA	0.00	0.0	21.427	0.00	0.00
1	ANDERBERG, ACACIA	0.00	0.0	21.472	0.00	0.00
16	VERHULST, KARLI	0.00	0.0	21.952	0.00	0.00
29	CARROLL, CHEYENNE	0.00	0.0	22.352	0.00	0.00
19	SMITH, HOLLIE	0.00	0.0	22.477	0.00	0.00
23	HAM, MEZA	0.00	0.0	22.797	0.00	0.00
12	HOLBEN, SHAYLIE	0.00	0.0	24.079	0.00	0.00
10	GILBERT, SAWYER	0.00	0.0	24.922	0.00	0.00
21	COSTELLO, KELSI	0.00	0.0	28.621	0.00	0.00
15	JENSEN, JASMYN	0.00	0.0	30.303	0.00	0.00
30	REDER, WHITLEY	0.00	0.0	100.000	0.00	0.00
6	ALEXANDER, AUSTIN	0.00	0.0	100.000	0.00	0.00

**Event: *Jr Girls Breakaway***

Draw: Contestant	Event Points	Score	Time	All Around Points	Payout
14 GILBERT, SAWYER	10.00	0.0	2.790	10.00	0.00
17 MILLER, MIKENZY	9.00	0.0	3.560	9.00	0.00
12 HAM, MEZA	8.00	0.0	4.920	8.00	0.00
18 REDER, WHITLEY	0.00	0.0	100.000	0.00	0.00
19 DAY, KENLEY	0.00	0.0	100.000	0.00	0.00
5 CARROLL, CHEYENNE	0.00	0.0	100.000	0.00	0.00
21 HANSON, SIDNEY	0.00	0.0	100.000	0.00	0.00
16 CASPERS, TESSA	0.00	0.0	100.000	0.00	0.00
1 GILBERT, GRACY	0.00	0.0	100.000	0.00	0.00
20 HAUGEN, LANDRY	0.00	0.0	100.000	0.00	0.00
2 STEELE, KAYDEN	0.00	0.0	100.000	0.00	0.00
13 GERARD, KAITLIN	0.00	0.0	100.000	0.00	0.00
7 BROWN, WACEY	0.00	0.0	100.000	0.00	0.00
22 VERHULST, KARLI	0.00	0.0	100.000	0.00	0.00
4 WOODWARD, MARLENE	0.00	0.0	100.000	0.00	0.00
15 GROVES, KAYCEE	0.00	0.0	100.000	0.00	0.00
8 FERGUSON, SIDNI	0.00	0.0	100.000	0.00	0.00
9 THORSTENSON, TAYLA	0.00	0.0	100.000	0.00	0.00
10 BROWN, KIARA	0.00	0.0	100.000	0.00	0.00
6 CARLEY, JOEY	0.00	0.0	100.000	0.00	0.00
3 GARNOS, KAYT	0.00	0.0	100.000	0.00	0.00
11 WILLIAMS, BROOKLYN	0.00	0.0	100.000	0.00	0.00

**Event: *Jr Girls Goats***

Draw: Contestant	Event Points	Score	Time	All Around Points	Payout
14 MILLER, MIKENZY	10.00	0.0	8.980	10.00	0.00
13 GILBERT, SAWYER	9.00	0.0	9.350	9.00	0.00
16 BROWN, WACEY	8.00	0.0	9.650	8.00	0.00
9 THORSTENSON, TAYLA	7.00	0.0	10.080	7.00	0.00
20 VERHULST, KARLI	6.00	0.0	10.130	6.00	0.00
11 WILSON, SAYLOR	5.00	0.0	10.560	5.00	0.00
5 WILLIAMS, BROOKLYN	4.00	0.0	10.940	4.00	0.00
2 WILKEN, LINDSEY	3.00	0.0	10.980	3.00	0.00
4 WOODWARD, MARLENE	2.00	0.0	11.370	2.00	0.00
8 CASPERS, TESSA	1.00	0.0	11.630	1.00	0.00
7 CARLEY, JOEY	0.00	0.0	12.900	0.00	0.00



South Dakota 4-H

# Listing of Scores by Rodeo

07/15/2015

HARDING COUNTY

Page 4

1st Go


19 HAM, MEZA	0.00	0.0	13.110	0.00	0.00
21 HAUGEN, LANDRY	0.00	0.0	13.280	0.00	0.00
25 HANSON, SIDNEY	0.00	0.0	14.010	0.00	0.00
24 STEELE, KAYDEN	0.00	0.0	14.320	0.00	0.00
12 BROWN, WREGAN	0.00	0.0	14.360	0.00	0.00
17 BROWN, KIARA	0.00	0.0	15.720	0.00	0.00
6 JENSEN, JASMYN	0.00	0.0	16.180	0.00	0.00
10 HOLBEN, SHAYLIE	0.00	0.0	16.250	0.00	0.00
18 GERARD, KAITLIN	0.00	0.0	19.920	0.00	0.00
15 PETERSON, JAYME	0.00	0.0	22.860	0.00	0.00
3 COSTELLO, KELSI	0.00	0.0	39.660	0.00	0.00
1 SMITH, HOLLIE	0.00	0.0	100.000	0.00	0.00
23 GROVES, KAYCEE	0.00	0.0	100.000	0.00	0.00

**Event: Jr Girls Poles**

Draw: Contestant	Event Points	Score	Time	All Around Points	Payout
19 WILSON, SAYLOR	10.00	0.0	21.384	10.00	0.00
20 STEELE, KAYDEN	9.00	0.0	21.913	9.00	0.00
23 MILLER, MIKENZY	8.00	0.0	21.977	8.00	0.00
1 DAY, KENLEY	7.00	0.0	22.742	7.00	0.00
22 CARLEY, JOEY	6.00	0.0	22.863	6.00	0.00
25 CARROLL, CHEYENNE	5.00	0.0	22.965	5.00	0.00
5 HAM, MEZA	4.00	0.0	23.614	4.00	0.00
10 HAUGEN, LANDRY	3.00	0.0	24.382	3.00	0.00
15 SMITH, HOLLIE	2.00	0.0	24.436	2.00	0.00
18 WOODWARD, MARLENE	1.00	0.0	27.425	1.00	0.00
2 FERGUSON, SIDNI	0.00	0.0	27.537	0.00	0.00
13 BROWN, WREGAN	0.00	0.0	28.100	0.00	0.00
29 GERARD, KAITLIN	0.00	0.0	28.616	0.00	0.00
14 BROWN, WACEY	0.00	0.0	28.742	0.00	0.00
4 GILBERT, GRACY	0.00	0.0	29.027	0.00	0.00
26 BROWN, KIARA	0.00	0.0	29.258	0.00	0.00
24 VERHULST, KARLI	0.00	0.0	29.507	0.00	0.00
9 HEIL, JESSICA	0.00	0.0	30.120	0.00	0.00
21 CASPERS, TESSA	0.00	0.0	30.724	0.00	0.00
12 HOLBEN, SHAYLIE	0.00	0.0	31.037	0.00	0.00
11 GROVES, KAYCEE	0.00	0.0	31.527	0.00	0.00
3 GARNOS, KAYT	0.00	0.0	31.594	0.00	0.00
28 JENSEN, JASMYN	0.00	0.0	32.771	0.00	0.00
17 ANDERBERG, ACACIA	0.00	0.0	33.169	0.00	0.00
30 WILLIAMS, BROOKLYN	0.00	0.0	36.487	0.00	0.00
27 REDER, WHITLEY	0.00	0.0	100.000	0.00	0.00
8 HANSON, SIDNEY	0.00	0.0	100.000	0.00	0.00
16 PETERSON, JAYME	0.00	0.0	100.000	0.00	0.00
7 ALEXANDER, AUSTIN	0.00	0.0	100.000	0.00	0.00
6 COSTELLO, KELSI	0.00	0.0	100.000	0.00	0.00

**Event: Jr Jr Barrels**

Draw: Contestant	Event Points	Score	Time	All Around Points	Payout
17 BOWDEN, RANCE	10.00	0.0	20.280	10.00	0.00
6 CRAGO, CHLOE	9.00	0.0	20.758	9.00	0.00
1 MEYER, SOPHIA	8.00	0.0	21.408	8.00	0.00
3 WARD, MATAYA	7.00	0.0	21.972	7.00	0.00
7 GILBERT, GAGE	6.00	0.0	22.437	6.00	0.00



# Listing of Scores by Rodeo

HARDING COUNTY

1st Go


15 JONES, JAYSEE	5.00	0.0	22.451	5.00	0.00
13 ROUTIER, BRADEN	4.00	0.0	24.666	4.00	0.00
9 HENWOOD, CHARLIE	3.00	0.0	25.445	3.00	0.00
11 JENSEN, JET	2.00	0.0	25.538	2.00	0.00
5 CASPERS, JESSICA	1.00	0.0	25.574	1.00	0.00
12 GAER, TAYLOR	0.00	0.0	28.600	0.00	0.00
10 LEE, SHASTA	0.00	0.0	34.365	0.00	0.00
4 GARNOS, TEXI	0.00	0.0	35.631	0.00	0.00
8 HENWOOD, THOMAS	0.00	0.0	100.000	0.00	0.00
18 GRUEB, REAGAN	0.00	0.0	100.000	0.00	0.00
2 JANVRIN, JET	0.00	0.0	100.000	0.00	0.00
16 HAM, BLAIR	0.00	0.0	100.000	0.00	0.00
14 WEBORG, KATE	0.00	0.0	100.000	0.00	0.00

**Event: Jr Jr Flag Race**

Draw: Contestant	Event Points	Score	Time	All Around Points	Payout
12 JONES, JAYSEE	10.00	0.0	9.931	10.00	0.00
13 CRAGO, CHLOE	9.00	0.0	10.517	9.00	0.00
3 HENWOOD, CHARLIE	8.00	0.0	10.660	8.00	0.00
18 GAER, TAYLOR	7.00	0.0	11.211	7.00	0.00
10 GRUEB, REAGAN	6.00	0.0	12.541	6.00	0.00
7 GARNOS, TEXI	5.00	0.0	19.516	5.00	0.00
9 MEYER, SOPHIA	0.00	0.0	100.000	0.00	0.00
4 GILBERT, GAGE	0.00	0.0	100.000	0.00	0.00
11 HENWOOD, THOMAS	0.00	0.0	100.000	0.00	0.00
15 BOWDEN, RANCE	0.00	0.0	100.000	0.00	0.00
8 GERARD, COLTER	0.00	0.0	100.000	0.00	0.00
1 WARD, MATAYA	0.00	0.0	100.000	0.00	0.00
17 THORSTENSON, TREG	0.00	0.0	100.000	0.00	0.00
5 JANVRIN, JET	0.00	0.0	100.000	0.00	0.00
2 JENSEN, JET	0.00	0.0	100.000	0.00	0.00
14 GRAY, MATTHEW	0.00	0.0	100.000	0.00	0.00
6 HAM, BLAIR	0.00	0.0	100.000	0.00	0.00
16 WEBORG, KATE	0.00	0.0	100.000	0.00	0.00
19 ROUTIER, BRADEN	0.00	0.0	100.000	0.00	0.00

**Event: Jr Jr Poles**

Draw: Contestant	Event Points	Score	Time	All Around Points	Payout
10 JENSEN, JET	10.00	0.0	23.458	10.00	0.00
8 BOWDEN, RANCE	9.00	0.0	24.348	9.00	0.00
3 HENWOOD, CHARLIE	8.00	0.0	24.525	8.00	0.00
18 WARD, MATAYA	7.00	0.0	25.757	7.00	0.00
1 HENWOOD, THOMAS	6.00	0.0	25.779	6.00	0.00
4 CRAGO, CHLOE	5.00	0.0	27.007	5.00	0.00
17 MEYER, SOPHIA	4.00	0.0	29.110	4.00	0.00
5 ROUTIER, BRADEN	3.00	0.0	29.201	3.00	0.00
2 GILBERT, GAGE	2.00	0.0	29.641	2.00	0.00
6 JONES, JAYSEE	1.00	0.0	31.686	1.00	0.00
14 CASPERS, JESSICA	0.00	0.0	31.973	0.00	0.00
12 GAER, TAYLOR	0.00	0.0	34.836	0.00	0.00
9 LEE, SHASTA	0.00	0.0	38.200	0.00	0.00
13 GARNOS, TEXI	0.00	0.0	44.712	0.00	0.00
7 GRUEB, REAGAN	0.00	0.0	100.000	0.00	0.00
16 JANVRIN, JET	0.00	0.0	100.000	0.00	0.00



South Dakota 4-H

## Listing of Scores by Rodeo

07/15/2015

HARDING COUNTY

Page 6

1st Go

15 HAM, BLAIR	0.00	0.0	100.000	0.00	0.00
11 WEBORG, KATE	0.00	0.0	100.000	0.00	0.00

**Event: Jr Jr Steer Riding**

Draw: Contestant	Event Points	Score	Time	All Around Points	Payout
1 JOENS, RAILE	0.00	63.0	0.000	0.00	0.00
4 HENWOOD, CHARLIE	0.00	62.0	0.000	0.00	0.00
2 THORSTENSON, TREG	0.00	58.0	0.000	0.00	0.00
6 GILBERT, GAGE	0.00	34.0	0.000	0.00	0.00
7 ROUTIER, BRADEN	0.00	31.0	0.000	0.00	0.00
8 REDER, REECE	0.00	30.0	0.000	0.00	0.00
5 HENWOOD, THOMAS	0.00	30.0	0.000	0.00	0.00
3 GRAY, MATTHEW	0.00	0.0	0.000	0.00	0.00

**Event: Sr Boys Bareback Rid**

Draw: Contestant	Event Points	Score	Time	All Around Points	Payout
0 CARMODY, JAKE	0.00	0.0	0.000	0.00	0.00

**Event: Sr Boys Saddle Bronc**

Draw: Contestant	Event Points	Score	Time	All Around Points	Payout
0 SEXTON, PADEN	0.00	0.0	0.000	0.00	0.00

**Event: Sr Boys Str Wrstlmg**

Draw: Contestant	Event Points	Score	Time	All Around Points	Payout
2 KINSELLA, KADE	10.00	0.0	15.900	10.00	0.00
1 HURST, DALTON	9.00	0.0	18.600	9.00	0.00
3 WOODWARD, BRENT	0.00	0.0	100.000	0.00	0.00

**Event: Sr Boys Tie Down**


Draw: Contestant	Event Points	Score	Time	All Around Points	Payout
8 WOODWARD, BRENT	10.00	0.0	13.710	10.00	0.00
9 PETERSON, JON	9.00	0.0	16.710	9.00	0.00
6 SMITH, NOLAN	8.00	0.0	19.340	8.00	0.00
4 SCHAACK, WYNN	7.00	0.0	23.320	7.00	0.00
10 MONNENS, WADE	6.00	0.0	24.450	6.00	0.00
2 BROWN, WINSTON	5.00	0.0	24.690	5.00	0.00
1 SMITH, JAYKOB	0.00	0.0	100.000	0.00	0.00
3 FITE, TANNER	0.00	0.0	100.000	0.00	0.00
7 KINSELLA, KADE	0.00	0.0	100.000	0.00	0.00
11 LEONHARDT, MARK	0.00	0.0	100.000	0.00	0.00
5 HURST, DALTON	0.00	0.0	100.000	0.00	0.00

**Event: Sr Bull Riding**

Draw: Contestant	Event Points	Score	Time	All Around Points	Payout
1 OLSON, CHANCE	10.00	71.0	0.000	10.00	0.00
3 SCHMIDT, TJ	9.00	68.0	0.000	9.00	0.00
4 PEDERSON, JAYDEN	0.00	0.0	0.000	0.00	0.00

**Event: Sr Girls Barrels**

Draw: Contestant	Event Points	Score	Time	All Around Points	Payout
22 WILLIAMS, BRIANNA	10.00	0.0	18.804	10.00	0.00
1 LEONHARDT, TYRA	9.00	0.0	18.852	9.00	0.00
17 CASPERS, KASSIDY	8.00	0.0	18.982	8.00	0.00
4 LANE, HEAVEN	7.00	0.0	19.126	7.00	0.00
31 RYAN, MOLLY	6.00	0.0	19.190	6.00	0.00
29 FUERST, SYDNEY	5.00	0.0	19.346	5.00	0.00
24 RYAN, JESSICA	4.00	0.0	19.402	4.00	0.00



# Listing of Scores by Rodeo


## HARDING COUNTY

### 1st Go

8	PHILIPSEN, BRIANNA	3.00	0.0	19.482	3.00	0.00
27	CLARK, KAYLEE	2.00	0.0	19.547	2.00	0.00
6	HURST, SADEE	1.00	0.0	19.569	1.00	0.00
30	MUTCHLER, BAILLIE	0.00	0.0	19.720	0.00	0.00
3	GROVES, KAILYN	0.00	0.0	19.989	0.00	0.00
12	GAER, TORI	0.00	0.0	20.064	0.00	0.00
2	WOODWARD, JADYN	0.00	0.0	20.205	0.00	0.00
13	REINERT, TARA	0.00	0.0	20.507	0.00	0.00
18	HARRIS, JACELYN	0.00	0.0	20.566	0.00	0.00
21	CLARK, CASSIDY	0.00	0.0	20.605	0.00	0.00
16	KOCER, HALLIE	0.00	0.0	20.609	0.00	0.00
14	MARCH, CASSIDY	0.00	0.0	20.845	0.00	0.00
10	ADAMS, MEGAN	0.00	0.0	20.869	0.00	0.00
15	MARCH, BRANDY	0.00	0.0	20.881	0.00	0.00
7	STEVENS, AUBREE	0.00	0.0	21.044	0.00	0.00
23	EVERSVIK, TARYN	0.00	0.0	21.154	0.00	0.00
9	HAFNER, NICOLE	0.00	0.0	21.688	0.00	0.00
20	HANSON, BROOKLYN	0.00	0.0	23.225	0.00	0.00
19	SCHNOSE, MYKELSI	0.00	0.0	24.352	0.00	0.00
5	CURTIS, KARISA	0.00	0.0	24.534	0.00	0.00
26	GARRETT, SHAMRA	0.00	0.0	25.203	0.00	0.00
11	BREWER, MIRANDA	0.00	0.0	100.000	0.00	0.00
28	VOS, SARAH	0.00	0.0	100.000	0.00	0.00

### Event: Sr Girls Breakaway

Draw:	Contestant	Event Points	Score	Time	All Around Points	Payout
25	GROVES, KAILYN	10.00	0.0	2.700	10.00	0.00
5	RYAN, JESSICA	9.00	0.0	3.340	9.00	0.00
3	CASPERS, KASSIDY	8.00	0.0	3.830	8.00	0.00
2	SEXTON, BRIANNA	7.00	0.0	3.920	7.00	0.00
35	WARD, KEANNA	6.00	0.0	4.120	6.00	0.00
15	LEONHARDT, TYRA	5.00	0.0	4.610	5.00	0.00
31	SCHNOSE, MYKELSI	4.00	0.0	4.860	4.00	0.00
27	HANSON, BROOKLYN	3.00	0.0	5.170	3.00	0.00
26	HURST, SADEE	2.00	0.0	5.250	2.00	0.00
21	HARRIS, JACELYN	1.00	0.0	6.940	1.00	0.00
11	HAFNER, NICOLE	0.00	0.0	14.340	0.00	0.00
6	MARCH, CASSIDY	0.00	0.0	100.000	0.00	0.00
34	MARCH, BRANDY	0.00	0.0	100.000	0.00	0.00
19	ADAMS, MEGAN	0.00	0.0	100.000	0.00	0.00
13	MUTCHLER, BAILLIE	0.00	0.0	100.000	0.00	0.00
24	EVERSVIK, TARYN	0.00	0.0	100.000	0.00	0.00
33	LANE, HEAVEN	0.00	0.0	100.000	0.00	0.00
7	WARD, SIERRA	0.00	0.0	100.000	0.00	0.00
29	BREWER, MIRANDA	0.00	0.0	100.000	0.00	0.00
23	CLARK, KAYLEE	0.00	0.0	100.000	0.00	0.00
20	PHILIPSEN, BRIANNA	0.00	0.0	100.000	0.00	0.00
36	MIKKELSON, MIKENZIE	0.00	0.0	100.000	0.00	0.00
17	CLARK, CASSIDY	0.00	0.0	100.000	0.00	0.00
18	GAER, TORI	0.00	0.0	100.000	0.00	0.00
28	KOCER, HALLIE	0.00	0.0	100.000	0.00	0.00
12	WOODWARD, JADYN	0.00	0.0	100.000	0.00	0.00
1	STEVENS, AUBREE	0.00	0.0	100.000	0.00	0.00



South Dakota 4-H

# Listing of Scores by Rodeo

07/15/2015

HARDING COUNTY

Page 8

## 1st Go

16	GARRETT, SHAMRA	0.00	0.0	100.000	0.00	0.00
14	FUERST, SYDNEY	0.00	0.0	100.000	0.00	0.00
22	WILKEN, TRICIA	0.00	0.0	100.000	0.00	0.00
4	MILLER, KAMIRA	0.00	0.0	100.000	0.00	0.00
8	MILLER, KECIA	0.00	0.0	100.000	0.00	0.00
30	RYAN, MOLLY	0.00	0.0	100.000	0.00	0.00
10	WILLIAMS, BRIANNA	0.00	0.0	100.000	0.00	0.00


### Event: Sr Girls Goats

Draw: Contestant	Event Points	Score	Time	All Around Points	Payout
11 RYAN, JESSICA	10.00	0.0	7.880	10.00	0.00
2 CLARK, KAYLEE	9.00	0.0	8.340	9.00	0.00
19 WILKEN, TRICIA	8.00	0.0	8.810	8.00	0.00
16 HURST, SADEE	7.00	0.0	8.840	7.00	0.00
20 WILLIAMS, BRIANNA	6.00	0.0	9.100	6.00	0.00
24 MUTCHLER, BAILLIE	5.00	0.0	9.310	5.00	0.00
17 HANSON, BROOKLYN	4.00	0.0	9.440	4.00	0.00
23 GROVES, KAILYN	3.00	0.0	9.470	3.00	0.00
13 WARD, KEANNA	2.00	0.0	9.560	2.00	0.00
22 SEXTON, BRIANNA	1.00	0.0	9.750	1.00	0.00
18 GAER, TORI	0.00	0.0	9.950	0.00	0.00
15 FUERST, SYDNEY	0.00	0.0	11.510	0.00	0.00
25 CLARK, CASSIDY	0.00	0.0	11.620	0.00	0.00
12 GARRETT, SHAMRA	0.00	0.0	11.650	0.00	0.00
6 ADAMS, MEGAN	0.00	0.0	11.740	0.00	0.00
3 CASPERS, KASSIDY	0.00	0.0	11.780	0.00	0.00
14 RYAN, MOLLY	0.00	0.0	11.830	0.00	0.00
9 SCHNOSE, MYKELSI	0.00	0.0	11.950	0.00	0.00
8 VOS, SARAH	0.00	0.0	12.280	0.00	0.00
10 BREWER, MIRANDA	0.00	0.0	14.000	0.00	0.00
7 LEONHARDT, TYRA	0.00	0.0	14.500	0.00	0.00
21 KOCER, HALLIE	0.00	0.0	16.470	0.00	0.00
1 WARD, SIERRA	0.00	0.0	16.660	0.00	0.00
4 HARRIS, JACELYN	0.00	0.0	20.390	0.00	0.00

### Event: Sr Girls Poles

Draw: Contestant	Event Points	Score	Time	All Around Points	Payout
19 WARD, KEANNA	10.00	0.0	21.738	10.00	0.00
22 MUTCHLER, BAILLIE	9.00	0.0	21.842	9.00	0.00
2 CASPERS, KASSIDY	8.00	0.0	22.296	8.00	0.00
10 ADAMS, MEGAN	7.00	0.0	22.452	7.00	0.00
7 STEVENS, AUBREE	6.00	0.0	22.530	6.00	0.00
17 PHILIPSEN, BRIANNA	5.00	0.0	22.880	5.00	0.00
13 HANSON, BROOKLYN	4.00	0.0	22.965	4.00	0.00
4 RYAN, JESSICA	3.00	0.0	23.030	3.00	0.00
1 MARCH, CASSIDY	2.00	0.0	23.170	2.00	0.00
15 REINERT, TARA	1.00	0.0	23.243	1.00	0.00
29 GAER, TORI	0.00	0.0	23.342	0.00	0.00
23 HURST, SADEE	0.00	0.0	23.581	0.00	0.00
25 FUERST, SYDNEY	0.00	0.0	23.691	0.00	0.00
24 CLARK, CASSIDY	0.00	0.0	24.019	0.00	0.00
9 HAFNER, NICOLE	0.00	0.0	25.353	0.00	0.00
28 WILLIAMS, BRIANNA	0.00	0.0	26.941	0.00	0.00
3 MARCH, BRANDY	0.00	0.0	27.386	0.00	0.00





*Listing of Scores by Rodeo*

HARDING COUNTY

1st Go


8 WILKEN, TRICIA	0.00	0.0	28.184	0.00	0.00
27 GARRETT, SHAMRA	0.00	0.0	28.611	0.00	0.00
14 KOCER, HALLIE	0.00	0.0	29.407	0.00	0.00
21 WARD, SIERRA	0.00	0.0	32.088	0.00	0.00
26 WOODWARD, JADYN	0.00	0.0	34.283	0.00	0.00
20 RYAN, MOLLY	0.00	0.0	68.528	0.00	0.00
16 EVERSVIK, TARYN	0.00	0.0	100.000	0.00	0.00
30 LANE, HEAVEN	0.00	0.0	100.000	0.00	0.00
18 BREWER, MIRANDA	0.00	0.0	100.000	0.00	0.00
6 SCHNOSE, MYKELSI	0.00	0.0	100.000	0.00	0.00

**Event: Sr. Ribbon Roping**

Draw: Contestant	Event Points	Score	Time	All Around Points	Payout
5 GAER, TORI	10.00	0.0	6.610	10.00	0.00
10 GROVES, KAILYN	9.00	0.0	8.310	9.00	0.00
2 MARCH, BRANDY	8.00	0.0	8.450	8.00	0.00
16 MILLER, KAMIRA	7.00	0.0	8.730	7.00	0.00
15 SCHNOSE, MYKELSI	6.00	0.0	9.490	6.00	0.00
3 PHILIPSEN, BRIANNA	5.00	0.0	10.320	5.00	0.00
8 ADAMS, MEGAN	0.00	0.0	100.000	0.00	0.00
4 CASPERS, KASSIDY	0.00	0.0	100.000	0.00	0.00
14 WARD, SIERRA	0.00	0.0	100.000	0.00	0.00
12 WARD, KEANNA	0.00	0.0	100.000	0.00	0.00
9 CLARK, KAYLEE	0.00	0.0	100.000	0.00	0.00
11 LEONHARDT, TYRA	0.00	0.0	100.000	0.00	0.00
1 KOCER, HALLIE	0.00	0.0	100.000	0.00	0.00
6 HURST, SADEE	0.00	0.0	100.000	0.00	0.00
13 WILKEN, TRICIA	0.00	0.0	100.000	0.00	0.00

**Event: Sr. Team Roping**

Draw: Contestant	Event Points	Score	Time	All Around Points	Payout
12 HOLBEN, STRAN (1)	10.00	0.0	12.740	10.00	0.00
12 SLEEP, CARSON (2)	10.00	0.0	12.740	10.00	0.00
3 HURST, SADEE (1)	9.00	0.0	14.800	9.00	0.00
3 HURST, DALTON (2)	9.00	0.0	14.800	9.00	0.00
11 MONNENS, WADE (1)	8.00	0.0	16.650	8.00	0.00
11 PETERSON, JON (2)	8.00	0.0	16.650	8.00	0.00
7 SCHAACK, WYNN (1)	7.00	0.0	36.450	7.00	0.00
7 FITE, TANNER (2)	7.00	0.0	36.450	7.00	0.00
5 MARCH, CASSIDY (1)	6.00	0.0	39.720	6.00	0.00
5 MARCH, BRANDY (2)	6.00	0.0	39.720	6.00	0.00
13 MUTCHLER, BAILLIE (1)	0.00	0.0	100.000	0.00	0.00
1 CASPERS, KASSIDY (1)	0.00	0.0	100.000	0.00	0.00
8 SMITH, NOLAN (1)	0.00	0.0	100.000	0.00	0.00
4 SEXTON, BRIANNA (1)	0.00	0.0	100.000	0.00	0.00
14 LANE, HEAVEN (1)	0.00	0.0	100.000	0.00	0.00
2 CLARK, KAYLEE (1)	0.00	0.0	100.000	0.00	0.00
15 CLARK, CASSIDY (1)	0.00	0.0	100.000	0.00	0.00
6 LEONHARDT, TYRA (1)	0.00	0.0	100.000	0.00	0.00
10 WOODWARD, BRENT (1)	0.00	0.0	100.000	0.00	0.00
9 MILLER, KECIA (1)	0.00	0.0	100.000	0.00	0.00
13 HANSON, BROOKLYN (2)	0.00	0.0	100.000	0.00	0.00
10 BROWN, WINSTON (2)	0.00	0.0	100.000	0.00	0.00
2 PHILIPSEN, BRIANNA (2)	0.00	0.0	100.000	0.00	0.00



South Dakota 4-H

***Listing of Scores by Rodeo***

07/15/2015

HARDING COUNTY

Page 10

1st Go

1 KINSELLA, KADE (2)	0.00	0.0	100.000	0.00	0.00
6 LEONHARDT, MARK (2)	0.00	0.0	100.000	0.00	0.00
15 KOCER, HALLIE (2)	0.00	0.0	100.000	0.00	0.00
8 SCHNOSE, MYKELSI (2)	0.00	0.0	100.000	0.00	0.00
9 MILLER, KAMIRA (2)	0.00	0.0	100.000	0.00	0.00
14 SCHMIDT, TJ (2)	0.00	0.0	100.000	0.00	0.00
4 GAER, TORI (2)	0.00	0.0	100.000	0.00	0.00