

South Dakota 4-H

Listing of Scores by Rodeo

07/28/2015

CLARK COUNTY #1

Page 1

1st Go

Event: Jr Boys Breakaway


Draw: Contestant	Event Points	Score	Time	All Around Points	Payout
27 ULLERICH, REECE	10.00	0.0	4.255	10.00	0.00
14 JOHNSON, TATE	9.00	0.0	5.015	9.00	0.00
16 TEKRONY, JACE	8.00	0.0	5.170	8.00	0.00
5 GAIKOWSKI, TATE	7.00	0.0	6.480	7.00	0.00
3 OLSON, CHASE	6.00	0.0	13.780	6.00	0.00
22 MOODY, MASON	5.00	0.0	13.840	5.00	0.00
19 GAIKOWSKI, SETH	0.00	0.0	100.000	0.00	0.00
2 BACH, SAGE	0.00	0.0	100.000	0.00	0.00
7 GAIKOWSKI, TIGH	0.00	0.0	100.000	0.00	0.00
23 JOHNSON, TYAN	0.00	0.0	100.000	0.00	0.00
13 SCHOENFELD, LANE	0.00	0.0	100.000	0.00	0.00
6 TEKRONY, JUSTIN	0.00	0.0	100.000	0.00	0.00
20 TEKRONY, KADEN	0.00	0.0	100.000	0.00	0.00
1 ULLERICH, JACE	0.00	0.0	100.000	0.00	0.00
21 SIEVERS, RYAN	0.00	0.0	100.000	0.00	0.00
10 WILLIAMS, STRAN	0.00	0.0	100.000	0.00	0.00
12 LEHMAN, CONNOR	0.00	0.0	100.000	0.00	0.00
17 MOODY, TREY	0.00	0.0	100.000	0.00	0.00
9 MOODY, TATER	0.00	0.0	100.000	0.00	0.00
25 MEYER, WILLIAM	0.00	0.0	100.000	0.00	0.00
18 MEYER, TATE	0.00	0.0	100.000	0.00	0.00
15 DYKEMA, REGAN	0.00	0.0	100.000	0.00	0.00
24 KRUEGER, DYLAN	0.00	0.0	100.000	0.00	0.00
28 ESSER, TYLER	0.00	0.0	100.000	0.00	0.00
4 HALVERSON, JOHN	0.00	0.0	100.000	0.00	0.00
26 PULSCHER, COLTON	0.00	0.0	100.000	0.00	0.00
11 BOWES, JAXON	0.00	0.0	100.000	0.00	0.00
8 SMITH, MAVERIC	0.00	0.0	100.000	0.00	0.00

Event: Jr Boys Cattle Ridin

Draw: Contestant	Event Points	Score	Time	All Around Points	Payout
10 MOODY, MASON	10.00	52.0	0.000	10.00	0.00
9 MEYER, TATE	9.00	48.0	0.000	9.00	0.00
6 HEINZ, CARTER	8.00	43.0	0.000	8.00	0.00
4 DUTTER, PADRAIG	0.00	0.0	0.000	0.00	0.00
1 DUTTER, SEANPAT	0.00	0.0	0.000	0.00	0.00
5 JOHNSON, TATE	0.00	0.0	0.000	0.00	0.00
2 JOHNSON, TYAN	0.00	0.0	0.000	0.00	0.00
3 JOHNSON, RYDER	0.00	0.0	0.000	0.00	0.00
7 LEHMAN, CONNOR	0.00	0.0	0.000	0.00	0.00
8 SMITH, CLAYTON	0.00	0.0	0.000	0.00	0.00
11 MERTENS, TUCKER	0.00	0.0	0.000	0.00	0.00

Event: Jr Boys Flag Race

Draw: Contestant	Event Points	Score	Time	All Around Points	Payout
11 JOHNSON, TATE	10.00	0.0	9.609	10.00	0.00
9 MOODY, MASON	9.00	0.0	9.928	9.00	0.00
33 TEKRONY, JUSTIN	8.00	0.0	10.160	8.00	0.00
7 HAUGEN, ELI	7.00	0.0	10.268	7.00	0.00
1 GAIKOWSKI, TATE	6.00	0.0	10.298	6.00	0.00
30 MEYER, WILLIAM	5.00	0.0	10.334	5.00	0.00




Listing of Scores by Rodeo

1st Go

13 ULLERICH, REECE	4.00	0.0	10.335	4.00	0.00
23 WILLIAMS, STRAN	3.00	0.0	10.868	3.00	0.00
29 PAULSON, COLE	2.00	0.0	10.990	2.00	0.00
22 KOEPEL, KOLT	1.00	0.0	11.188	1.00	0.00
28 KRUEGER, DYLAN	0.00	0.0	11.276	0.00	0.00
31 BACH, SAGE	0.00	0.0	11.414	0.00	0.00
19 SCHLUETER, TATE	0.00	0.0	11.779	0.00	0.00
8 LEHMAN, CONNOR	0.00	0.0	13.014	0.00	0.00
3 MEYER, TATE	0.00	0.0	13.701	0.00	0.00
27 GAIKOWSKI, SETH	0.00	0.0	100.000	0.00	0.00
32 JOHNSON, TYAN	0.00	0.0	100.000	0.00	0.00
2 SCHOENFELD, LANE	0.00	0.0	100.000	0.00	0.00
26 VAITH, KAIL	0.00	0.0	100.000	0.00	0.00
5 TEKRONY, JACE	0.00	0.0	100.000	0.00	0.00
21 TEKRONY, KADEN	0.00	0.0	100.000	0.00	0.00
14 ULLERICH, JACE	0.00	0.0	100.000	0.00	0.00
25 SIEVERS, RYAN	0.00	0.0	100.000	0.00	0.00
18 MOODY, TREY	0.00	0.0	100.000	0.00	0.00
20 MOODY, TATER	0.00	0.0	100.000	0.00	0.00
24 DYKEMA, REGAN	0.00	0.0	100.000	0.00	0.00
15 ESSER, TYLER	0.00	0.0	100.000	0.00	0.00
10 HALVERSON, JOHN	0.00	0.0	100.000	0.00	0.00
16 WOLLES, CLAY	0.00	0.0	100.000	0.00	0.00
12 BOWES, JAXON	0.00	0.0	100.000	0.00	0.00
6 BLUE, SAMUEL	0.00	0.0	100.000	0.00	0.00
17 SMITH, MAVERIC	0.00	0.0	100.000	0.00	0.00
4 PODOLL, JACK	0.00	0.0	100.000	0.00	0.00

Event: Jr Boys Goats

Draw: Contestant	Event Points	Score	Time	All Around Points	Payout
10 ULLERICH, REECE	10.00	0.0	10.910	10.00	0.00
35 MOODY, TATER	9.00	0.0	11.490	9.00	0.00
2 BACH, SAGE	8.00	0.0	13.850	8.00	0.00
28 MOODY, MASON	7.00	0.0	14.280	7.00	0.00
18 SCHOENFELD, LANE	6.00	0.0	14.380	6.00	0.00
3 HALVERSON, JOHN	5.00	0.0	14.640	5.00	0.00
21 MOODY, TREY	4.00	0.0	14.830	4.00	0.00
11 JOHNSON, TATE	2.50	0.0	15.020	2.50	0.00
19 WOLLES, CLAY	2.50	0.0	15.020	2.50	0.00
38 VAITH, KAIL	1.00	0.0	15.490	1.00	0.00
34 ESSER, TYLER	0.00	0.0	15.520	0.00	0.00
16 JOHNSON, TYAN	0.00	0.0	16.340	0.00	0.00
26 SIEVERS, RYAN	0.00	0.0	17.150	0.00	0.00
15 TEKRONY, JUSTIN	0.00	0.0	17.200	0.00	0.00
30 ULLERICH, JACE	0.00	0.0	18.090	0.00	0.00
9 DYKEMA, REGAN	0.00	0.0	18.560	0.00	0.00
36 HAUGEN, ELI	0.00	0.0	18.930	0.00	0.00
31 ROSE, HUNTER	0.00	0.0	19.130	0.00	0.00
14 BOWES, JAXON	0.00	0.0	19.290	0.00	0.00
1 JOHNSON, CAMRON	0.00	0.0	20.770	0.00	0.00
7 PULSCHER, COLTON	0.00	0.0	21.640	0.00	0.00
13 WILLIAMS, STRAN	0.00	0.0	22.380	0.00	0.00
6 OLSON, CHASE	0.00	0.0	22.410	0.00	0.00



South Dakota 4-H

Listing of Scores by Rodeo

07/28/2015

CLARK COUNTY #1


Page 3

1st Go

22 ROSE, DONOVAN	0.00	0.0	22.910	0.00	0.00
33 PAULSON, COLE	0.00	0.0	22.940	0.00	0.00
17 GAIKOWSKI, TATE	0.00	0.0	23.060	0.00	0.00
12 MEYER, WILLIAM	0.00	0.0	23.700	0.00	0.00
20 TEKRONY, KADEN	0.00	0.0	24.380	0.00	0.00
8 DYKEMA, RYLAN	0.00	0.0	25.470	0.00	0.00
25 SCHLUETER, TATE	0.00	0.0	27.520	0.00	0.00
4 GAIKOWSKI, TIGH	0.00	0.0	27.875	0.00	0.00
37 TEKRONY, JACE	0.00	0.0	28.700	0.00	0.00
5 GAIKOWSKI, SETH	0.00	0.0	100.000	0.00	0.00
24 JOHNSON, BENNETT	0.00	0.0	100.000	0.00	0.00
32 MEYER, TATE	0.00	0.0	100.000	0.00	0.00
27 BLUE, SAMUEL	0.00	0.0	100.000	0.00	0.00
23 SMITH, MAVERIC	0.00	0.0	100.000	0.00	0.00
29 PODOLL, JACK	0.00	0.0	100.000	0.00	0.00

Event: Jr Girls Barrels

Draw: Contestant	Event Points	Score	Time	All Around Points	Payout
24 NAGEL, SHALAYNE	10.00	0.0	16.575	10.00	0.00
25 PODOLL, DANIELLE	9.00	0.0	16.672	9.00	0.00
28 MENDEL, ELIZABETH	8.00	0.0	17.146	8.00	0.00
30 MOODY, MADI	7.00	0.0	17.256	7.00	0.00
42 RETZER, KODI	6.00	0.0	17.414	6.00	0.00
33 DONNELLY, RILEY	5.00	0.0	17.682	5.00	0.00
20 REINDERS, TORY	4.00	0.0	17.685	4.00	0.00
7 JENC, SAMANTHA	3.00	0.0	17.730	3.00	0.00
23 HENKEL, TAYLOR	2.00	0.0	17.774	2.00	0.00
5 BREEN, TIERNEY	1.00	0.0	17.877	1.00	0.00
36 MERTENS, HARMONY	0.00	0.0	17.947	0.00	0.00
39 WITTNEBEL, ADDYSON	0.00	0.0	18.135	0.00	0.00
15 MUNSEN, CHLOE	0.00	0.0	18.170	0.00	0.00
1 YESKE, EMMA	0.00	0.0	18.220	0.00	0.00
9 ANDERSON, CALLY	0.00	0.0	18.222	0.00	0.00
38 RICHIE, ABBY	0.00	0.0	18.261	0.00	0.00
26 MCGIRR, JAZZLYN	0.00	0.0	18.273	0.00	0.00
19 KOEPESELL, MADISEN	0.00	0.0	18.498	0.00	0.00
21 HUNTER, DEVIN	0.00	0.0	18.568	0.00	0.00
37 YORK, SHAELYN	0.00	0.0	18.591	0.00	0.00
41 SIPPEL, SAGE	0.00	0.0	18.773	0.00	0.00
27 ANDERSON, CAMY	0.00	0.0	18.826	0.00	0.00
2 ROTHER, CIARA	0.00	0.0	19.046	0.00	0.00
3 BERGESON, JAMI	0.00	0.0	19.131	0.00	0.00
29 SHERIDAN, TATUM	0.00	0.0	19.189	0.00	0.00
34 BOYD, MADDY	0.00	0.0	19.205	0.00	0.00
6 MOODY, TEYANA	0.00	0.0	19.701	0.00	0.00
13 OIEN, PAIGE	0.00	0.0	19.707	0.00	0.00
40 SANDLAND, KAITLYN	0.00	0.0	21.529	0.00	0.00
32 HENKEL, ALLY	0.00	0.0	21.953	0.00	0.00
18 WESTPHAL, LACEY	0.00	0.0	22.372	0.00	0.00
12 LANG, SHELBY	0.00	0.0	22.420	0.00	0.00
31 JOHNSON, KATE	0.00	0.0	22.486	0.00	0.00
22 WESTPHAL, KATELYNN	0.00	0.0	22.571	0.00	0.00
14 WIENTJES, CHANNING	0.00	0.0	22.878	0.00	0.00



South Dakota 4-H

Listing of Scores by Rodeo

07/28/2015

CLARK COUNTY #1

Page 4

1st Go


35 SWANSON, SAMANTHA	0.00	0.0	23.336	0.00	0.00
11 RICHIE, EMILY	0.00	0.0	23.619	0.00	0.00
10 MACCONNELL, KYLA	0.00	0.0	27.870	0.00	0.00
4 DUTTER, GRAINNE	0.00	0.0	100.000	0.00	0.00
17 ELLINGSEN, CHLOE	0.00	0.0	100.000	0.00	0.00
8 KLEIN, MAGGIE	0.00	0.0	100.000	0.00	0.00
16 BLUE, RACHEL	0.00	0.0	100.000	0.00	0.00

Event: Jr Girls Breakaway

Draw: Contestant	Event Points	Score	Time	All Around Points	Payout
8 DONNELLY, RILEY	10.00	0.0	3.130	10.00	0.00
10 MOODY, MADI	9.00	0.0	4.610	9.00	0.00
19 HENKEL, TAYLOR	8.00	0.0	6.300	8.00	0.00
13 BREEN, TIERNEY	7.00	0.0	7.780	7.00	0.00
2 RICHIE, ABBY	6.00	0.0	12.940	6.00	0.00
6 MUNSEN, CHLOE	5.00	0.0	18.100	5.00	0.00
7 BERGESON, JAMI	0.00	0.0	100.000	0.00	0.00
15 SIPPEL, SAGE	0.00	0.0	100.000	0.00	0.00
17 WESTPHAL, KATELYNN	0.00	0.0	100.000	0.00	0.00
11 SANDLAND, KAITLYN	0.00	0.0	100.000	0.00	0.00
14 RETZER, KODI	0.00	0.0	100.000	0.00	0.00
9 SCHMIDT, CAMRYN	0.00	0.0	100.000	0.00	0.00
12 HEMMINGSON, SARA	0.00	0.0	100.000	0.00	0.00
20 MOUSEL, JOSIE	0.00	0.0	100.000	0.00	0.00
4 RICHIE, EMILY	0.00	0.0	100.000	0.00	0.00
22 WITTNEBEL, ADDYSON	0.00	0.0	100.000	0.00	0.00
1 ROTHER, CIARA	0.00	0.0	100.000	0.00	0.00
21 NAGEL, SHALAYNE	0.00	0.0	100.000	0.00	0.00
5 OIEN, PAIGE	0.00	0.0	100.000	0.00	0.00
23 ANDERSON, CAMY	0.00	0.0	100.000	0.00	0.00
16 ANDERSON, CALLY	0.00	0.0	100.000	0.00	0.00
18 KOEPEL, MADISEN	0.00	0.0	100.000	0.00	0.00
3 KONTZ, MADISON	0.00	0.0	100.000	0.00	0.00

Event: Jr Girls Goats

Draw: Contestant	Event Points	Score	Time	All Around Points	Payout
14 MOODY, MADI	10.00	0.0	9.050	10.00	0.00
15 HEMMINGSON, SARA	9.00	0.0	9.520	9.00	0.00
6 DONNELLY, RILEY	8.00	0.0	10.220	8.00	0.00
22 ANDERSON, CALLY	7.00	0.0	10.320	7.00	0.00
20 HENKEL, TAYLOR	6.00	0.0	10.740	6.00	0.00
5 RICHIE, ABBY	5.00	0.0	11.220	5.00	0.00
3 KLEIN, MAGGIE	4.00	0.0	11.500	4.00	0.00
35 RETZER, KODI	3.00	0.0	11.580	3.00	0.00
1 WIENTJES, CHANNING	2.00	0.0	11.860	2.00	0.00
32 KONTZ, MADISON	1.00	0.0	11.960	1.00	0.00
36 SANDLAND, KAITLYN	0.00	0.0	12.250	0.00	0.00
31 BOYD, MADDY	0.00	0.0	12.710	0.00	0.00
30 BREEN, TIERNEY	0.00	0.0	13.110	0.00	0.00
10 HUNTER, DEVIN	0.00	0.0	13.300	0.00	0.00
25 MCGIRR, JAZZLYN	0.00	0.0	13.530	0.00	0.00
26 NAGEL, SHALAYNE	0.00	0.0	13.600	0.00	0.00
16 REINDERS, TORY	0.00	0.0	13.640	0.00	0.00
2 SHERIDAN, TATUM	0.00	0.0	14.660	0.00	0.00



Listing of Scores by Rodeo


CLARK COUNTY #1

1st Go

4 BLUE, RACHEL	0.00	0.0	14.680	0.00	0.00
21 RICHIE, EMILY	0.00	0.0	14.850	0.00	0.00
33 PODOLL, DANIELLE	0.00	0.0	15.240	0.00	0.00
8 MOODY, TEYANA	0.00	0.0	15.410	0.00	0.00
11 BERGESON, JAMI	0.00	0.0	15.790	0.00	0.00
29 WITTNEBEL, KYLIE	0.00	0.0	16.910	0.00	0.00
19 WITTNEBEL, ADDYSON	0.00	0.0	17.060	0.00	0.00
12 JOHNSON, SIDNEY	0.00	0.0	17.500	0.00	0.00
7 ANDERSON, CAMY	0.00	0.0	18.450	0.00	0.00
18 KOEPESELL, MADISEN	0.00	0.0	19.220	0.00	0.00
28 SHERIDAN, GRACEY	0.00	0.0	19.450	0.00	0.00
17 IOTT, SADIE	0.00	0.0	20.720	0.00	0.00
24 HENKEL, ALLY	0.00	0.0	22.100	0.00	0.00
34 LEISETH, HOLLY	0.00	0.0	22.350	0.00	0.00
23 JOHNSON, KATE	0.00	0.0	22.580	0.00	0.00
13 SIPPEL, SAGE	0.00	0.0	23.190	0.00	0.00
9 ELLINGSEN, CHLOE	0.00	0.0	100.000	0.00	0.00
27 LANG, SHELBY	0.00	0.0	100.000	0.00	0.00
37 MARTIN, TOMMIE	0.00	0.0	100.000	0.00	0.00

Event: Jr Girls Poles

Draw: Contestant	Event Points	Score	Time	All Around Points	Payout
2 DONNELLY, RILEY	10.00	0.0	21.544	10.00	0.00
33 MOODY, MADI	9.00	0.0	21.695	9.00	0.00
42 ROTHER, CIARA	8.00	0.0	22.852	8.00	0.00
38 YESKE, EMMA	7.00	0.0	22.937	7.00	0.00
27 JENC, SAMANTHA	6.00	0.0	23.303	6.00	0.00
20 KOEPESELL, MADISEN	5.00	0.0	23.496	5.00	0.00
12 WITTNEBEL, ADDYSON	4.00	0.0	23.951	4.00	0.00
18 HUNTER, DEVIN	3.00	0.0	23.965	3.00	0.00
36 WITTNEBEL, KYLIE	2.00	0.0	24.147	2.00	0.00
25 RETZER, KODI	1.00	0.0	24.528	1.00	0.00
46 SWANSON, SAMANTHA	0.00	0.0	24.856	0.00	0.00
34 KLEIN, MAGGIE	0.00	0.0	25.589	0.00	0.00
5 MCGIRR, JAZZLYN	0.00	0.0	25.821	0.00	0.00
4 NAGEL, SHALAYNE	0.00	0.0	25.895	0.00	0.00
21 BOYD, RACHEL	0.00	0.0	26.146	0.00	0.00
16 SHERIDAN, GRACEY	0.00	0.0	27.087	0.00	0.00
28 BOYD, MADDY	0.00	0.0	27.152	0.00	0.00
40 MUNSEN, CHLOE	0.00	0.0	27.614	0.00	0.00
44 REINDERS, TORY	0.00	0.0	27.752	0.00	0.00
26 BREEN, TIERNEY	0.00	0.0	27.755	0.00	0.00
10 MENDEL, ELIZABETH	0.00	0.0	27.909	0.00	0.00
39 RICHIE, ABBY	0.00	0.0	28.181	0.00	0.00
37 RICHIE, EMILY	0.00	0.0	28.625	0.00	0.00
9 HENKEL, TAYLOR	0.00	0.0	29.127	0.00	0.00
24 HENKEL, ALLY	0.00	0.0	29.561	0.00	0.00
47 ANDERSON, CALLY	0.00	0.0	29.563	0.00	0.00
19 SANDLAND, KAITLYN	0.00	0.0	30.075	0.00	0.00
13 JOHNSON, SIDNEY	0.00	0.0	31.007	0.00	0.00
1 IOTT, SADIE	0.00	0.0	32.360	0.00	0.00
22 WESTPHAL, KATELYNN	0.00	0.0	32.796	0.00	0.00
14 MARTIN, TOMMIE	0.00	0.0	32.847	0.00	0.00



South Dakota 4-H

Listing of Scores by Rodeo

07/28/2015

CLARK COUNTY #1

Page 6

1st Go


43	SHERIDAN, TATUM	0.00	0.0	33.492	0.00	0.00
41	MERTENS, HARMONY	0.00	0.0	33.690	0.00	0.00
35	MOUSEL, JOSIE	0.00	0.0	34.487	0.00	0.00
31	ROWEN, KENEDEE	0.00	0.0	35.990	0.00	0.00
29	LEISETH, HOLLY	0.00	0.0	37.371	0.00	0.00
3	WIENJTJES, CHANNING	0.00	0.0	38.690	0.00	0.00
8	DUTTER, GRAINNE	0.00	0.0	100.000	0.00	0.00
11	BERGESON, JAMI	0.00	0.0	100.000	0.00	0.00
7	SIPPEL, SAGE	0.00	0.0	100.000	0.00	0.00
45	ELLINGSEN, CHLOE	0.00	0.0	100.000	0.00	0.00
30	WESTPHAL, LACEY	0.00	0.0	100.000	0.00	0.00
17	YORK, SHAELYN	0.00	0.0	100.000	0.00	0.00
32	JOHNSON, KATE	0.00	0.0	100.000	0.00	0.00
6	LANG, SHELBY	0.00	0.0	100.000	0.00	0.00
23	BLUE, RACHEL	0.00	0.0	100.000	0.00	0.00
15	PODOLL, DANIELLE	0.00	0.0	100.000	0.00	0.00

Event: Jr Jr Barrels

Draw: Contestant	Event Points	Score	Time	All Around Points	Payout	
8	SIEVERS, RYAN	10.00	0.0	17.455	10.00	0.00
10	MOUSEL, JOSIE	9.00	0.0	18.231	9.00	0.00
7	JOHNSON, SIDNEY	8.00	0.0	18.550	8.00	0.00
19	MOODY, TREY	7.00	0.0	19.071	7.00	0.00
11	OLSON, CHASE	6.00	0.0	19.460	6.00	0.00
17	IOTT, SADIE	5.00	0.0	19.498	5.00	0.00
13	ROWEN, KENEDEE	4.00	0.0	19.624	4.00	0.00
12	MARTIN, TOMMIE	3.00	0.0	19.806	3.00	0.00
1	PODOLL, JACK	2.00	0.0	19.856	2.00	0.00
5	MUNSEN, KIRSTIE	1.00	0.0	20.122	1.00	0.00
2	BLUE, SAMUEL	0.00	0.0	20.210	0.00	0.00
3	BOYD, RACHEL	0.00	0.0	21.259	0.00	0.00
9	SHERIDAN, GRACEY	0.00	0.0	22.333	0.00	0.00
4	WITTNEBEL, KYLIE	0.00	0.0	23.159	0.00	0.00
16	LEISETH, HOLLY	0.00	0.0	25.621	0.00	0.00
6	MERTENS, STERLING	0.00	0.0	26.629	0.00	0.00
18	DYKEMA, RYLAN	0.00	0.0	31.937	0.00	0.00
14	KOEPSSELL, KOLT	0.00	0.0	100.000	0.00	0.00
15	BOYD, BRAXON	0.00	0.0	100.000	0.00	0.00

Event: Jr Jr Flag Race

Draw: Contestant	Event Points	Score	Time	All Around Points	Payout	
16	BOYD, RACHEL	10.00	0.0	15.630	10.00	0.00
13	GAIKOWSKI, TIGH	9.00	0.0	18.638	9.00	0.00
5	BOYD, BRAXON	8.00	0.0	20.732	8.00	0.00
7	LEISETH, HOLLY	7.00	0.0	21.696	7.00	0.00
8	JOHNSON, BENNETT	6.00	0.0	25.298	6.00	0.00
1	DYKEMA, RYLAN	5.00	0.0	27.020	5.00	0.00
9	MUNSEN, KIRSTIE	0.00	0.0	100.000	0.00	0.00
10	IOTT, SADIE	0.00	0.0	100.000	0.00	0.00
6	JOHNSON, CAMRON	0.00	0.0	100.000	0.00	0.00
2	MOUSEL, JOSIE	0.00	0.0	100.000	0.00	0.00
12	ROSE, DONOVAN	0.00	0.0	100.000	0.00	0.00
3	ROWEN, KENEDEE	0.00	0.0	100.000	0.00	0.00
11	ROSE, HUNTER	0.00	0.0	100.000	0.00	0.00



South Dakota 4-H

Listing of Scores by Rodeo

07/28/2015

CLARK COUNTY #1

Page 7

1st Go

15	MOODY, TEYANA	0.00	0.0	100.000	0.00	0.00
4	WITTNEBEL, KYLIE	0.00	0.0	100.000	0.00	0.00
14	OLSON, CHASE	0.00	0.0	100.000	0.00	0.00

Event: Sr Boys Bareback Rid

Draw:	Contestant	Event Points	Score	Time	All Around Points	Payout
1	HOKANA, COLT	0.00	0.0	0.000	0.00	0.00

Event: Sr Boys Saddle Bronc

Draw:	Contestant	Event Points	Score	Time	All Around Points	Payout
2	THELEN, JOHN	10.00	58.0	0.000	10.00	0.00
3	SMITH, COOPER	0.00	0.0	0.000	0.00	0.00
4	PETERSON, DEREK	0.00	0.0	0.000	0.00	0.00
1	HENINGER, CASEY	0.00	0.0	0.000	0.00	0.00

Event: Sr Boys Str Wrstlng


Draw:	Contestant	Event Points	Score	Time	All Around Points	Payout
6	FANNING, CAMERON	10.00	0.0	6.700	10.00	0.00
4	HALVERSON, SCOTT	9.00	0.0	19.860	9.00	0.00
1	JONES, BRODY	8.00	0.0	27.820	8.00	0.00
5	WRIGHT, TREY	0.00	0.0	100.000	0.00	0.00
3	RICHIE, NOLAN	0.00	0.0	100.000	0.00	0.00
7	ADAMS, SUTTON	0.00	0.0	100.000	0.00	0.00
2	SMITH, COOPER	0.00	0.0	100.000	0.00	0.00

Event: Sr Boys Tie Down

Draw:	Contestant	Event Points	Score	Time	All Around Points	Payout
18	HALVERSON, SCOTT	10.00	0.0	10.170	10.00	0.00
9	SCHNEIDER, COLE	9.00	0.0	14.590	9.00	0.00
6	RICHIE, NOLAN	8.00	0.0	15.190	8.00	0.00
17	LEONHARDT, MARK	7.00	0.0	17.780	7.00	0.00
8	MCKENNEY, CHAYSE	6.00	0.0	18.170	6.00	0.00
3	ADAMS, SUTTON	5.00	0.0	18.220	5.00	0.00
15	FANNING, CAMERON	4.00	0.0	18.345	4.00	0.00
1	THELEN, JOHN	3.00	0.0	18.875	3.00	0.00
21	KONTZ, BLAKE	2.00	0.0	20.405	2.00	0.00
13	WRIGHT, TREY	1.00	0.0	27.155	1.00	0.00
12	BACH, SETH	0.00	0.0	100.000	0.00	0.00
14	POPHAM, CHANCE	0.00	0.0	100.000	0.00	0.00
11	RUSCHE, BRANT	0.00	0.0	100.000	0.00	0.00
19	PARKER, CARTER	0.00	0.0	100.000	0.00	0.00
7	KAHNKE, CHARLIE	0.00	0.0	100.000	0.00	0.00
16	HOKANA, COLT	0.00	0.0	100.000	0.00	0.00
5	BOWES, LOGAN	0.00	0.0	100.000	0.00	0.00
22	PETERSON, TREVOR	0.00	0.0	100.000	0.00	0.00
10	ROZELL, TUCKER	0.00	0.0	100.000	0.00	0.00
20	JONES, BRODY	0.00	0.0	100.000	0.00	0.00
2	CHRISTENSEN, TYLER	0.00	0.0	100.000	0.00	0.00
4	PETERSON, DEREK	0.00	0.0	100.000	0.00	0.00

Event: Sr Bull Riding

Draw:	Contestant	Event Points	Score	Time	All Around Points	Payout
7	MACCONNELL, CLAY	10.00	80.0	0.000	10.00	0.00
4	RICE, DYLAN	9.00	66.0	0.000	9.00	0.00
8	SCHULTZ, GAVIN	8.00	65.0	0.000	8.00	0.00
2	HENINGER, CASEY	7.00	62.0	0.000	7.00	0.00



South Dakota 4-H

Listing of Scores by Rodeo

07/28/2015

CLARK COUNTY #1


Page 8

1st Go

9 PERRY, WYATT	0.00	0.0	0.000	0.00	0.00
1 PEITZ, ISAAK	0.00	0.0	0.000	0.00	0.00
5 MACCONNELL, SKYLAR	0.00	0.0	0.000	0.00	0.00
3 PECHOUS, DOMMONICK	0.00	0.0	0.000	0.00	0.00
6 BLUME, KYLE	0.00	0.0	0.000	0.00	0.00

Event: Sr Girls Barrels

Draw: Contestant	Event Points	Score	Time	All Around Points	Payout
59 WOLLES, BRANDI	10.00	0.0	16.139	10.00	0.00
11 JOHNSON, SIARRA	9.00	0.0	16.492	9.00	0.00
5 LEONHARDT, TYRA	8.00	0.0	16.529	8.00	0.00
51 NAGEL, CHEYLEE	7.00	0.0	16.535	7.00	0.00
67 WOLLES, KAYLA	6.00	0.0	16.569	6.00	0.00
64 DONNELLY, JILL	5.00	0.0	16.579	5.00	0.00
45 BOYD, KASSIDY	4.00	0.0	16.904	4.00	0.00
31 SWANSON, SHANNA	3.00	0.0	16.935	3.00	0.00
62 DIXON, DALLAS	2.00	0.0	17.036	2.00	0.00
16 BLOCK, HAILEY	1.00	0.0	17.173	1.00	0.00
21 PARKER, SUMMER	0.00	0.0	17.180	0.00	0.00
43 WILLIAMS, JAICEE	0.00	0.0	17.216	0.00	0.00
30 DONNELLY, PAYTON	0.00	0.0	17.234	0.00	0.00
9 HOUSEMAN, JENNA	0.00	0.0	17.304	0.00	0.00
3 WITTNEBEL, BRITTANY	0.00	0.0	17.317	0.00	0.00
36 LUTTER, EMMA	0.00	0.0	17.366	0.00	0.00
72 GOERGEN, SIERRA	0.00	0.0	17.431	0.00	0.00
69 MENDEL, EMILEE	0.00	0.0	17.443	0.00	0.00
22 KAHNKE, EMILY	0.00	0.0	17.446	0.00	0.00
50 MULLANEY, CASSIE	0.00	0.0	17.510	0.00	0.00
46 LUTTER, SKYLER	0.00	0.0	17.610	0.00	0.00
38 HAUGEN, AMANDA	0.00	0.0	17.611	0.00	0.00
4 IOTT, BROOKE	0.00	0.0	17.653	0.00	0.00
6 MUSICK, TIERNEY	0.00	0.0	17.674	0.00	0.00
1 KOEPESELL, MORGAN	0.00	0.0	17.910	0.00	0.00
39 MOEN, VALERIE	0.00	0.0	17.921	0.00	0.00
57 STRAND, SHELBY	0.00	0.0	17.948	0.00	0.00
19 VAITH, LINDZIE	0.00	0.0	17.949	0.00	0.00
24 SWANSON, SYDNEY	0.00	0.0	18.066	0.00	0.00
52 CURRENCE, KENDRA	0.00	0.0	18.115	0.00	0.00
35 MCKENNEY, MALARY	0.00	0.0	18.190	0.00	0.00
13 BREITAG, MIRANDA	0.00	0.0	18.302	0.00	0.00
76 ELLIG, SHANNON	0.00	0.0	18.316	0.00	0.00
15 OLSON, SIDNEY	0.00	0.0	18.443	0.00	0.00
8 DEARING, HALEY	0.00	0.0	18.566	0.00	0.00
26 MCKENNEY, HARLEE	0.00	0.0	18.577	0.00	0.00
66 TEKRONY, KASSIDY	0.00	0.0	18.582	0.00	0.00
73 ROTHER, HUNTER	0.00	0.0	18.594	0.00	0.00
23 RETZER, PRAIRIE	0.00	0.0	18.610	0.00	0.00
44 BRAUN, KAYLEE	0.00	0.0	18.764	0.00	0.00
27 KRAUS, ALEX	0.00	0.0	18.817	0.00	0.00
77 HERRBOLDT, ABBY	0.00	0.0	18.864	0.00	0.00
53 SCHLUETER, KASI	0.00	0.0	18.919	0.00	0.00
55 SCHULTZ, CHELSY	0.00	0.0	18.958	0.00	0.00
14 ADKINS, TORI	0.00	0.0	19.121	0.00	0.00



Listing of Scores by Rodeo


CLARK COUNTY #1

1st Go

12 RINAS, KAILEE	0.00	0.0	19.156	0.00	0.00
28 CONNOR, MAGGIE	0.00	0.0	19.220	0.00	0.00
20 HOHN, ASHLEY	0.00	0.0	19.340	0.00	0.00
71 HAZEL, BRITTANY	0.00	0.0	19.344	0.00	0.00
47 LOWE, FELICIA	0.00	0.0	19.420	0.00	0.00
56 KLEIN, KATHRYN	0.00	0.0	19.557	0.00	0.00
40 BERGESON, SAMANTHA	0.00	0.0	19.621	0.00	0.00
68 HAUGEN, SARA	0.00	0.0	19.627	0.00	0.00
65 KAHNKE, EVIE	0.00	0.0	19.669	0.00	0.00
34 KLEIN, ROCHELLE	0.00	0.0	19.702	0.00	0.00
41 LEISCHNER, LEXY	0.00	0.0	19.940	0.00	0.00
58 JANKORD, RONI	0.00	0.0	19.990	0.00	0.00
75 MUNSEN, KEAH	0.00	0.0	20.082	0.00	0.00
25 HERR, ERIKA	0.00	0.0	20.508	0.00	0.00
18 SCHAACK, MADDIE	0.00	0.0	20.587	0.00	0.00
42 HOFFMAN, REBECCA	0.00	0.0	20.859	0.00	0.00
32 BLATCHFORD, CAROLYN	0.00	0.0	21.318	0.00	0.00
48 SNYDER, PAIGE	0.00	0.0	21.915	0.00	0.00
60 HUPP, JACEY	0.00	0.0	22.262	0.00	0.00
17 NIEMANN, KARLY	0.00	0.0	22.464	0.00	0.00
37 BOYD, MICKEALA	0.00	0.0	22.987	0.00	0.00
29 BRODKORB, SIERRA	0.00	0.0	22.987	0.00	0.00
70 ZOMER, KIAH	0.00	0.0	23.075	0.00	0.00
54 THOMPSON, LACEY	0.00	0.0	23.075	0.00	0.00
74 VIZECKY, KATELYN	0.00	0.0	23.136	0.00	0.00
2 ULSCHMID, LANEY	0.00	0.0	23.420	0.00	0.00
49 COON, JORDAN	0.00	0.0	26.942	0.00	0.00
10 FOX, MAKAYLA	0.00	0.0	28.339	0.00	0.00
33 MARTENSON, MELODY	0.00	0.0	100.000	0.00	0.00
61 ROSS, KENNEDY	0.00	0.0	100.000	0.00	0.00
7 PARDY, KAYLA	0.00	0.0	100.000	0.00	0.00
63 OLSON, BAILEY	0.00	0.0	100.000	0.00	0.00

Event: Sr Girls Breakaway

Draw: Contestant	Event Points	Score	Time	All Around Points	Payout
24 KOEPEL, MORGAN	10.00	0.0	3.530	10.00	0.00
8 LUTTER, EMMA	9.00	0.0	3.630	9.00	0.00
33 DONNELLY, PAYTON	8.00	0.0	3.640	8.00	0.00
19 KAHNKE, EMILY	7.00	0.0	4.060	7.00	0.00
9 HEMMINGSON, KAYLA	6.00	0.0	4.440	6.00	0.00
4 PARKER, SUMMER	5.00	0.0	4.560	5.00	0.00
47 KAHNKE, EVIE	4.00	0.0	5.425	4.00	0.00
28 LOWE, FELICIA	3.00	0.0	5.500	3.00	0.00
53 VIZECKY, KATELYN	2.00	0.0	5.690	2.00	0.00
38 SWANSON, SHANNA	1.00	0.0	6.175	1.00	0.00
34 PULSCHER, JAYCIE	0.00	0.0	14.825	0.00	0.00
32 BERGESON, SAMANTHA	0.00	0.0	100.000	0.00	0.00
36 MUNSEN, KEAH	0.00	0.0	100.000	0.00	0.00
21 GONSOIR, JOELLEN	0.00	0.0	100.000	0.00	0.00
7 ELLIG, SHANNON	0.00	0.0	100.000	0.00	0.00
3 IOTT, BROOKE	0.00	0.0	100.000	0.00	0.00
6 COON, JORDAN	0.00	0.0	100.000	0.00	0.00
17 LEISCHNER, LEXY	0.00	0.0	100.000	0.00	0.00



Listing of Scores by Rodeo


CLARK COUNTY #1

1st Go

31 HUPP, JACEY	0.00	0.0	100.000	0.00	0.00
50 LEONHARDT, TYRA	0.00	0.0	100.000	0.00	0.00
10 WILLIAMS, JAICEE	0.00	0.0	100.000	0.00	0.00
16 RETZER, PRAIRIE	0.00	0.0	100.000	0.00	0.00
11 CONNOR, MAGGIE	0.00	0.0	100.000	0.00	0.00
35 BLOCK, HAILEY	0.00	0.0	100.000	0.00	0.00
2 LUTTER, SKYLER	0.00	0.0	100.000	0.00	0.00
23 DEARING, HALEY	0.00	0.0	100.000	0.00	0.00
43 RUSCHE, MADDIE	0.00	0.0	100.000	0.00	0.00
49 WOLLES, BRANDI	0.00	0.0	100.000	0.00	0.00
25 HELMER, KATE	0.00	0.0	100.000	0.00	0.00
51 GOERGEN, SIERRA	0.00	0.0	100.000	0.00	0.00
14 SCHAACK, MADDIE	0.00	0.0	100.000	0.00	0.00
39 WITTNEBEL, BRITTANY	0.00	0.0	100.000	0.00	0.00
44 OLSON, BAILEY	0.00	0.0	100.000	0.00	0.00
22 MCKENNEY, HARLEE	0.00	0.0	100.000	0.00	0.00
27 ADAMS, CHEYENNE	0.00	0.0	100.000	0.00	0.00
1 LOGAN, KORI	0.00	0.0	100.000	0.00	0.00
48 MENDEL, EMILEE	0.00	0.0	100.000	0.00	0.00
41 DONNELLY, JILL	0.00	0.0	100.000	0.00	0.00
37 STRAND, SHELBY	0.00	0.0	100.000	0.00	0.00
5 TEKRONY, KASSIDY	0.00	0.0	100.000	0.00	0.00
15 ALVAREZ, ZOE	0.00	0.0	100.000	0.00	0.00
40 ALVAREZ, ARIANNA	0.00	0.0	100.000	0.00	0.00
12 JANKORD, RONI	0.00	0.0	100.000	0.00	0.00
26 CHRISTENSEN, KAYSEE	0.00	0.0	100.000	0.00	0.00
45 NAGEL, CHEYLEE	0.00	0.0	100.000	0.00	0.00
29 NIEMANN, KARLY	0.00	0.0	100.000	0.00	0.00
13 BRODKORB, SIERRA	0.00	0.0	100.000	0.00	0.00
20 BRODKORB, SHEYANNE	0.00	0.0	100.000	0.00	0.00
30 BLATCHFORD, CAROLYN	0.00	0.0	100.000	0.00	0.00
46 SWANSON, SYDNEY	0.00	0.0	100.000	0.00	0.00
42 ADKINS, TORI	0.00	0.0	100.000	0.00	0.00
18 SCHULTZ, CHELSY	0.00	0.0	100.000	0.00	0.00
52 THOMPSON, LACEY	0.00	0.0	100.000	0.00	0.00

Event: Sr Girls Goats

Draw: Contestant	Event Points	Score	Time	All Around Points	Payout
26 DONNELLY, PAYTON	10.00	0.0	8.740	10.00	0.00
37 GOERGEN, SIERRA	9.00	0.0	8.790	9.00	0.00
2 BLOCK, HAILEY	8.00	0.0	9.160	8.00	0.00
36 WOLLES, KAYLA	7.00	0.0	9.190	7.00	0.00
3 LEONHARDT, TYRA	6.00	0.0	9.280	6.00	0.00
21 JOHNSON, SIARRA	5.00	0.0	9.830	5.00	0.00
25 MCKENNEY, HARLEE	4.00	0.0	10.130	4.00	0.00
20 KAHNKE, EMILY	3.00	0.0	10.350	3.00	0.00
1 HERRBOLDT, ABBY	2.00	0.0	10.420	2.00	0.00
11 SCHAACK, MADDIE	1.00	0.0	10.440	1.00	0.00
27 LUTTER, SKYLER	0.00	0.0	10.500	0.00	0.00
18 WILLIAMS, JAICEE	0.00	0.0	10.900	0.00	0.00
16 WITTNEBEL, BRITTANY	0.00	0.0	10.920	0.00	0.00
35 ALVAREZ, ARIANNA	0.00	0.0	11.200	0.00	0.00
7 FOX, MAKAYLA	0.00	0.0	11.900	0.00	0.00



Listing of Scores by Rodeo


CLARK COUNTY #1

1st Go

34	KAHNKE, EVIE	0.00	0.0	11.910	0.00	0.00
5	IOTT, BROOKE	0.00	0.0	11.920	0.00	0.00
29	BERGESON, SAMANTHA	0.00	0.0	12.240	0.00	0.00
9	ULSCHMID, LANEY	0.00	0.0	13.330	0.00	0.00
17	PULSCHER, JAYCIE	0.00	0.0	13.420	0.00	0.00
23	RETZER, PRAIRIE	0.00	0.0	13.560	0.00	0.00
13	BRAUN, KAYLEE	0.00	0.0	13.750	0.00	0.00
6	ALVAREZ, ZOE	0.00	0.0	13.790	0.00	0.00
4	CONNOR, MAGGIE	0.00	0.0	14.170	0.00	0.00
10	HAUGEN, AMANDA	0.00	0.0	14.430	0.00	0.00
14	KLEIN, KATHRYN	0.00	0.0	15.610	0.00	0.00
15	VAITH, LINDZIE	0.00	0.0	15.710	0.00	0.00
8	HOHN, ASHLEY	0.00	0.0	16.860	0.00	0.00
38	HOFFMAN, REBECCA	0.00	0.0	16.900	0.00	0.00
33	THOMPSON, LACEY	0.00	0.0	21.000	0.00	0.00
19	LOWE, FELICIA	0.00	0.0	22.370	0.00	0.00
32	HUPP, JACEY	0.00	0.0	100.000	0.00	0.00
22	ROSS, KENNEDY	0.00	0.0	100.000	0.00	0.00
31	DONNELLY, JILL	0.00	0.0	100.000	0.00	0.00
12	ROTHER, HUNTER	0.00	0.0	100.000	0.00	0.00
30	NAGEL, CHEYLEE	0.00	0.0	100.000	0.00	0.00
28	KLEIN, ROCHELLE	0.00	0.0	100.000	0.00	0.00
24	BLATCHFORD, CAROLYN	0.00	0.0	100.000	0.00	0.00

Event: Sr Girls Poles

Draw	Contestant	Event Points	Score	Time	All Around Points	Payout
34	MENDEL, EMILEE	10.00	0.0	21.501	10.00	0.00
25	DONNELLY, PAYTON	9.00	0.0	21.630	9.00	0.00
62	BOYD, KASSIDY	8.00	0.0	21.880	8.00	0.00
68	SCHAACK, MADDIE	7.00	0.0	21.898	7.00	0.00
21	BLOCK, HAILEY	6.00	0.0	22.002	6.00	0.00
3	HOUSEMAN, JENNA	5.00	0.0	22.438	5.00	0.00
13	ELLIG, SHANNON	4.00	0.0	22.486	4.00	0.00
27	WOLLES, BRANDI	3.00	0.0	22.494	3.00	0.00
17	WITTNEBEL, BRITTANY	2.00	0.0	22.811	2.00	0.00
57	MUSICK, TIERNEY	1.00	0.0	22.826	1.00	0.00
58	THOMPSON, LACEY	0.00	0.0	22.862	0.00	0.00
43	MCKENNEY, MALARY	0.00	0.0	22.896	0.00	0.00
39	KAHNKE, EVIE	0.00	0.0	22.915	0.00	0.00
11	STRAND, SHELBY	0.00	0.0	23.273	0.00	0.00
38	SWANSON, SYDNEY	0.00	0.0	23.592	0.00	0.00
53	KOEPSSELL, MORGAN	0.00	0.0	23.700	0.00	0.00
61	MOEN, VALERIE	0.00	0.0	23.896	0.00	0.00
41	BREITAG, MIRANDA	0.00	0.0	24.060	0.00	0.00
49	JOHNSON, SIARRA	0.00	0.0	24.153	0.00	0.00
65	KLEIN, ROCHELLE	0.00	0.0	24.280	0.00	0.00
10	MULLANEY, CASSIE	0.00	0.0	24.571	0.00	0.00
19	LUTTER, SKYLER	0.00	0.0	24.762	0.00	0.00
1	TEKRONY, KASSIDY	0.00	0.0	25.663	0.00	0.00
32	HOHN, ASHLEY	0.00	0.0	25.706	0.00	0.00
48	ULSCHMID, LANEY	0.00	0.0	25.737	0.00	0.00
4	BERGESON, SAMANTHA	0.00	0.0	25.957	0.00	0.00
66	RETZER, PRAIRIE	0.00	0.0	25.988	0.00	0.00



Listing of Scores by Rodeo


CLARK COUNTY #1

1st Go

5	HERRBOLDT, ABBY	0.00	0.0	26.111	0.00	0.00
44	KLEIN, KATHRYN	0.00	0.0	26.531	0.00	0.00
60	SWANSON, SHANNA	0.00	0.0	26.820	0.00	0.00
28	DIXON, DALLAS	0.00	0.0	27.279	0.00	0.00
16	SCHLUETER, KASI	0.00	0.0	27.395	0.00	0.00
45	SNYDER, PAIGE	0.00	0.0	27.909	0.00	0.00
22	HOFFMAN, REBECCA	0.00	0.0	27.914	0.00	0.00
26	HERR, ERIKA	0.00	0.0	27.949	0.00	0.00
35	LEISCHNER, LEXY	0.00	0.0	28.241	0.00	0.00
12	HAUGEN, AMANDA	0.00	0.0	28.275	0.00	0.00
24	BLATCHFORD, CAROLYN	0.00	0.0	28.334	0.00	0.00
29	DONNELLY, JILL	0.00	0.0	28.382	0.00	0.00
7	FOX, MAKAYLA	0.00	0.0	28.456	0.00	0.00
8	MUNSEN, KEAH	0.00	0.0	28.481	0.00	0.00
6	VAITH, LINDZIE	0.00	0.0	28.666	0.00	0.00
37	BRAUN, KAYLEE	0.00	0.0	28.855	0.00	0.00
36	VIZECKY, KATELYN	0.00	0.0	28.885	0.00	0.00
63	IOTT, BROOKE	0.00	0.0	28.901	0.00	0.00
2	RINAS, KAILEE	0.00	0.0	29.179	0.00	0.00
54	BOYD, MICKEALA	0.00	0.0	29.540	0.00	0.00
52	HAZEL, BRITTANY	0.00	0.0	30.056	0.00	0.00
64	HUPP, JACEY	0.00	0.0	30.954	0.00	0.00
15	NAGEL, CHEYLEE	0.00	0.0	31.468	0.00	0.00
47	CONNOR, MAGGIE	0.00	0.0	31.827	0.00	0.00
50	WOLLES, KAYLA	0.00	0.0	32.103	0.00	0.00
42	ADKINS, TORI	0.00	0.0	32.272	0.00	0.00
30	LUTTER, EMMA	0.00	0.0	33.954	0.00	0.00
9	HAUGEN, SARA	0.00	0.0	34.630	0.00	0.00
59	BRODKORB, SHEYANNE	0.00	0.0	35.719	0.00	0.00
20	CURRENCE, KENDRA	0.00	0.0	38.315	0.00	0.00
67	WILLIAMS, JAICEE	0.00	0.0	39.650	0.00	0.00
31	ZOMER, KIAH	0.00	0.0	40.537	0.00	0.00
40	COON, JORDAN	0.00	0.0	100.000	0.00	0.00
18	OLSON, SIDNEY	0.00	0.0	100.000	0.00	0.00
23	MARTENSON, MELODY	0.00	0.0	100.000	0.00	0.00
14	ROSS, KENNEDY	0.00	0.0	100.000	0.00	0.00
56	PARDY, KAYLA	0.00	0.0	100.000	0.00	0.00
33	DEARING, HALEY	0.00	0.0	100.000	0.00	0.00
51	PARKER, SUMMER	0.00	0.0	100.000	0.00	0.00
46	OLSON, BAILEY	0.00	0.0	100.000	0.00	0.00
55	ROTHER, HUNTER	0.00	0.0	100.000	0.00	0.00

Event: Sr. Ribbon Roping

Draw:	Contestant	Event Points	Score	Time	All Around Points	Payout
26	BRODKORB, SHEYANNE	10.00	0.0	6.430	10.00	0.00
10	HELMER, KATE	9.00	0.0	9.500	9.00	0.00
25	HUPP, JACEY	8.00	0.0	10.380	8.00	0.00
1	VIZECKY, KATELYN	7.00	0.0	12.440	7.00	0.00
17	LUTTER, EMMA	6.00	0.0	17.240	6.00	0.00
5	ADAMS, CHEYENNE	5.00	0.0	22.760	5.00	0.00
21	JANKORD, RONI	4.00	0.0	27.890	4.00	0.00
2	GONSOIR, JOELLEN	0.00	0.0	100.000	0.00	0.00
20	LEONHARDT, TYRA	0.00	0.0	100.000	0.00	0.00



Listing of Scores by Rodeo


CLARK COUNTY #1

1st Go

19 LUTTER, SKYLER	0.00	0.0	100.000	0.00	0.00
8 GOERGEN, SIERRA	0.00	0.0	100.000	0.00	0.00
18 PARKER, SUMMER	0.00	0.0	100.000	0.00	0.00
15 HEMMINGSON, KAYLA	0.00	0.0	100.000	0.00	0.00
12 SCHAACK, MADDIE	0.00	0.0	100.000	0.00	0.00
6 KAHNKE, EMILY	0.00	0.0	100.000	0.00	0.00
22 DONNELLY, JILL	0.00	0.0	100.000	0.00	0.00
13 STRAND, SHELBY	0.00	0.0	100.000	0.00	0.00
3 ALVAREZ, ZOE	0.00	0.0	100.000	0.00	0.00
11 CHRISTENSEN, KAYSEE	0.00	0.0	100.000	0.00	0.00
4 NAGEL, CHEYLEE	0.00	0.0	100.000	0.00	0.00
14 NIEMANN, KARLY	0.00	0.0	100.000	0.00	0.00
9 LOWE, FELICIA	0.00	0.0	100.000	0.00	0.00
16 BRODKORB, SIERRA	0.00	0.0	100.000	0.00	0.00
27 DONNELLY, PAYTON	0.00	0.0	100.000	0.00	0.00
24 SWANSON, SYDNEY	0.00	0.0	100.000	0.00	0.00
23 SWANSON, SHANNA	0.00	0.0	100.000	0.00	0.00
7 ALVAREZ, ARIANNA	0.00	0.0	100.000	0.00	0.00

Event: Sr. Team Roping

Draw: Contestant	Event Points	Score	Time	All Around Points	Payout
17 HUPP, JACEY (1)	10.00	0.0	11.320	10.00	0.00
17 JONES, BRODY (2)	10.00	0.0	11.320	10.00	0.00
6 JANDEL, CHANCE (1)	9.00	0.0	12.000	9.00	0.00
6 THELEN, JOHN (2)	9.00	0.0	12.000	9.00	0.00
21 FANNING, CAMERON (1)	8.00	0.0	15.880	8.00	0.00
21 RICHIE, NOLAN (2)	8.00	0.0	15.880	8.00	0.00
22 CHRISTENSEN, TYLER (1)	7.00	0.0	20.560	7.00	0.00
22 CHRISTENSEN, KAYSEE (2)	7.00	0.0	20.560	7.00	0.00
18 KAHNKE, EMILY (1)	6.00	0.0	23.940	6.00	0.00
18 KAHNKE, CHARLIE (2)	6.00	0.0	23.940	6.00	0.00
11 PARKER, CARTER (1)	5.00	0.0	28.090	5.00	0.00
11 HALVERSON, SCOTT (2)	5.00	0.0	28.090	5.00	0.00
25 STOLTENBURG, JACKSON (1)	4.00	0.0	32.950	4.00	0.00
25 PIEPER, ELI (2)	4.00	0.0	32.950	4.00	0.00
13 CARROL, COLLIN (1)	3.00	0.0	33.060	3.00	0.00
13 HENINGER, CASEY (2)	3.00	0.0	33.060	3.00	0.00
5 RUSCHE, BRANT (1)	2.00	0.0	42.700	2.00	0.00
5 NIEMANN, KARLY (2)	2.00	0.0	42.700	2.00	0.00
20 GONSOIR, JOELLEN (1)	0.00	0.0	100.000	0.00	0.00
3 POPHAM, CHANCE (1)	0.00	0.0	100.000	0.00	0.00
14 LEONHARDT, TYRA (1)	0.00	0.0	100.000	0.00	0.00
24 BLOCK, HAILEY (1)	0.00	0.0	100.000	0.00	0.00
2 CURRENCE, JOSH (1)	0.00	0.0	100.000	0.00	0.00
4 HELMER, KATE (1)	0.00	0.0	100.000	0.00	0.00
10 HEMMINGSON, KAYLA (1)	0.00	0.0	100.000	0.00	0.00
1 ADAMS, SUTTON (1)	0.00	0.0	100.000	0.00	0.00
8 TEKRONY, KASSIDY (1)	0.00	0.0	100.000	0.00	0.00
23 JANKORD, RONI (1)	0.00	0.0	100.000	0.00	0.00
16 NAGEL, CHEYLEE (1)	0.00	0.0	100.000	0.00	0.00
7 OIEN, LAKE (1)	0.00	0.0	100.000	0.00	0.00
15 DONNELLY, PAYTON (1)	0.00	0.0	100.000	0.00	0.00
9 SWANSON, SHANNA (1)	0.00	0.0	100.000	0.00	0.00



Listing of Scores by Rodeo

1st Go

12 KONTZ, BLAKE (1)	0.00	0.0	100.000	0.00	0.00
19 BOWES, LOGAN (1)	0.00	0.0	100.000	0.00	0.00
3 BACH, SETH (2)	0.00	0.0	100.000	0.00	0.00
20 WRIGHT, TREY (2)	0.00	0.0	100.000	0.00	0.00
14 LEONHARDT, MARK (2)	0.00	0.0	100.000	0.00	0.00
23 GOERGEN, SIERRA (2)	0.00	0.0	100.000	0.00	0.00
10 SCHAACK, MADDIE (2)	0.00	0.0	100.000	0.00	0.00
9 SCOTT, MICHAEL (2)	0.00	0.0	100.000	0.00	0.00
4 HOKANA, COLT (2)	0.00	0.0	100.000	0.00	0.00
16 MCKENNEY, CHAYSE (2)	0.00	0.0	100.000	0.00	0.00
1 ADAMS, CHEYENNE (2)	0.00	0.0	100.000	0.00	0.00
15 DONNELLY, JILL (2)	0.00	0.0	100.000	0.00	0.00
8 TEKRONY, MAVRIK (2)	0.00	0.0	100.000	0.00	0.00
2 PETERSON, TREVOR (2)	0.00	0.0	100.000	0.00	0.00
19 ROZELL, TUCKER (2)	0.00	0.0	100.000	0.00	0.00
7 OIEN, CAUY (2)	0.00	0.0	100.000	0.00	0.00
24 PETERSON, DEREK (2)	0.00	0.0	100.000	0.00	0.00
12 SCHNEIDER, COLE (2)	0.00	0.0	100.000	0.00	0.00