

South Dakota 4-H

Listing of Scores by Rodeo

07/28/2015

CLARK COUNTY #2

Page 1

1st Go

Event: Jr Boys Breakaway


Draw: Contestant	Event Points	Score	Time	All Around Points	Payout
24 MOODY, TATER	10.00	0.0	2.630	10.00	0.00
1 ESSER, TYLER	9.00	0.0	3.910	9.00	0.00
8 JOHNSON, TATE	8.00	0.0	4.080	8.00	0.00
9 MOODY, MASON	7.00	0.0	4.250	7.00	0.00
12 TEKRONY, JACE	6.00	0.0	5.140	6.00	0.00
14 ULLERICH, JACE	5.00	0.0	9.160	5.00	0.00
13 MOODY, TREY	4.00	0.0	14.660	4.00	0.00
10 ESSER, TOBIN	3.00	0.0	16.160	3.00	0.00
25 BACH, SAGE	0.00	0.0	100.000	0.00	0.00
3 JOHNSON, TYAN	0.00	0.0	100.000	0.00	0.00
2 SCHOENFELD, LANE	0.00	0.0	100.000	0.00	0.00
28 TEKRONY, JUSTIN	0.00	0.0	100.000	0.00	0.00
21 TEKRONY, KADEN	0.00	0.0	100.000	0.00	0.00
19 ULLERICH, REECE	0.00	0.0	100.000	0.00	0.00
16 SIEVERS, RYAN	0.00	0.0	100.000	0.00	0.00
6 WILLIAMS, STRAN	0.00	0.0	100.000	0.00	0.00
15 LEHMAN, CONNOR	0.00	0.0	100.000	0.00	0.00
20 MEYER, WILLIAM	0.00	0.0	100.000	0.00	0.00
27 MEYER, TATE	0.00	0.0	100.000	0.00	0.00
18 DYKEMA, REGAN	0.00	0.0	100.000	0.00	0.00
17 MOUSEL, JASE	0.00	0.0	100.000	0.00	0.00
23 MOUSEL, JACK	0.00	0.0	100.000	0.00	0.00
26 KRUEGER, DYLAN	0.00	0.0	100.000	0.00	0.00
11 HALVERSON, JOHN	0.00	0.0	100.000	0.00	0.00
22 OLSON, CHASE	0.00	0.0	100.000	0.00	0.00
4 PULSCHER, COLTON	0.00	0.0	100.000	0.00	0.00
5 BOWES, JAXON	0.00	0.0	100.000	0.00	0.00
7 SMITH, MAVERIC	0.00	0.0	100.000	0.00	0.00
29 WILLIAMS, BURKE	0.00	0.0	100.000	0.00	0.00

Event: Jr Boys Cattle Ridin

Draw: Contestant	Event Points	Score	Time	All Around Points	Payout
1 MERTENS, TUCKER	10.00	56.0	0.000	10.00	0.00
9 MEYER, TATE	9.00	54.0	0.000	9.00	0.00
3 JOHNSON, RYDER	8.00	50.0	0.000	8.00	0.00
10 LEHMAN, CONNOR	7.00	47.0	0.000	7.00	0.00
5 HEINZ, CARTER	6.00	45.0	0.000	6.00	0.00
8 DUTTER, PADRAIG	0.00	0.0	0.000	0.00	0.00
4 DUTTER, SEANPAT	0.00	0.0	0.000	0.00	0.00
6 JOHNSON, TATE	0.00	0.0	0.000	0.00	0.00
7 JOHNSON, TYAN	0.00	0.0	0.000	0.00	0.00
2 MOODY, MASON	0.00	0.0	0.000	0.00	0.00

Event: Jr Boys Flag Race

Draw: Contestant	Event Points	Score	Time	All Around Points	Payout
9 ULLERICH, REECE	10.00	0.0	9.966	10.00	0.00
3 MOODY, TATER	9.00	0.0	10.318	9.00	0.00
17 MOODY, MASON	8.00	0.0	10.413	8.00	0.00
19 HAUGEN, ELI	7.00	0.0	11.070	7.00	0.00
13 MEYER, WILLIAM	6.00	0.0	11.115	6.00	0.00
15 VAITH, KAIL	5.00	0.0	11.356	5.00	0.00




Listing of Scores by Rodeo

1st Go

31	TEKRONY, JUSTIN	4.00	0.0	11.362	4.00	0.00
11	TEKRONY, JACE	3.00	0.0	11.418	3.00	0.00
26	PODOLL, JACK	2.00	0.0	11.822	2.00	0.00
18	ULLERICH, JACE	1.00	0.0	11.948	1.00	0.00
2	WILLIAMS, BURKE	0.00	0.0	12.367	0.00	0.00
22	PAULSON, COLE	0.00	0.0	12.503	0.00	0.00
29	SMITH, MAVERIC	0.00	0.0	12.557	0.00	0.00
8	BLUE, SAMUEL	0.00	0.0	12.616	0.00	0.00
25	KRUEGER, DYLAN	0.00	0.0	13.910	0.00	0.00
10	HALVERSON, JOHN	0.00	0.0	14.183	0.00	0.00
6	MEYER, TATE	0.00	0.0	14.798	0.00	0.00
20	BACH, SAGE	0.00	0.0	100.000	0.00	0.00
5	JOHNSON, TATE	0.00	0.0	100.000	0.00	0.00
23	JOHNSON, TYAN	0.00	0.0	100.000	0.00	0.00
12	SCHOENFELD, LANE	0.00	0.0	100.000	0.00	0.00
24	TEKRONY, KADEN	0.00	0.0	100.000	0.00	0.00
7	SIEVERS, RYAN	0.00	0.0	100.000	0.00	0.00
28	WILLIAMS, STRAN	0.00	0.0	100.000	0.00	0.00
27	LEHMAN, CONNOR	0.00	0.0	100.000	0.00	0.00
14	MOODY, TREY	0.00	0.0	100.000	0.00	0.00
21	DYKEMA, REGAN	0.00	0.0	100.000	0.00	0.00
4	ESSER, TOBIN	0.00	0.0	100.000	0.00	0.00
16	ESSER, TYLER	0.00	0.0	100.000	0.00	0.00
30	WOLLES, CLAY	0.00	0.0	100.000	0.00	0.00
32	BOWES, JAXON	0.00	0.0	100.000	0.00	0.00
1	KOEPSSELL, KOLT	0.00	0.0	100.000	0.00	0.00

Event: Jr Boys Goats

Draw:	Contestant	Event Points	Score	Time	All Around Points	Payout
7	MOODY, TATER	10.00	0.0	11.680	10.00	0.00
33	BOWES, JAXON	9.00	0.0	12.620	9.00	0.00
18	ESSER, TOBIN	8.00	0.0	13.240	8.00	0.00
14	JOHNSON, TATE	7.00	0.0	13.560	7.00	0.00
17	PAULSON, COLE	6.00	0.0	14.850	6.00	0.00
27	JOHNSON, TYAN	5.00	0.0	15.240	5.00	0.00
24	HAUGEN, ELI	4.00	0.0	15.330	4.00	0.00
22	MOODY, MASON	3.00	0.0	15.940	3.00	0.00
28	WOLLES, CLAY	2.00	0.0	16.720	2.00	0.00
32	SIEVERS, RYAN	1.00	0.0	17.020	1.00	0.00
20	WILLIAMS, BURKE	0.00	0.0	17.440	0.00	0.00
26	VAITH, KAIL	0.00	0.0	18.210	0.00	0.00
12	WILLIAMS, STRAN	0.00	0.0	18.320	0.00	0.00
29	HALVERSON, JOHN	0.00	0.0	18.470	0.00	0.00
10	BLUE, SAMUEL	0.00	0.0	18.940	0.00	0.00
23	TEKRONY, JACE	0.00	0.0	19.280	0.00	0.00
31	ULLERICH, JACE	0.00	0.0	19.470	0.00	0.00
6	JOHNSON, CAMRON	0.00	0.0	20.060	0.00	0.00
2	MEYER, TATE	0.00	0.0	20.300	0.00	0.00
25	ESSER, TYLER	0.00	0.0	20.440	0.00	0.00
35	OLSON, CHASE	0.00	0.0	21.090	0.00	0.00
4	TEKRONY, KADEN	0.00	0.0	21.750	0.00	0.00
3	BACH, SAGE	0.00	0.0	22.520	0.00	0.00
9	ROSE, HUNTER	0.00	0.0	23.520	0.00	0.00



South Dakota 4-H

Listing of Scores by Rodeo

07/28/2015

CLARK COUNTY #2


Page 3

1st Go

5 PULSCHER, COLTON	0.00	0.0	26.130	0.00	0.00
11 TEKRONY, JUSTIN	0.00	0.0	28.580	0.00	0.00
21 SCHOENFELD, LANE	0.00	0.0	100.000	0.00	0.00
34 JOHNSON, BENNETT	0.00	0.0	100.000	0.00	0.00
13 ULLERICH, REECE	0.00	0.0	100.000	0.00	0.00
36 MOODY, TREY	0.00	0.0	100.000	0.00	0.00
30 MEYER, WILLIAM	0.00	0.0	100.000	0.00	0.00
16 DYKEMA, REGAN	0.00	0.0	100.000	0.00	0.00
1 ROSE, DONOVAN	0.00	0.0	100.000	0.00	0.00
19 DYKEMA, RYLAN	0.00	0.0	100.000	0.00	0.00
15 SMITH, MAVERIC	0.00	0.0	100.000	0.00	0.00
8 PODOLL, JACK	0.00	0.0	100.000	0.00	0.00

Event: Jr Girls Barrels

Draw: Contestant	Event Points	Score	Time	All Around Points	Payout
42 NAGEL, SHALAYNE	10.00	0.0	17.967	10.00	0.00
22 HARRINGTON, TANA	9.00	0.0	18.023	9.00	0.00
10 RICHIE, ABBY	8.00	0.0	18.132	8.00	0.00
35 WESTPHAL, KATELYNN	7.00	0.0	18.204	7.00	0.00
41 RETZER, KODI	6.00	0.0	18.323	6.00	0.00
26 BOYD, MADDY	5.00	0.0	18.372	5.00	0.00
4 HENKEL, TAYLOR	4.00	0.0	18.578	4.00	0.00
25 LANG, SHELBY	3.00	0.0	18.665	3.00	0.00
12 KOEPESELL, MADISEN	2.00	0.0	18.767	2.00	0.00
18 PODOLL, DANIELLE	1.00	0.0	18.875	1.00	0.00
36 MERTENS, HARMONY	0.00	0.0	18.933	0.00	0.00
17 MOODY, MADI	0.00	0.0	18.980	0.00	0.00
2 MACCONNELL, KYLA	0.00	0.0	19.080	0.00	0.00
40 WIENTJES, CHANNING	0.00	0.0	19.179	0.00	0.00
33 REINDERS, TORY	0.00	0.0	19.273	0.00	0.00
43 ANDERSON, CALLY	0.00	0.0	19.476	0.00	0.00
8 WITTNEBEL, ADDYSON	0.00	0.0	19.560	0.00	0.00
9 JENC, SAMANTHA	0.00	0.0	19.692	0.00	0.00
37 ROTHER, CIARA	0.00	0.0	19.720	0.00	0.00
20 BREEN, TIERNEY	0.00	0.0	19.787	0.00	0.00
27 SWANSON, SAMANTHA	0.00	0.0	19.819	0.00	0.00
24 HUNTER, DEVIN	0.00	0.0	20.198	0.00	0.00
6 HARRINGTON, TYRA	0.00	0.0	20.374	0.00	0.00
13 ANDERSON, CAMY	0.00	0.0	20.417	0.00	0.00
32 SIK, NATILEE	0.00	0.0	20.509	0.00	0.00
29 MENDEL, ELIZABETH	0.00	0.0	20.525	0.00	0.00
21 RICHIE, EMILY	0.00	0.0	20.532	0.00	0.00
38 PIEPER, ELLE	0.00	0.0	20.863	0.00	0.00
16 YORK, SHAELYN	0.00	0.0	21.015	0.00	0.00
47 SIK, TAYLOR	0.00	0.0	21.025	0.00	0.00
30 SHERIDAN, TATUM	0.00	0.0	21.399	0.00	0.00
11 WESTPHAL, LACEY	0.00	0.0	21.604	0.00	0.00
5 OIEN, PAIGE	0.00	0.0	21.645	0.00	0.00
31 YESKE, EMMA	0.00	0.0	21.823	0.00	0.00
44 BERGESON, JAMI	0.00	0.0	22.303	0.00	0.00
28 SANDLAND, KAITLYN	0.00	0.0	23.020	0.00	0.00
7 MOODY, TEYANA	0.00	0.0	25.276	0.00	0.00
45 MCGIRR, JAZZLYN	0.00	0.0	25.437	0.00	0.00



South Dakota 4-H

Listing of Scores by Rodeo

07/28/2015

CLARK COUNTY #2

Page 4

1st Go


46	MUNSEN, CHLOE	0.00	0.0	25.728	0.00	0.00
15	KLEIN, MAGGIE	0.00	0.0	26.101	0.00	0.00
34	JOHNSON, KATE	0.00	0.0	30.280	0.00	0.00
23	DUTTER, GRAINNE	0.00	0.0	100.000	0.00	0.00
3	SIPPEL, SAGE	0.00	0.0	100.000	0.00	0.00
19	ELLINGSEN, CHLOE	0.00	0.0	100.000	0.00	0.00
14	HENKEL, ALLY	0.00	0.0	100.000	0.00	0.00
39	BLUE, RACHEL	0.00	0.0	100.000	0.00	0.00
1	DONNELLY, RILEY	0.00	0.0	100.000	0.00	0.00

Event: Jr Girls Breakaway

Draw: Contestant	Event Points	Score	Time	All Around Points	Payout
9 KOEPEL, MADISEN	10.00	0.0	5.530	10.00	0.00
14 OIEN, PAIGE	9.00	0.0	6.040	9.00	0.00
23 ANDERSON, CAMY	8.00	0.0	7.100	8.00	0.00
10 HARRINGTON, TYRA	0.00	0.0	100.000	0.00	0.00
12 BERGESON, JAMI	0.00	0.0	100.000	0.00	0.00
3 MUNSEN, CHLOE	0.00	0.0	100.000	0.00	0.00
19 SIPPEL, SAGE	0.00	0.0	100.000	0.00	0.00
16 WESTPHAL, KATELYNN	0.00	0.0	100.000	0.00	0.00
17 MOODY, MADI	0.00	0.0	100.000	0.00	0.00
7 SANDLAND, KAITLYN	0.00	0.0	100.000	0.00	0.00
22 RETZER, KODI	0.00	0.0	100.000	0.00	0.00
20 SCHMIDT, CAMRYN	0.00	0.0	100.000	0.00	0.00
21 BREEN, TIERNEY	0.00	0.0	100.000	0.00	0.00
15 HEMMINGSON, SARA	0.00	0.0	100.000	0.00	0.00
4 MOUSEL, JOSIE	0.00	0.0	100.000	0.00	0.00
11 RICHIE, EMILY	0.00	0.0	100.000	0.00	0.00
24 RICHIE, ABBY	0.00	0.0	100.000	0.00	0.00
18 WITTNEBEL, ADDYSON	0.00	0.0	100.000	0.00	0.00
2 HENKEL, TAYLOR	0.00	0.0	100.000	0.00	0.00
13 NAGEL, SHALAYNE	0.00	0.0	100.000	0.00	0.00
5 ANDERSON, CALLY	0.00	0.0	100.000	0.00	0.00
8 HANSON, MIRANDA	0.00	0.0	100.000	0.00	0.00
6 DONNELLY, RILEY	0.00	0.0	100.000	0.00	0.00
1 KONTZ, MADISON	0.00	0.0	100.000	0.00	0.00

Event: Jr Girls Goats

Draw: Contestant	Event Points	Score	Time	All Around Points	Payout
19 HEMMINGSON, SARA	10.00	0.0	9.370	10.00	0.00
17 KONTZ, MADISON	9.00	0.0	9.880	9.00	0.00
2 DONNELLY, RILEY	8.00	0.0	10.970	8.00	0.00
20 MCGIRR, JAZZLYN	7.00	0.0	11.010	7.00	0.00
5 HARRINGTON, TANA	6.00	0.0	11.490	6.00	0.00
26 REINDERS, TORY	5.00	0.0	11.800	5.00	0.00
9 WITTNEBEL, KYLIE	4.00	0.0	11.880	4.00	0.00
21 LANG, SHELBY	3.00	0.0	12.310	3.00	0.00
37 SANDLAND, KAITLYN	2.00	0.0	12.750	2.00	0.00
15 ANDERSON, CAMY	1.00	0.0	12.940	1.00	0.00
18 BREEN, TIERNEY	0.00	0.0	12.970	0.00	0.00
7 KLEIN, MAGGIE	0.00	0.0	13.060	0.00	0.00
16 PODOLL, DANIELLE	0.00	0.0	13.080	0.00	0.00
31 RICHIE, ABBY	0.00	0.0	13.170	0.00	0.00
29 HUNTER, DEVIN	0.00	0.0	13.440	0.00	0.00



Listing of Scores by Rodeo


CLARK COUNTY #2

1st Go

8 SHERIDAN, TATUM	0.00	0.0	13.530	0.00	0.00
25 NAGEL, SHALAYNE	0.00	0.0	13.940	0.00	0.00
35 HANSON, MIRANDA	0.00	0.0	14.240	0.00	0.00
14 WITTNEBEL, ADDYSON	0.00	0.0	14.840	0.00	0.00
13 MOODY, TEYANA	0.00	0.0	15.550	0.00	0.00
34 RETZER, KODI	0.00	0.0	15.930	0.00	0.00
30 ANDERSON, CALLY	0.00	0.0	18.470	0.00	0.00
11 KOEPESELL, MADISEN	0.00	0.0	19.220	0.00	0.00
23 BERGESON, JAMI	0.00	0.0	19.530	0.00	0.00
32 BOYD, MADDY	0.00	0.0	20.100	0.00	0.00
22 JOHNSON, SIDNEY	0.00	0.0	21.240	0.00	0.00
6 HENKEL, TAYLOR	0.00	0.0	22.720	0.00	0.00
12 HENKEL, ALLY	0.00	0.0	24.770	0.00	0.00
33 LEISETH, HOLLY	0.00	0.0	25.770	0.00	0.00
10 SIPPEL, SAGE	0.00	0.0	27.980	0.00	0.00
1 IOTT, SADIE	0.00	0.0	100.000	0.00	0.00
27 ELLINGSEN, CHLOE	0.00	0.0	100.000	0.00	0.00
36 MOODY, MADI	0.00	0.0	100.000	0.00	0.00
28 RICHIE, EMILY	0.00	0.0	100.000	0.00	0.00
4 JOHNSON, KATE	0.00	0.0	100.000	0.00	0.00
3 ROTHER, CIARA	0.00	0.0	100.000	0.00	0.00
38 SHERIDAN, GRACEY	0.00	0.0	100.000	0.00	0.00
39 BLUE, RACHEL	0.00	0.0	100.000	0.00	0.00
24 WIENTJES, CHANNING	0.00	0.0	100.000	0.00	0.00
40 MARTIN, TOMMIE	0.00	0.0	100.000	0.00	0.00

Event: Jr Girls Poles

Draw: Contestant	Event Points	Score	Time	All Around Points	Payout
50 MOODY, MADI	10.00	0.0	21.917	10.00	0.00
13 BOYD, MADDY	9.00	0.0	22.591	9.00	0.00
28 SWANSON, SAMANTHA	8.00	0.0	23.053	8.00	0.00
7 DONNELLY, RILEY	7.00	0.0	23.176	7.00	0.00
1 ROTHER, CIARA	6.00	0.0	23.571	6.00	0.00
26 PODOLL, DANIELLE	5.00	0.0	23.733	5.00	0.00
25 NAGEL, SHALAYNE	4.00	0.0	23.769	4.00	0.00
35 RICHIE, ABBY	3.00	0.0	24.045	3.00	0.00
16 MENDEL, ELIZABETH	2.00	0.0	24.137	2.00	0.00
24 RETZER, KODI	1.00	0.0	24.237	1.00	0.00
36 RICHIE, EMILY	0.00	0.0	24.272	0.00	0.00
11 HENKEL, TAYLOR	0.00	0.0	24.359	0.00	0.00
10 WITTNEBEL, ADDYSON	0.00	0.0	24.462	0.00	0.00
31 WESTPHAL, KATELYNN	0.00	0.0	24.700	0.00	0.00
49 KLEIN, MAGGIE	0.00	0.0	26.810	0.00	0.00
48 SHERIDAN, TATUM	0.00	0.0	27.168	0.00	0.00
14 BREEN, TIERNEY	0.00	0.0	27.380	0.00	0.00
38 BLUE, RACHEL	0.00	0.0	27.710	0.00	0.00
23 SANDLAND, KAITLYN	0.00	0.0	27.812	0.00	0.00
30 JOHNSON, SIDNEY	0.00	0.0	28.606	0.00	0.00
34 HARRINGTON, TYRA	0.00	0.0	28.933	0.00	0.00
27 KOEPESELL, MADISEN	0.00	0.0	29.328	0.00	0.00
17 WITTNEBEL, KYLIE	0.00	0.0	29.975	0.00	0.00
3 SIK, NATILEE	0.00	0.0	30.047	0.00	0.00
5 LANG, SHELBY	0.00	0.0	30.247	0.00	0.00



South Dakota 4-H

Listing of Scores by Rodeo

07/28/2015

CLARK COUNTY #2

Page 6

1st Go


46	HARRINGTON, TANA	0.00	0.0	30.417	0.00	0.00
29	HUNTER, DEVIN	0.00	0.0	30.714	0.00	0.00
44	HENKEL, ALLY	0.00	0.0	30.988	0.00	0.00
20	ANDERSON, CALLY	0.00	0.0	31.069	0.00	0.00
22	MCGIRR, JAZZLYN	0.00	0.0	31.141	0.00	0.00
45	MOUSEL, JOSIE	0.00	0.0	31.186	0.00	0.00
52	SIK, TAYLOR	0.00	0.0	31.907	0.00	0.00
6	MARTIN, TOMMIE	0.00	0.0	32.388	0.00	0.00
12	MUNSEN, CHLOE	0.00	0.0	32.658	0.00	0.00
41	REINDERS, TORY	0.00	0.0	33.057	0.00	0.00
2	WIENJES, CHANNING	0.00	0.0	34.896	0.00	0.00
39	MERTENS, HARMONY	0.00	0.0	34.940	0.00	0.00
9	JOHNSON, KATE	0.00	0.0	35.127	0.00	0.00
32	IOTT, SADIE	0.00	0.0	35.341	0.00	0.00
8	SHERIDAN, GRACEY	0.00	0.0	35.652	0.00	0.00
40	LEISETH, HOLLY	0.00	0.0	36.111	0.00	0.00
4	BERGESON, JAMI	0.00	0.0	36.312	0.00	0.00
47	JENC, SAMANTHA	0.00	0.0	39.116	0.00	0.00
51	WESTPHAL, LACEY	0.00	0.0	39.421	0.00	0.00
15	DUTTER, GRAINNE	0.00	0.0	100.000	0.00	0.00
33	SIPPEL, SAGE	0.00	0.0	100.000	0.00	0.00
43	ELLINGSEN, CHLOE	0.00	0.0	100.000	0.00	0.00
37	ROWEN, KENEDEE	0.00	0.0	100.000	0.00	0.00
18	BOYD, RACHEL	0.00	0.0	100.000	0.00	0.00
19	YORK, SHAELYN	0.00	0.0	100.000	0.00	0.00
21	PIEPER, ELLE	0.00	0.0	100.000	0.00	0.00
42	YESKE, EMMA	0.00	0.0	100.000	0.00	0.00

Event: Jr Jr Barrels

Draw:	Contestant	Event Points	Score	Time	All Around Points	Payout
7	MOUSEL, JOSIE	10.00	0.0	17.791	10.00	0.00
5	SIEVERS, RYAN	9.00	0.0	18.988	9.00	0.00
9	MOODY, TREY	8.00	0.0	19.116	8.00	0.00
16	JOHNSON, SIDNEY	7.00	0.0	20.678	7.00	0.00
4	MARTIN, TOMMIE	6.00	0.0	20.959	6.00	0.00
17	ROWEN, KENEDEE	5.00	0.0	21.583	5.00	0.00
2	IOTT, SADIE	4.00	0.0	21.749	4.00	0.00
6	PODOLL, JACK	3.00	0.0	22.360	3.00	0.00
1	SHERIDAN, GRACEY	2.00	0.0	23.039	2.00	0.00
8	WITTNEBEL, KYLIE	1.00	0.0	24.128	1.00	0.00
12	KOEPSSELL, KOLT	0.00	0.0	26.358	0.00	0.00
18	MERTENS, STERLING	0.00	0.0	27.136	0.00	0.00
14	BOYD, RACHEL	0.00	0.0	27.471	0.00	0.00
19	LEISETH, HOLLY	0.00	0.0	28.328	0.00	0.00
11	BOYD, BRAXON	0.00	0.0	28.440	0.00	0.00
15	MUNSEN, KIRSTIE	0.00	0.0	29.881	0.00	0.00
3	DYKEMA, RYLAN	0.00	0.0	100.000	0.00	0.00
13	OLSON, CHASE	0.00	0.0	100.000	0.00	0.00
10	BLUE, SAMUEL	0.00	0.0	100.000	0.00	0.00

Event: Jr Jr Flag Race

Draw:	Contestant	Event Points	Score	Time	All Around Points	Payout
8	MOODY, TEYANA	10.00	0.0	11.658	10.00	0.00
10	WITTNEBEL, KYLIE	9.00	0.0	11.926	9.00	0.00



South Dakota 4-H

Listing of Scores by Rodeo

07/28/2015

CLARK COUNTY #2

Page 7

1st Go

12 OLSON, CHASE	8.00	0.0	13.066	8.00	0.00
11 BOYD, RACHEL	7.00	0.0	14.905	7.00	0.00
7 MUNSEN, KIRSTIE	6.00	0.0	15.012	6.00	0.00
1 IOTT, SADIE	5.00	0.0	17.312	5.00	0.00
4 BOYD, BRAXON	4.00	0.0	20.893	4.00	0.00
3 LEISETH, HOLLY	3.00	0.0	21.070	3.00	0.00
15 JOHNSON, CAMRON	0.00	0.0	100.000	0.00	0.00
2 JOHNSON, BENNETT	0.00	0.0	100.000	0.00	0.00
16 MOUSEL, JASE	0.00	0.0	100.000	0.00	0.00
5 MOUSEL, JACK	0.00	0.0	100.000	0.00	0.00
14 ROSE, DONOVAN	0.00	0.0	100.000	0.00	0.00
13 ROWEN, KENEDEE	0.00	0.0	100.000	0.00	0.00
6 ROSE, HUNTER	0.00	0.0	100.000	0.00	0.00
9 DYKEMA, RYLAN	0.00	0.0	100.000	0.00	0.00

Event: Sr Boys Bareback Rid

Draw: Contestant	Event Points	Score	Time	All Around Points	Payout
1 HOKANA, COLT	10.00	56.0	0.000	10.00	0.00

Event: Sr Boys Saddle Bronc


Draw: Contestant	Event Points	Score	Time	All Around Points	Payout
1 THELEN, JOHN	0.00	0.0	0.000	0.00	0.00
2 SMITH, COOPER	0.00	0.0	0.000	0.00	0.00
4 PETERSON, DEREK	0.00	0.0	0.000	0.00	0.00
3 HENINGER, CASEY	0.00	0.0	0.000	0.00	0.00

Event: Sr Boys Str Wrstlng

Draw: Contestant	Event Points	Score	Time	All Around Points	Payout
1 HALVERSON, SCOTT	10.00	0.0	24.880	10.00	0.00
6 WRIGHT, TREY	0.00	0.0	100.000	0.00	0.00
3 RICHIE, NOLAN	0.00	0.0	100.000	0.00	0.00
4 ADAMS, SUTTON	0.00	0.0	100.000	0.00	0.00
7 JONES, BRODY	0.00	0.0	100.000	0.00	0.00
5 SMITH, COOPER	0.00	0.0	100.000	0.00	0.00
2 FANNING, CAMERON	0.00	0.0	100.000	0.00	0.00

Event: Sr Boys Tie Down

Draw: Contestant	Event Points	Score	Time	All Around Points	Payout
9 RICHIE, NOLAN	10.00	0.0	7.560	10.00	0.00
3 HALVERSON, SCOTT	9.00	0.0	13.950	9.00	0.00
22 SCHNEIDER, COLE	8.00	0.0	16.630	8.00	0.00
21 KAHNKE, CHARLIE	7.00	0.0	20.420	7.00	0.00
1 HOKANA, COLT	6.00	0.0	23.320	6.00	0.00
12 RUSCHE, BRANT	5.00	0.0	25.960	5.00	0.00
19 PARKER, CARTER	4.00	0.0	26.990	4.00	0.00
7 POPHAM, CHANCE	3.00	0.0	27.760	3.00	0.00
4 BACH, SETH	0.00	0.0	100.000	0.00	0.00
17 WRIGHT, TREY	0.00	0.0	100.000	0.00	0.00
8 THELEN, JOHN	0.00	0.0	100.000	0.00	0.00
18 LEONHARDT, MARK	0.00	0.0	100.000	0.00	0.00
2 MCKENNEY, CHAYSE	0.00	0.0	100.000	0.00	0.00
11 ADAMS, SUTTON	0.00	0.0	100.000	0.00	0.00
20 BOWES, LOGAN	0.00	0.0	100.000	0.00	0.00
6 PETERSON, TREVOR	0.00	0.0	100.000	0.00	0.00
13 ROZELL, TUCKER	0.00	0.0	100.000	0.00	0.00



South Dakota 4-H

Listing of Scores by Rodeo

07/28/2015

CLARK COUNTY #2

Page 8

1st Go


5 JONES, BRODY	0.00	0.0	100.000	0.00	0.00
15 CHRISTENSEN, TYLER	0.00	0.0	100.000	0.00	0.00
10 PETERSON, DEREK	0.00	0.0	100.000	0.00	0.00
14 FANNING, CAMERON	0.00	0.0	100.000	0.00	0.00
16 KONTZ, BLAKE	0.00	0.0	100.000	0.00	0.00

Event: Sr Bull Riding

Draw: Contestant	Event Points	Score	Time	All Around Points	Payout
5 SCHULTZ, GAVIN	10.00	63.0	0.000	10.00	0.00
7 PERRY, WYATT	0.00	0.0	0.000	0.00	0.00
2 PEITZ, ISAAK	0.00	0.0	0.000	0.00	0.00
3 MACCONNELL, CLAY	0.00	0.0	0.000	0.00	0.00
1 MACCONNELL, SKYLAR	0.00	0.0	0.000	0.00	0.00
8 RICE, DYLAN	0.00	0.0	0.000	0.00	0.00
6 PIEPER, ELI	0.00	0.0	0.000	0.00	0.00
10 PECHOUS, DOMMONICK	0.00	0.0	0.000	0.00	0.00
4 BLUME, KYLE	0.00	0.0	0.000	0.00	0.00
9 HENINGER, CASEY	0.00	0.0	0.000	0.00	0.00

Event: Sr Girls Barrels

Draw: Contestant	Event Points	Score	Time	All Around Points	Payout
2 HOUSEMAN, JENNA	10.00	0.0	16.668	10.00	0.00
10 BLOCK, HAILEY	9.00	0.0	17.468	9.00	0.00
71 MENDEL, EMILEE	8.00	0.0	17.540	8.00	0.00
74 BOYD, KASSIDY	7.00	0.0	17.638	7.00	0.00
33 LEONHARDT, TYRA	6.00	0.0	17.778	6.00	0.00
1 NIEMANN, KARLY	5.00	0.0	17.820	5.00	0.00
45 WOLLES, BRANDI	4.00	0.0	17.883	4.00	0.00
6 STRAND, SHELBY	3.00	0.0	17.913	3.00	0.00
70 WOLLES, KAYLA	2.00	0.0	17.996	2.00	0.00
17 SNYDER, PAIGE	1.00	0.0	18.050	1.00	0.00
60 DIXON, DALLAS	0.00	0.0	18.105	0.00	0.00
77 WITTNEBEL, BRITTANY	0.00	0.0	18.125	0.00	0.00
63 SWANSON, SHANNA	0.00	0.0	18.245	0.00	0.00
14 LUTTER, EMMA	0.00	0.0	18.252	0.00	0.00
18 BREITAG, MIRANDA	0.00	0.0	18.293	0.00	0.00
37 DONNELLY, PAYTON	0.00	0.0	18.333	0.00	0.00
59 WILLIAMS, JAICEE	0.00	0.0	18.397	0.00	0.00
8 VAITH, LINDZIE	0.00	0.0	18.421	0.00	0.00
39 BRODKORB, SIERRA	0.00	0.0	18.542	0.00	0.00
48 HUPP, JACEY	0.00	0.0	18.596	0.00	0.00
46 CONNOR, MAGGIE	0.00	0.0	18.618	0.00	0.00
30 VIZECKY, KATELYN	0.00	0.0	18.761	0.00	0.00
19 KLEIN, ROCHELLE	0.00	0.0	18.762	0.00	0.00
40 RETZER, PRAIRIE	0.00	0.0	18.792	0.00	0.00
13 MCKENNEY, MALARY	0.00	0.0	18.901	0.00	0.00
3 KAHNKE, EMILY	0.00	0.0	18.949	0.00	0.00
29 GOERGEN, SIERRA	0.00	0.0	19.002	0.00	0.00
50 MOEN, VALERIE	0.00	0.0	19.195	0.00	0.00
22 IOTT, BROOKE	0.00	0.0	19.227	0.00	0.00
23 KOEPESELL, MORGAN	0.00	0.0	19.298	0.00	0.00
66 SCHAACK, MADDIE	0.00	0.0	19.330	0.00	0.00
56 LUTTER, SKYLER	0.00	0.0	19.398	0.00	0.00
15 HAUGEN, AMANDA	0.00	0.0	19.427	0.00	0.00




Listing of Scores by Rodeo

1st Go

7	LOWE, FELICIA	0.00	0.0	19.486	0.00	0.00
68	SILDE, SHIANN	0.00	0.0	19.516	0.00	0.00
47	BOYD, MICKEALA	0.00	0.0	19.644	0.00	0.00
16	SCHULTZ, CHELSY	0.00	0.0	19.645	0.00	0.00
57	LEISCHNER, LEXY	0.00	0.0	19.680	0.00	0.00
44	KRAUS, ALEX	0.00	0.0	19.778	0.00	0.00
76	BRAUN, KAYLEE	0.00	0.0	19.838	0.00	0.00
27	HERRBOLDT, ABBY	0.00	0.0	19.847	0.00	0.00
65	ELLIG, SHANNON	0.00	0.0	20.060	0.00	0.00
25	MUSICK, TIERNEY	0.00	0.0	20.064	0.00	0.00
75	FOX, MAKAYLA	0.00	0.0	20.109	0.00	0.00
12	JOHNSON, SIARRA	0.00	0.0	20.115	0.00	0.00
28	SELLECK, OLIVIA	0.00	0.0	20.200	0.00	0.00
34	ROTHER, HUNTER	0.00	0.0	20.228	0.00	0.00
61	CURRENCE, KENDRA	0.00	0.0	20.315	0.00	0.00
43	DEARING, HALEY	0.00	0.0	20.558	0.00	0.00
21	HAZEL, BRITTANY	0.00	0.0	20.560	0.00	0.00
36	JANKORD, RONI	0.00	0.0	20.820	0.00	0.00
78	MICHELS, TORRIE	0.00	0.0	21.008	0.00	0.00
31	MULLANEY, CASSIE	0.00	0.0	21.058	0.00	0.00
73	ADKINS, TORI	0.00	0.0	21.213	0.00	0.00
55	KAHNKE, EVIE	0.00	0.0	21.253	0.00	0.00
69	HOHN, ASHLEY	0.00	0.0	21.312	0.00	0.00
67	BLATCHFORD, CAROLYN	0.00	0.0	21.315	0.00	0.00
20	HAUGEN, SARA	0.00	0.0	21.371	0.00	0.00
72	ULSCHMID, LANEY	0.00	0.0	21.401	0.00	0.00
4	MUNSEN, KEAH	0.00	0.0	21.776	0.00	0.00
62	TEKRONY, KASSIDY	0.00	0.0	21.868	0.00	0.00
42	NAGEL, CHEYLEE	0.00	0.0	22.113	0.00	0.00
54	HOFFMAN, REBECCA	0.00	0.0	22.212	0.00	0.00
26	THOMPSON, LACEY	0.00	0.0	22.506	0.00	0.00
49	PARKER, SUMMER	0.00	0.0	23.031	0.00	0.00
32	MCKENNEY, HARLEE	0.00	0.0	23.052	0.00	0.00
58	BERGESON, SAMANTHA	0.00	0.0	23.771	0.00	0.00
52	KLEIN, KATHRYN	0.00	0.0	25.406	0.00	0.00
64	COON, JORDAN	0.00	0.0	100.000	0.00	0.00
38	OLSON, SIDNEY	0.00	0.0	100.000	0.00	0.00
35	MARTENSON, MELODY	0.00	0.0	100.000	0.00	0.00
9	ROSS, KENNEDY	0.00	0.0	100.000	0.00	0.00
11	PARDY, KAYLA	0.00	0.0	100.000	0.00	0.00
41	OLSON, BAILEY	0.00	0.0	100.000	0.00	0.00
53	DONNELLY, JILL	0.00	0.0	100.000	0.00	0.00
5	SWANSON, SYDNEY	0.00	0.0	100.000	0.00	0.00
51	ZOMER, KIAH	0.00	0.0	100.000	0.00	0.00
24	RINAS, KAILEE	0.00	0.0	100.000	0.00	0.00

Event: Sr Girls Breakaway

Draw	Contestant	Event Points	Score	Time	All Around Points	Payout
48	DONNELLY, PAYTON	10.00	0.0	2.610	10.00	0.00
50	GOERGEN, SIERRA	9.00	0.0	4.130	9.00	0.00
10	LOWE, FELICIA	8.00	0.0	4.300	8.00	0.00
36	PARKER, SUMMER	7.00	0.0	4.570	7.00	0.00
26	HUPP, JACEY	6.00	0.0	4.610	6.00	0.00



Listing of Scores by Rodeo


CLARK COUNTY #2

1st Go

20 MENDEL, EMILEE	5.00	0.0	4.670	5.00	0.00
52 SWANSON, SHANNA	4.00	0.0	5.160	4.00	0.00
32 BRODKORB, SIERRA	3.00	0.0	5.300	3.00	0.00
41 NIEMANN, KARLY	2.00	0.0	5.830	2.00	0.00
43 HELMER, KATE	1.00	0.0	13.300	1.00	0.00
29 LUTTER, EMMA	0.00	0.0	13.470	0.00	0.00
5 KOEPESELL, MORGAN	0.00	0.0	13.700	0.00	0.00
39 MCKENNEY, HARLEE	0.00	0.0	13.760	0.00	0.00
8 BERGESON, SAMANTHA	0.00	0.0	100.000	0.00	0.00
16 MUNSEN, KEAH	0.00	0.0	100.000	0.00	0.00
51 GONSOIR, JOELLEN	0.00	0.0	100.000	0.00	0.00
38 ELLIG, SHANNON	0.00	0.0	100.000	0.00	0.00
23 IOTT, BROOKE	0.00	0.0	100.000	0.00	0.00
6 COON, JORDAN	0.00	0.0	100.000	0.00	0.00
30 LEISCHNER, LEXY	0.00	0.0	100.000	0.00	0.00
53 VIZECKY, KATELYN	0.00	0.0	100.000	0.00	0.00
11 LEONHARDT, TYRA	0.00	0.0	100.000	0.00	0.00
40 WILLIAMS, JAICEE	0.00	0.0	100.000	0.00	0.00
49 RETZER, PRAIRIE	0.00	0.0	100.000	0.00	0.00
7 CONNOR, MAGGIE	0.00	0.0	100.000	0.00	0.00
47 BLOCK, HAILEY	0.00	0.0	100.000	0.00	0.00
35 LUTTER, SKYLER	0.00	0.0	100.000	0.00	0.00
18 DEARING, HALEY	0.00	0.0	100.000	0.00	0.00
45 SELLECK, OLIVIA	0.00	0.0	100.000	0.00	0.00
15 RUSCHE, MADDIE	0.00	0.0	100.000	0.00	0.00
17 WOLLES, BRANDI	0.00	0.0	100.000	0.00	0.00
13 HEMMINGSON, KAYLA	0.00	0.0	100.000	0.00	0.00
2 SCHAACK, MADDIE	0.00	0.0	100.000	0.00	0.00
44 WITTNEBEL, BRITTANY	0.00	0.0	100.000	0.00	0.00
4 KAHNKE, EMILY	0.00	0.0	100.000	0.00	0.00
21 KAHNKE, EVIE	0.00	0.0	100.000	0.00	0.00
54 OLSON, BAILEY	0.00	0.0	100.000	0.00	0.00
9 ADAMS, CHEYENNE	0.00	0.0	100.000	0.00	0.00
28 LOGAN, KORI	0.00	0.0	100.000	0.00	0.00
42 DONNELLY, JILL	0.00	0.0	100.000	0.00	0.00
19 STRAND, SHELBY	0.00	0.0	100.000	0.00	0.00
14 PULSCHER, JAYCIE	0.00	0.0	100.000	0.00	0.00
27 TEKRONY, KASSIDY	0.00	0.0	100.000	0.00	0.00
12 ALVAREZ, ZOE	0.00	0.0	100.000	0.00	0.00
33 ALVAREZ, ARIANNA	0.00	0.0	100.000	0.00	0.00
3 JANKORD, RONI	0.00	0.0	100.000	0.00	0.00
1 CHRISTENSEN, KAYSEE	0.00	0.0	100.000	0.00	0.00
25 NAGEL, CHEYLEE	0.00	0.0	100.000	0.00	0.00
46 BRODKORB, SHEYANNE	0.00	0.0	100.000	0.00	0.00
22 BLATCHFORD, CAROLYN	0.00	0.0	100.000	0.00	0.00
37 SWANSON, SYDNEY	0.00	0.0	100.000	0.00	0.00
24 ADKINS, TORI	0.00	0.0	100.000	0.00	0.00
34 SCHULTZ, CHELSY	0.00	0.0	100.000	0.00	0.00
31 THOMPSON, LACEY	0.00	0.0	100.000	0.00	0.00

Event: Sr Girls Goats

Draw: Contestant	Event Points	Score	Time	All Around Points	Payout
37 MCKENNEY, HARLEE	10.00	0.0	9.350	10.00	0.00



Listing of Scores by Rodeo


CLARK COUNTY #2

1st Go

28	DONNELLY, JILL	9.00	0.0	9.360	9.00	0.00
22	JOHNSON, SIARRA	8.00	0.0	9.410	8.00	0.00
29	KAHNKE, EMILY	7.00	0.0	9.560	7.00	0.00
35	KAHNKE, EVIE	6.00	0.0	9.600	6.00	0.00
23	HUPP, JACEY	5.00	0.0	9.720	5.00	0.00
39	GOERGEN, SIERRA	4.00	0.0	9.770	4.00	0.00
21	BLOCK, HAILEY	3.00	0.0	10.060	3.00	0.00
32	ALVAREZ, ARIANNA	2.00	0.0	10.240	2.00	0.00
9	WILLIAMS, JAICEE	1.00	0.0	10.310	1.00	0.00
27	IOTT, BROOKE	0.00	0.0	10.390	0.00	0.00
6	NAGEL, CHEYLEE	0.00	0.0	10.400	0.00	0.00
7	LEONHARDT, TYRA	0.00	0.0	10.430	0.00	0.00
30	SCHAACK, MADDIE	0.00	0.0	10.440	0.00	0.00
34	SELLECK, OLIVIA	0.00	0.0	10.790	0.00	0.00
17	LOWE, FELICIA	0.00	0.0	11.360	0.00	0.00
10	HAUGEN, AMANDA	0.00	0.0	11.400	0.00	0.00
1	WOLLES, KAYLA	0.00	0.0	11.530	0.00	0.00
4	CONNOR, MAGGIE	0.00	0.0	12.130	0.00	0.00
14	BERGESON, SAMANTHA	0.00	0.0	12.250	0.00	0.00
33	WITTNEBEL, BRITTANY	0.00	0.0	12.340	0.00	0.00
16	LUTTER, SKYLER	0.00	0.0	12.900	0.00	0.00
18	DONNELLY, PAYTON	0.00	0.0	13.470	0.00	0.00
5	ALVAREZ, ZOE	0.00	0.0	13.660	0.00	0.00
26	FOX, MAKAYLA	0.00	0.0	14.070	0.00	0.00
19	ROTHER, HUNTER	0.00	0.0	14.470	0.00	0.00
11	BRAUN, KAYLEE	0.00	0.0	15.500	0.00	0.00
25	HOFFMAN, REBECCA	0.00	0.0	15.680	0.00	0.00
38	ULSCHMID, LANEY	0.00	0.0	15.690	0.00	0.00
2	PULSCHER, JAYCIE	0.00	0.0	15.800	0.00	0.00
31	KLEIN, KATHRYN	0.00	0.0	15.900	0.00	0.00
8	THOMPSON, LACEY	0.00	0.0	17.420	0.00	0.00
36	VAITH, LINDZIE	0.00	0.0	17.430	0.00	0.00
3	HOHN, ASHLEY	0.00	0.0	18.650	0.00	0.00
20	HERRBOLDT, ABBY	0.00	0.0	100.000	0.00	0.00
24	RETZER, PRAIRIE	0.00	0.0	100.000	0.00	0.00
13	ROSS, KENNEDY	0.00	0.0	100.000	0.00	0.00
12	KLEIN, ROCHELLE	0.00	0.0	100.000	0.00	0.00
15	BLATCHFORD, CAROLYN	0.00	0.0	100.000	0.00	0.00

Event: Sr Girls Poles

Draw	Contestant	Event Points	Score	Time	All Around Points	Payout
46	NAGEL, CHEYLEE	10.00	0.0	21.333	10.00	0.00
50	BOYD, KASSIDY	9.00	0.0	22.424	9.00	0.00
48	MCKENNEY, MALARY	8.00	0.0	22.988	8.00	0.00
62	DIXON, DALLAS	7.00	0.0	23.014	7.00	0.00
51	MENDEL, EMILEE	6.00	0.0	23.284	6.00	0.00
36	HOUSEMAN, JENNA	5.00	0.0	23.438	5.00	0.00
60	DONNELLY, PAYTON	4.00	0.0	23.565	4.00	0.00
18	SCHAACK, MADDIE	3.00	0.0	23.613	3.00	0.00
16	MUSICK, TIERNEY	2.00	0.0	23.952	2.00	0.00
33	SELLECK, OLIVIA	1.00	0.0	23.993	1.00	0.00
10	SWANSON, SYDNEY	0.00	0.0	23.996	0.00	0.00
27	DONNELLY, JILL	0.00	0.0	24.104	0.00	0.00

**Listing of Scores by Rodeo**


07/28/2015

CLARK COUNTY #2

Page 12

1st Go

19	STRAND, SHELBY	0.00	0.0	24.149	0.00	0.00
7	WITTNEBEL, BRITTANY	0.00	0.0	24.156	0.00	0.00
15	DEARING, HALEY	0.00	0.0	24.232	0.00	0.00
6	HAUGEN, AMANDA	0.00	0.0	24.244	0.00	0.00
63	CONNOR, MAGGIE	0.00	0.0	24.464	0.00	0.00
24	SNYDER, PAIGE	0.00	0.0	24.881	0.00	0.00
25	RINAS, KAILEE	0.00	0.0	25.153	0.00	0.00
13	BREITAG, MIRANDA	0.00	0.0	25.471	0.00	0.00
49	MICHELS, TORRIE	0.00	0.0	25.473	0.00	0.00
64	HUPP, JACEY	0.00	0.0	25.531	0.00	0.00
11	BOYD, MICKEALA	0.00	0.0	25.756	0.00	0.00
53	JOHNSON, SIARRA	0.00	0.0	26.107	0.00	0.00
39	MUNSEN, KEAH	0.00	0.0	26.436	0.00	0.00
35	KAHNKE, EVIE	0.00	0.0	26.822	0.00	0.00
52	ULSCHMID, LANEY	0.00	0.0	27.391	0.00	0.00
14	PARKER, SUMMER	0.00	0.0	27.512	0.00	0.00
59	HERRBOLDT, ABBY	0.00	0.0	27.516	0.00	0.00
42	HOHN, ASHLEY	0.00	0.0	27.629	0.00	0.00
43	LUTTER, EMMA	0.00	0.0	27.836	0.00	0.00
3	KLEIN, ROCHELLE	0.00	0.0	27.918	0.00	0.00
2	BLOCK, HAILEY	0.00	0.0	28.062	0.00	0.00
58	RETZER, PRAIRIE	0.00	0.0	28.490	0.00	0.00
55	WOLLES, BRANDI	0.00	0.0	28.519	0.00	0.00
21	CURRENCE, KENDRA	0.00	0.0	29.104	0.00	0.00
12	BERGESON, SAMANTHA	0.00	0.0	29.533	0.00	0.00
30	FOX, MAKAYLA	0.00	0.0	29.739	0.00	0.00
65	WOLLES, KAYLA	0.00	0.0	29.801	0.00	0.00
61	IOTT, BROOKE	0.00	0.0	30.394	0.00	0.00
9	SPILE, SHIANN	0.00	0.0	31.250	0.00	0.00
66	SWANSON, SHANNA	0.00	0.0	31.976	0.00	0.00
67	VAITH, LINDZIE	0.00	0.0	32.165	0.00	0.00
34	BRAUN, KAYLEE	0.00	0.0	32.467	0.00	0.00
22	ADKINS, TORI	0.00	0.0	32.679	0.00	0.00
56	LUTTER, SKYLER	0.00	0.0	33.051	0.00	0.00
54	HOFFMAN, REBECCA	0.00	0.0	33.218	0.00	0.00
44	MOEN, VALERIE	0.00	0.0	33.933	0.00	0.00
37	VIZECKY, KATELYN	0.00	0.0	34.509	0.00	0.00
57	KOEPSSELL, MORGAN	0.00	0.0	34.602	0.00	0.00
26	THOMPSON, LACEY	0.00	0.0	34.894	0.00	0.00
5	MULLANEY, CASSIE	0.00	0.0	35.347	0.00	0.00
47	WILLIAMS, JAICEE	0.00	0.0	36.392	0.00	0.00
17	HAUGEN, SARA	0.00	0.0	44.091	0.00	0.00
23	ELLIG, SHANNON	0.00	0.0	100.000	0.00	0.00
40	COON, JORDAN	0.00	0.0	100.000	0.00	0.00
38	LEISCHNER, LEXY	0.00	0.0	100.000	0.00	0.00
32	OLSON, SIDNEY	0.00	0.0	100.000	0.00	0.00
41	MARTENSON, MELODY	0.00	0.0	100.000	0.00	0.00
1	HAZEL, BRITTANY	0.00	0.0	100.000	0.00	0.00
8	ROSS, KENNEDY	0.00	0.0	100.000	0.00	0.00
29	PARDY, KAYLA	0.00	0.0	100.000	0.00	0.00
31	OLSON, BAILEY	0.00	0.0	100.000	0.00	0.00
45	ROTHER, HUNTER	0.00	0.0	100.000	0.00	0.00
28	TEKRONY, KASSIDY	0.00	0.0	100.000	0.00	0.00



South Dakota 4-H

Listing of Scores by Rodeo

07/28/2015

CLARK COUNTY #2

Page 13

1st Go


20 KLEIN, KATHRYN	0.00	0.0	100.000	0.00	0.00
4 ZOMER, KIAH	0.00	0.0	100.000	0.00	0.00

Event: Sr. Ribbon Roping

Draw: Contestant	Event Points	Score	Time	All Around Points	Payout
6 HUPP, JACEY	10.00	0.0	7.400	10.00	0.00
10 HEMMINGSON, KAYLA	9.00	0.0	10.220	9.00	0.00
20 GOERGEN, SIERRA	8.00	0.0	11.000	8.00	0.00
2 ALVAREZ, ZOE	7.00	0.0	11.640	7.00	0.00
1 SCHAACK, MADDIE	6.00	0.0	18.810	6.00	0.00
26 NIEMANN, KARLY	5.00	0.0	19.050	5.00	0.00
27 GONSOIR, JOELLEN	0.00	0.0	100.000	0.00	0.00
15 VIZECKY, KATELYN	0.00	0.0	100.000	0.00	0.00
24 LEONHARDT, TYRA	0.00	0.0	100.000	0.00	0.00
19 LUTTER, EMMA	0.00	0.0	100.000	0.00	0.00
16 LUTTER, SKYLER	0.00	0.0	100.000	0.00	0.00
11 HELMER, KATE	0.00	0.0	100.000	0.00	0.00
23 PARKER, SUMMER	0.00	0.0	100.000	0.00	0.00
13 KAHNKE, EMILY	0.00	0.0	100.000	0.00	0.00
14 ADAMS, CHEYENNE	0.00	0.0	100.000	0.00	0.00
7 DONNELLY, JILL	0.00	0.0	100.000	0.00	0.00
18 STRAND, SHELBY	0.00	0.0	100.000	0.00	0.00
25 JANKORD, RONI	0.00	0.0	100.000	0.00	0.00
22 CHRISTENSEN, KAYSEE	0.00	0.0	100.000	0.00	0.00
17 NAGEL, CHEYLEE	0.00	0.0	100.000	0.00	0.00
9 LOWE, FELICIA	0.00	0.0	100.000	0.00	0.00
8 BRODKORB, SIERRA	0.00	0.0	100.000	0.00	0.00
4 BRODKORB, SHEYANNE	0.00	0.0	100.000	0.00	0.00
12 DONNELLY, PAYTON	0.00	0.0	100.000	0.00	0.00
21 SWANSON, SYDNEY	0.00	0.0	100.000	0.00	0.00
5 SWANSON, SHANNA	0.00	0.0	100.000	0.00	0.00
3 ALVAREZ, ARIANNA	0.00	0.0	100.000	0.00	0.00

Event: Sr. Team Roping

Draw: Contestant	Event Points	Score	Time	All Around Points	Payout
16 FANNING, CAMERON (1)	10.00	0.0	9.070	10.00	0.00
16 RICHIE, NOLAN (2)	10.00	0.0	9.070	10.00	0.00
9 POPHAM, CHANCE (1)	9.00	0.0	9.600	9.00	0.00
9 BACH, SETH (2)	9.00	0.0	9.600	9.00	0.00
15 HUPP, JACEY (1)	8.00	0.0	13.140	8.00	0.00
15 JONES, BRODY (2)	8.00	0.0	13.140	8.00	0.00
11 HEMMINGSON, KAYLA (1)	7.00	0.0	14.890	7.00	0.00
11 SCHAACK, MADDIE (2)	7.00	0.0	14.890	7.00	0.00
23 PARKER, CARTER (1)	6.00	0.0	24.880	6.00	0.00
23 HALVERSON, SCOTT (2)	6.00	0.0	24.880	6.00	0.00
21 BLOCK, HAILEY (1)	5.00	0.0	27.940	5.00	0.00
21 PETERSON, DEREK (2)	5.00	0.0	27.940	5.00	0.00
13 SWANSON, SHANNA (1)	4.00	0.0	57.920	4.00	0.00
13 SCOTT, MICHAEL (2)	4.00	0.0	57.920	4.00	0.00
17 GONSOIR, JOELLEN (1)	0.00	0.0	100.000	0.00	0.00
25 LEONHARDT, TYRA (1)	0.00	0.0	100.000	0.00	0.00
3 CURRENCE, JOSH (1)	0.00	0.0	100.000	0.00	0.00
10 RUSCHE, BRANT (1)	0.00	0.0	100.000	0.00	0.00
4 HELMER, KATE (1)	0.00	0.0	100.000	0.00	0.00

***Listing of Scores by Rodeo***

07/28/2015

CLARK COUNTY #2

Page 14

1st Go

22 KAHNKE, EMILY (1)	0.00	0.0	100.000	0.00	0.00
8 CARROL, COLLIN (1)	0.00	0.0	100.000	0.00	0.00
20 ADAMS, SUTTON (1)	0.00	0.0	100.000	0.00	0.00
1 STOLTENBURG, JACKSON (1)	0.00	0.0	100.000	0.00	0.00
7 TEKRONY, KASSIDY (1)	0.00	0.0	100.000	0.00	0.00
12 JANKORD, RONI (1)	0.00	0.0	100.000	0.00	0.00
24 NAGEL, CHEYLEE (1)	0.00	0.0	100.000	0.00	0.00
18 CHRISTENSEN, TYLER (1)	0.00	0.0	100.000	0.00	0.00
19 OIEN, LAKE (1)	0.00	0.0	100.000	0.00	0.00
2 DONNELLY, PAYTON (1)	0.00	0.0	100.000	0.00	0.00
5 JANDEL, CHANCE (1)	0.00	0.0	100.000	0.00	0.00
14 KONTZ, BLAKE (1)	0.00	0.0	100.000	0.00	0.00
6 BOWES, LOGAN (1)	0.00	0.0	100.000	0.00	0.00
17 WRIGHT, TREY (2)	0.00	0.0	100.000	0.00	0.00
5 THELEN, JOHN (2)	0.00	0.0	100.000	0.00	0.00
25 LEONHARDT, MARK (2)	0.00	0.0	100.000	0.00	0.00
12 GOERGEN, SIERRA (2)	0.00	0.0	100.000	0.00	0.00
22 KAHNKE, CHARLIE (2)	0.00	0.0	100.000	0.00	0.00
4 HOKANA, COLT (2)	0.00	0.0	100.000	0.00	0.00
24 MCKENNEY, CHAYSE (2)	0.00	0.0	100.000	0.00	0.00
20 ADAMS, CHEYENNE (2)	0.00	0.0	100.000	0.00	0.00
2 DONNELLY, JILL (2)	0.00	0.0	100.000	0.00	0.00
7 TEKRONY, MAVRIK (2)	0.00	0.0	100.000	0.00	0.00
3 PETERSON, TREVOR (2)	0.00	0.0	100.000	0.00	0.00
6 ROZELL, TUCKER (2)	0.00	0.0	100.000	0.00	0.00
18 CHRISTENSEN, KAYSEE (2)	0.00	0.0	100.000	0.00	0.00
10 NIEMANN, KARLY (2)	0.00	0.0	100.000	0.00	0.00
19 OIEN, CAUY (2)	0.00	0.0	100.000	0.00	0.00
1 PIEPER, ELI (2)	0.00	0.0	100.000	0.00	0.00
8 HENINGER, CASEY (2)	0.00	0.0	100.000	0.00	0.00
14 SCHNEIDER, COLE (2)	0.00	0.0	100.000	0.00	0.00