



South Dakota 4-H

## Listing of Scores by Rodeo

08/04/2018

CLARK COUNTY #2

Page 1

1st Go

### Event: Jr Boys Breakaway

Draw: Contestant	Event Points	Score	Time	All Around Points	Payout
21 MOUSEL, JACK	10.00	0.0	3.950	10.00	0.00
16 JOHNSON, TYAN	9.00	0.0	4.130	9.00	0.00
24 ROSE, DONOVAN	8.00	0.0	10.320	8.00	0.00
22 GAIKOWSKI, TIGH	7.00	0.0	12.510	7.00	0.00
5 MOODY, TREY	6.00	0.0	26.150	6.00	0.00

### Event: Jr Boys Cattle Ridin

Draw: Contestant	Event Points	Score	Time	All Around Points	Payout
4 WEBORG, TAOS	10.00	63.0	0.000	10.00	0.00
10 DUNKELBERGER, COLT	9.00	60.0	0.000	9.00	0.00
8 SMITH, MAVERIC	8.00	58.0	0.000	8.00	0.00
2 HEMMINGSON, ISAAC	7.00	56.0	0.000	7.00	0.00

### Event: Jr Boys Flag Race


Draw: Contestant	Event Points	Score	Time	All Around Points	Payout
7 PODOLL, JACK	10.00	0.0	9.628	10.00	0.00
37 BLATCHFORD, JOHN	9.00	0.0	9.711	9.00	0.00
1 KANSANBACK, WADE	8.00	0.0	9.843	8.00	0.00
14 DUNKELBERGER, COLT	7.00	0.0	9.978	7.00	0.00
30 MOODY, TREY	6.00	0.0	10.005	6.00	0.00
31 HALVERSON, JOHN	5.00	0.0	10.515	5.00	0.00
29 SMITH, MAVERIC	4.00	0.0	10.641	4.00	0.00
4 WILLIAMS, BURKE	3.00	0.0	10.692	3.00	0.00
35 GAIKOWSKI, TIGH	2.00	0.0	10.781	2.00	0.00
2 DEYOUNG, BRODEN	1.00	0.0	10.912	1.00	0.00

### Event: Jr Boys Goats

Draw: Contestant	Event Points	Score	Time	All Around Points	Payout
42 KANSANBACK, WADE	10.00	0.0	9.890	10.00	0.00
35 MOUSEL, JACK	9.00	0.0	10.580	9.00	0.00
22 HALVERSON, JOHN	8.00	0.0	11.050	8.00	0.00
39 DUNKELBERGER, COLT	7.00	0.0	11.140	7.00	0.00
9 JOHNSON, TYAN	6.00	0.0	11.240	6.00	0.00
19 ESSER, TYLER	5.00	0.0	12.170	5.00	0.00
2 BUNDE, SUTTON	4.00	0.0	12.560	4.00	0.00
12 HAUGEN, ELI	3.00	0.0	13.400	3.00	0.00
21 MOODY, TREY	2.00	0.0	13.690	2.00	0.00
7 SANDLAND, COLE	1.00	0.0	13.720	1.00	0.00

### Event: Jr Girls Barrels

Draw: Contestant	Event Points	Score	Time	All Around Points	Payout
25 BEESON, SHADA	10.00	0.0	16.450	10.00	0.00
10 HOXENG, TAYLOR	9.00	0.0	16.520	9.00	0.00
12 BEESON, SUMMER	8.00	0.0	16.625	8.00	0.00
35 WESTPHAL, LACEY	7.00	0.0	16.778	7.00	0.00
1 LAMMERS, TRICIA	6.00	0.0	16.916	6.00	0.00
13 SIPPEL, SAGE	5.00	0.0	16.968	5.00	0.00
43 ELDEEN, HANNAH	4.00	0.0	16.983	4.00	0.00
28 RICHIE, EMILY	3.00	0.0	17.130	3.00	0.00
9 KNOLL, BROOKE	2.00	0.0	17.147	2.00	0.00
15 WOLLES, CAMI	1.00	0.0	17.153	1.00	0.00



South Dakota 4-H

## Listing of Scores by Rodeo

08/04/2018

CLARK COUNTY #2

Page 2

1st Go

### Event: Jr Girls Breakaway

Draw: Contestant	Event Points	Score	Time	All Around Points	Payout
31 GATES, TYRA	10.00	0.0	2.970	10.00	0.00
13 WESTPHAL, LACEY	9.00	0.0	6.110	9.00	0.00
9 HOXENG, TAYLOR	8.00	0.0	7.050	8.00	0.00
24 BARTLING, LEXUS	7.00	0.0	22.630	7.00	0.00
3 JOHNSON, SIDNEY	6.00	0.0	26.250	6.00	0.00

### Event: Jr Girls Goats

Draw: Contestant	Event Points	Score	Time	All Around Points	Payout
26 MCGIRR, JAZZLYN	10.00	0.0	8.360	10.00	0.00
40 HUNTER, DEVIN	9.00	0.0	8.600	9.00	0.00
29 LUZE, REESE	8.00	0.0	8.880	8.00	0.00
7 SHERIDAN, GRACIE	7.00	0.0	9.240	7.00	0.00
13 WEBORG, KATY	6.00	0.0	9.300	6.00	0.00
39 MOODY, TEYA	5.00	0.0	9.550	5.00	0.00
8 GATES, TYRA	4.00	0.0	10.620	4.00	0.00
9 HEEZEN, HANNAH	3.00	0.0	11.160	3.00	0.00
33 MCCORMICK, MICHAELA	1.50	0.0	11.170	1.50	0.00
5 WITTNEBEL, KYLIE	1.50	0.0	11.170	1.50	0.00

### Event: Jr Girls Poles


Draw: Contestant	Event Points	Score	Time	All Around Points	Payout
56 BEESON, SHADA	10.00	0.0	20.903	10.00	0.00
10 HOXENG, TAYLOR	9.00	0.0	21.085	9.00	0.00
40 LAMMERS, TRICIA	8.00	0.0	21.791	8.00	0.00
55 BEESON, SUMMER	7.00	0.0	21.935	7.00	0.00
48 KNOLL, BROOKE	6.00	0.0	21.953	6.00	0.00
36 WOLLES, CAMI	5.00	0.0	22.102	5.00	0.00
50 WIESNER, HAYDYN	4.00	0.0	22.494	4.00	0.00
23 MARAS, KARLYE	3.00	0.0	22.548	3.00	0.00
38 WITTNEBEL, KYLIE	2.00	0.0	22.605	2.00	0.00
24 SIPPEL, SAGE	1.00	0.0	22.771	1.00	0.00

### Event: Jr Jr Barrels

Draw: Contestant	Event Points	Score	Time	All Around Points	Payout
7 MARAS, KAYLEIGH	10.00	0.0	17.905	10.00	0.00
8 SIPPEL, BRYN	9.00	0.0	18.490	9.00	0.00
11 SCHOENFELD, CHANCE	8.00	0.0	19.976	8.00	0.00
3 ROBINSON, KAYLIE	7.00	0.0	20.373	7.00	0.00
1 GOERGEN, JENCIE	6.00	0.0	21.331	6.00	0.00
10 LUZE, FINLEY	5.00	0.0	21.800	5.00	0.00
6 BOYD, SIERRA	4.00	0.0	22.299	4.00	0.00
2 WATSON, MADISEN	3.00	0.0	22.674	3.00	0.00
9 KLEIN, MADELYN	2.00	0.0	23.981	2.00	0.00
4 HEMMER, ANYA	1.00	0.0	32.292	1.00	0.00

### Event: Jr Jr Flag Race

Draw: Contestant	Event Points	Score	Time	All Around Points	Payout
4 KLEIN, MADELYN	10.00	0.0	12.210	10.00	0.00
2 ROBINSON, KAYLIE	9.00	0.0	12.603	9.00	0.00
9 GOERGEN, JENCIE	8.00	0.0	15.000	8.00	0.00
7 HEMMER, ANYA	7.00	0.0	22.736	7.00	0.00
6 BOYD, SIERRA	4.60	0.0	99.999	4.60	0.00
1 ZOSS, LAYTON	4.60	0.0	99.999	4.60	0.00



South Dakota 4-H

*Listing of Scores by Rodeo*

08/04/2018

CLARK COUNTY #2

Page 3

1st Go

5 LUZE, FINLEY	4.60	0.0	99.999	4.60	0.00
3 MARAS, KAYLEIGH	4.60	0.0	99.999	4.60	0.00
8 COUGHLIN, DALTIM	4.60	0.0	99.999	4.60	0.00

**Event: Sr Boys Str Wrstlng**

Draw: Contestant	Event Points	Score	Time	All Around Points	Payout
5 BERGESON, ALEX	10.00	0.0	5.375	10.00	0.00
3 SUHR, DYLAN	9.00	0.0	14.285	9.00	0.00
2 BERGESON, RYAN	6.75	0.0	99.999	6.75	0.00
1 SMITH, COOPER	6.75	0.0	99.999	6.75	0.00
4 LAUBACH, KADEN	6.75	0.0	99.999	6.75	0.00
6 TEKRONY, JUSTIN	6.75	0.0	99.999	6.75	0.00

**Event: Sr Boys Tie Down**

Draw: Contestant	Event Points	Score	Time	All Around Points	Payout
11 SACKETT, DILLON	10.00	0.0	10.780	10.00	0.00
16 BACH, SETH	9.00	0.0	14.350	9.00	0.00
7 BOWES, LOGAN	8.00	0.0	15.280	8.00	0.00
1 TEKRONY, JUSTIN	7.00	0.0	15.330	7.00	0.00
5 TEKRONY, MAVRIK	6.00	0.0	15.490	6.00	0.00
2 BERGESON, RYAN	5.00	0.0	17.460	5.00	0.00
23 MOODY, TATER	4.00	0.0	24.630	4.00	0.00
4 BOWES, JAXON	3.00	0.0	27.730	3.00	0.00
14 BERGESON, ALEX	2.00	0.0	28.860	2.00	0.00

**Event: Sr Girls Barrels**


Draw: Contestant	Event Points	Score	Time	All Around Points	Payout
28 STROSCHEIN, HANNAH	10.00	0.0	16.398	10.00	0.00
45 RETZER, KODI	9.00	0.0	16.454	9.00	0.00
3 WALSH, HANNA	8.00	0.0	16.618	8.00	0.00
55 KELDERMAN, RACHEL	7.00	0.0	16.700	7.00	0.00
17 LANG, SHELBY	6.00	0.0	16.729	6.00	0.00
20 FISCHER, JORDAN	5.00	0.0	16.793	5.00	0.00
26 REINDERS, TORY	4.00	0.0	16.842	4.00	0.00
30 PODOLL, DANIELLE	3.00	0.0	16.874	3.00	0.00
19 SWANSON, SAMANTHA	2.00	0.0	16.918	2.00	0.00
35 MOODY, MADI	1.00	0.0	16.945	1.00	0.00

**Event: Sr Girls Breakaway**

Draw: Contestant	Event Points	Score	Time	All Around Points	Payout
41 HELMER, KATE	10.00	0.0	2.340	10.00	0.00
44 PARKER, SUMMER	9.00	0.0	3.700	9.00	0.00
45 KOEPESELL, MORGAN	8.00	0.0	3.990	8.00	0.00
21 WITTNEBEL, BRITTANY	7.00	0.0	4.960	7.00	0.00
36 RETZER, KODI	6.00	0.0	5.100	6.00	0.00
38 HEMMINGSON, SARA	5.00	0.0	5.380	5.00	0.00
9 NELSON, SHAW	4.00	0.0	5.860	4.00	0.00
28 FISCHER, JORDAN	3.00	0.0	6.870	3.00	0.00
26 RETZER, PRAIRIE	2.00	0.0	12.380	2.00	0.00

**Event: Sr Girls Goats**

Draw: Contestant	Event Points	Score	Time	All Around Points	Payout
21 MOODY, MADI	10.00	0.0	8.710	10.00	0.00
17 LOWE, FELICIA	9.00	0.0	9.130	9.00	0.00
24 STROSCHEIN, HANNAH	8.00	0.0	9.200	8.00	0.00
2 HERREN, CHLOE	7.00	0.0	9.220	7.00	0.00



**Listing of Scores by Rodeo**

1st Go

3 HARRINGTON, TANA JO	6.00	0.0	9.400	6.00	0.00
31 LEISCHNER, LEXY	5.00	0.0	9.550	5.00	0.00
8 BERGESON, SAMANTHA	4.00	0.0	9.560	4.00	0.00
14 IOTT, BROOKE	3.00	0.0	9.630	3.00	0.00
27 JENC, SAMANTHA	2.00	0.0	9.700	2.00	0.00
16 WITTNEBEL, BRITTANY	1.00	0.0	9.720	1.00	0.00

**Event: Sr Girls Poles**

Draw: Contestant	Event Points	Score	Time	All Around Points	Payout
33 RETZER, PRAIRIE	10.00	0.0	21.185	10.00	0.00
34 RETZER, KODI	9.00	0.0	21.224	9.00	0.00
50 HARRINGTON, TYRA	8.00	0.0	21.515	8.00	0.00
8 MOODY, MADI	7.00	0.0	21.604	7.00	0.00
14 WITTNEBEL, BRITTANY	6.00	0.0	21.872	6.00	0.00
25 KELDERMAN, RACHEL	5.00	0.0	21.924	5.00	0.00
40 HERREN, CHLOE	4.00	0.0	22.044	4.00	0.00
28 KRAFT, KILEY	3.00	0.0	22.798	3.00	0.00
21 VINES, MIRANDA	2.00	0.0	22.857	2.00	0.00
43 MACCONNELL, KYLA	1.00	0.0	22.879	1.00	0.00

**Event: Sr. Ribbon Roping**

Draw: Contestant	Event Points	Score	Time	All Around Points	Payout
13 STROSCHEIN, HANNAH	10.00	0.0	6.450	10.00	0.00
14 LOWE, FELICIA	9.00	0.0	8.210	9.00	0.00
18 KOEPESELL, MADISEN	8.00	0.0	12.950	8.00	0.00
16 CHRISTENSEN, KAYSEE	7.00	0.0	13.490	7.00	0.00
17 LEISCHNER, LEXY	6.00	0.0	14.140	6.00	0.00
6 VINES, MIRANDA	5.00	0.0	22.530	5.00	0.00

**Event: Sr. Team Roping**

Draw: Contestant	Event Points	Score	Time	All Around Points	Payout
3 MOODY, MASON (1)	10.00	0.0	9.215	10.00	0.00
3 JOHNSON, TATE (2)	10.00	0.0	9.215	10.00	0.00
18 CHRISTENSEN, TYLER (1)	9.00	0.0	11.420	9.00	0.00
18 CHRISTENSEN, KAYSEE (2)	9.00	0.0	11.420	9.00	0.00
16 MOSER, TEAGEN (1)	8.00	0.0	11.890	8.00	0.00
16 MOSER, TY (2)	8.00	0.0	11.890	8.00	0.00
1 BERGESON, RYAN (1)	7.00	0.0	12.150	7.00	0.00
1 BERGESON, ALEX (2)	7.00	0.0	12.150	7.00	0.00
2 TEKRONY, JUSTIN (1)	6.00	0.0	13.180	6.00	0.00
2 SACKETT, DILLON (2)	6.00	0.0	13.180	6.00	0.00
11 HABERMAN, HUNTER (1)	5.00	0.0	13.700	5.00	0.00
11 VAITH, KAIL (2)	5.00	0.0	13.700	5.00	0.00
9 BOWES, JAXON (1)	4.00	0.0	14.590	4.00	0.00
9 STROSCHEIN, DREW (2)	4.00	0.0	14.590	4.00	0.00
15 SLYKHUIS, CAYDEN (1)	3.00	0.0	27.660	3.00	0.00
15 MOODY, TATER (2)	3.00	0.0	27.660	3.00	0.00
4 WESTPHAL, KATELYNN (1)	2.00	0.0	32.920	2.00	0.00
4 MARZAHN, SHYANN (2)	2.00	0.0	32.920	2.00	0.00
10 WITTNEBEL, BRITTANY (1)	1.00	0.0	34.230	1.00	0.00
10 PARKER, SUMMER (2)	1.00	0.0	34.230	1.00	0.00