

South Dakota 4-H

Listing of Scores by Rodeo

08/04/2018

CLARK COUNTY #1

Page 1

1st Go

Event: Jr Boys Breakaway

Draw: Contestant	Event Points	Score	Time	All Around Points	Payout
2 HERREN, CONNER	10.00	0.0	5.090	10.00	0.00
14 DUNKELBERGER, COLT	9.00	0.0	6.850	9.00	0.00
19 OLSON, CHASE	8.00	0.0	6.970	8.00	0.00
6 KOEPESELL, KOLT	7.00	0.0	17.340	7.00	0.00

Event: Jr Boys Cattle Ridin

Draw: Contestant	Event Points	Score	Time	All Around Points	Payout
1 MERTENS, TUCKER	10.00	67.0	0.000	10.00	0.00
12 WEBORG, TAOS	9.00	64.0	0.000	9.00	0.00
9 DUNKELBERGER, COLT	8.00	63.0	0.000	8.00	0.00
2 MENDENHALL, KOLT	7.00	60.0	0.000	7.00	0.00
7 KLINE, JESSE	6.00	52.0	0.000	6.00	0.00

Event: Jr Boys Flag Race


Draw: Contestant	Event Points	Score	Time	All Around Points	Payout
2 JOHNSON, TYAN	10.00	0.0	9.364	10.00	0.00
15 BLATCHFORD, JOHN	9.00	0.0	9.555	9.00	0.00
22 PODOLL, JACK	8.00	0.0	9.679	8.00	0.00
14 HAUGEN, ELI	7.00	0.0	9.702	7.00	0.00
29 ESSER, TYLER	6.00	0.0	9.995	6.00	0.00
9 MOODY, TREY	5.00	0.0	10.022	5.00	0.00
25 MARZAHN, TEGAN	4.00	0.0	10.212	4.00	0.00
20 KOEPESELL, KOLT	3.00	0.0	10.328	3.00	0.00
36 WILLIAMS, BURKE	2.00	0.0	10.521	2.00	0.00
13 SANDLAND, COLE	1.00	0.0	10.925	1.00	0.00

Event: Jr Boys Goats

Draw: Contestant	Event Points	Score	Time	All Around Points	Payout
20 DUNKELBERGER, COLT	10.00	0.0	10.730	10.00	0.00
23 KANSANBACK, WADE	9.00	0.0	11.440	9.00	0.00
31 ESSER, TYLER	8.00	0.0	11.740	8.00	0.00
19 WILLIAMS, BURKE	7.00	0.0	11.920	7.00	0.00
22 JOHNSON, TYAN	6.00	0.0	12.370	6.00	0.00
2 SANDLAND, COLE	5.00	0.0	12.500	5.00	0.00
5 MOUSEL, JASE	4.00	0.0	12.610	4.00	0.00
15 HALVERSON, JOHN	3.00	0.0	13.390	3.00	0.00
13 MARZAHN, TEGAN	2.00	0.0	13.460	2.00	0.00
26 MOUSEL, JACK	1.00	0.0	13.480	1.00	0.00

Event: Jr Girls Barrels

Draw: Contestant	Event Points	Score	Time	All Around Points	Payout
18 WHEELHOUSE, MAKENZEE	10.00	0.0	16.038	10.00	0.00
3 MAXWELL, MARIAH	9.00	0.0	16.379	9.00	0.00
33 BEESON, SHADA	8.00	0.0	16.434	8.00	0.00
27 HOXENG, TAYLOR	7.00	0.0	16.609	7.00	0.00
26 JOHNSON, SIDNEY	6.00	0.0	16.724	6.00	0.00
40 WESTPHAL, LACEY	5.00	0.0	16.867	5.00	0.00
37 ELDEEN, HANNAH	4.00	0.0	17.200	4.00	0.00
8 BEESON, SUMMER	3.00	0.0	17.217	3.00	0.00
16 SIPPEL, SAGE	2.00	0.0	17.229	2.00	0.00
17 DEJONG, KAILEY	1.00	0.0	17.257	1.00	0.00



South Dakota 4-H

Listing of Scores by Rodeo

08/04/2018

CLARK COUNTY #1

Page 2

1st Go

Event: Jr Girls Breakaway

Draw: Contestant	Event Points	Score	Time	All Around Points	Payout
15 KNOLL, BROOKE	10.00	0.0	5.740	10.00	0.00
18 WIESNER, HAYDYN	9.00	0.0	8.650	9.00	0.00

Event: Jr Girls Goats

Draw: Contestant	Event Points	Score	Time	All Around Points	Payout
9 MOUSEL, JOSIE	10.00	0.0	7.640	10.00	0.00
46 LAMMERS, TRICIA	9.00	0.0	8.960	9.00	0.00
2 MCCORMICK, MICHAELA	8.00	0.0	9.120	8.00	0.00
23 HUNTER, DEVIN	7.00	0.0	9.570	7.00	0.00
33 BREEN, TIERNEY	6.00	0.0	9.820	6.00	0.00
15 SHERIDAN, GRACIE	5.00	0.0	10.090	5.00	0.00
17 RICHIE, EMILY	4.00	0.0	10.420	4.00	0.00
34 BEESON, SUMMER	3.00	0.0	10.560	3.00	0.00
39 HENKEL, ALLY	2.00	0.0	10.970	2.00	0.00
5 MAXWELL, MARIAH	1.00	0.0	11.220	1.00	0.00

Event: Jr Girls Poles


Draw: Contestant	Event Points	Score	Time	All Around Points	Payout
57 BEESON, SHADA	10.00	0.0	20.832	10.00	0.00
40 ELDEEN, HANNAH	9.00	0.0	21.535	9.00	0.00
34 LAMMERS, TRICIA	8.00	0.0	21.726	8.00	0.00
38 WIESNER, HAYDYN	7.00	0.0	22.910	7.00	0.00
11 MAXWELL, MORGAN	6.00	0.0	23.069	6.00	0.00
59 WITTNEBEL, KYLIE	5.00	0.0	23.579	5.00	0.00
32 AAMOT, CANDICE	4.00	0.0	23.749	4.00	0.00
36 SIPPEL, SAGE	3.00	0.0	23.888	3.00	0.00
10 LUZE, REESE	2.00	0.0	24.207	2.00	0.00
48 ROSE, EMILY	1.00	0.0	24.236	1.00	0.00

Event: Jr Jr Barrels

Draw: Contestant	Event Points	Score	Time	All Around Points	Payout
5 KLEIN, MADELYN	10.00	0.0	18.561	10.00	0.00
1 MARAS, KAYLEIGH	9.00	0.0	18.987	9.00	0.00
10 SCHOENFELD, CHANCE	8.00	0.0	19.143	8.00	0.00
3 SIPPEL, BRYN	7.00	0.0	19.510	7.00	0.00
2 LUZE, FINLEY	6.00	0.0	20.086	6.00	0.00
7 GOERGEN, JENCIE	5.00	0.0	21.192	5.00	0.00
4 ROBINSON, KAYLIE	4.00	0.0	21.618	4.00	0.00
8 BOYD, SIERRA	3.00	0.0	23.016	3.00	0.00
6 WATSON, MADISEN	2.00	0.0	23.333	2.00	0.00
11 GLOE, MCKENNA	1.00	0.0	34.916	1.00	0.00

Event: Jr Jr Flag Race

Draw: Contestant	Event Points	Score	Time	All Around Points	Payout
4 KLEIN, MADELYN	10.00	0.0	12.356	10.00	0.00
1 ROBINSON, KAYLIE	9.00	0.0	13.412	9.00	0.00
8 MARAS, KAYLEIGH	8.00	0.0	15.678	8.00	0.00
3 LUZE, FINLEY	7.00	0.0	22.136	7.00	0.00
7 COUGHLIN, DALVIN	6.00	0.0	23.586	6.00	0.00
5 BOYD, SIERRA	4.00	0.0	99.999	4.00	0.00
2 ZOSS, LAYTON	4.00	0.0	99.999	4.00	0.00
6 GOERGEN, JENCIE	4.00	0.0	99.999	4.00	0.00



South Dakota 4-H

Listing of Scores by Rodeo

08/04/2018

CLARK COUNTY #1

Page 3

1st Go

Event: Sr Boys Saddle Bronc

Draw: Contestant	Event Points	Score	Time	All Around Points	Payout
1 SUHR, DYLAN	10.00	64.0	0.000	10.00	0.00

Event: Sr Boys Str Wrstlng

Draw: Contestant	Event Points	Score	Time	All Around Points	Payout
5 BERGESON, RYAN	10.00	0.0	6.690	10.00	0.00
1 BERGESON, ALEX	9.00	0.0	19.200	9.00	0.00
3 SUHR, DYLAN	8.00	0.0	19.690	8.00	0.00
2 SMITH, COOPER	6.50	0.0	99.999	6.50	0.00
4 LAUBACH, KADEN	6.50	0.0	99.999	6.50	0.00

Event: Sr Boys Tie Down

Draw: Contestant	Event Points	Score	Time	All Around Points	Payout
23 MOODY, TATER	10.00	0.0	15.010	10.00	0.00
19 MOSER, TY	9.00	0.0	15.240	9.00	0.00
11 BOWES, JAXON	8.00	0.0	17.230	8.00	0.00
20 HECKENLAIBLE, LEVI	7.00	0.0	17.650	7.00	0.00
15 BERGESON, ALEX	6.00	0.0	17.820	6.00	0.00
12 BACH, SETH	5.00	0.0	18.450	5.00	0.00
2 MOYER, CULLEN	4.00	0.0	19.600	4.00	0.00
21 BERGESON, RYAN	3.00	0.0	29.370	3.00	0.00

Event: Sr Girls Barrels


Draw: Contestant	Event Points	Score	Time	All Around Points	Payout
33 NELSON, SHAW	10.00	0.0	16.360	10.00	0.00
2 BOSWORTH, BAILEY	9.00	0.0	16.413	9.00	0.00
58 RETZER, KODI	8.00	0.0	16.533	8.00	0.00
22 PODOLL, DANIELLE	7.00	0.0	16.782	7.00	0.00
51 WITTNEBEL, ADDYSON	6.00	0.0	16.828	6.00	0.00
5 KNOLL, KATLYN	5.00	0.0	16.835	5.00	0.00
54 MAHLEN, MORGAN	4.00	0.0	16.838	4.00	0.00
42 FISCHER, JORDAN	3.00	0.0	16.845	3.00	0.00
26 LUTTER, SKYLER	2.00	0.0	16.896	2.00	0.00
27 WALSH, HANNA	1.00	0.0	16.899	1.00	0.00

Event: Sr Girls Breakaway

Draw: Contestant	Event Points	Score	Time	All Around Points	Payout
5 CHRISTENSEN, KAYSEE	10.00	0.0	3.020	10.00	0.00
41 STROSCHEIN, HANNAH	9.00	0.0	5.630	9.00	0.00
27 HILLER, SHELBY	8.00	0.0	14.670	8.00	0.00

Event: Sr Girls Goats

Draw: Contestant	Event Points	Score	Time	All Around Points	Payout
10 MOODY, MADI	10.00	0.0	8.300	10.00	0.00
22 LANG, SHELBY	9.00	0.0	8.810	9.00	0.00
17 STROSCHEIN, HANNAH	8.00	0.0	8.910	8.00	0.00
15 HEMMINGSON, SARA	7.00	0.0	9.560	7.00	0.00
14 HERREN, CHLOE	6.00	0.0	9.680	6.00	0.00
33 LOWE, FELICIA	5.00	0.0	9.700	5.00	0.00
1 HARRINGTON, TANA JO	4.00	0.0	9.990	4.00	0.00
29 LEISCHNER, LEXY	3.00	0.0	10.050	3.00	0.00
31 JENC, SAMANTHA	2.00	0.0	10.320	2.00	0.00
32 BLUE, RACHEL	1.00	0.0	10.370	1.00	0.00



Listing of Scores by Rodeo

Event: Sr Girls Poles

Draw: Contestant	Event Points	Score	Time	All Around Points	Payout
25 LANG, SHELBY	10.00	0.0	21.209	10.00	0.00
18 CAREY, TATUM	9.00	0.0	21.605	9.00	0.00
7 MOODY, MADI	8.00	0.0	21.652	8.00	0.00
10 WITTNEBEL, ADDYSON	7.00	0.0	21.698	7.00	0.00
1 NELSON, SHAW	6.00	0.0	21.768	6.00	0.00
40 KELDERMAN, RACHEL	5.00	0.0	21.802	5.00	0.00
60 HARRINGTON, TYRA	4.00	0.0	21.858	4.00	0.00
26 WITTNEBEL, BRITTANY	3.00	0.0	22.200	3.00	0.00
39 MACCONNELL, KYLA	2.00	0.0	22.667	2.00	0.00
5 HAUGEN, AMANDA	1.00	0.0	22.750	1.00	0.00

Event: Sr. Ribbon Roping

Draw: Contestant	Event Points	Score	Time	All Around Points	Payout
2 HELMER, KATE	10.00	0.0	11.060	10.00	0.00
16 FISCHER, JORDAN	9.00	0.0	13.320	9.00	0.00
12 WITTNEBEL, BRITTANY	8.00	0.0	13.330	8.00	0.00
11 LOWE, FELICIA	7.00	0.0	19.740	7.00	0.00
17 BERGESON, JAMI	6.00	0.0	20.630	6.00	0.00

Event: Sr. Team Roping

Draw: Contestant	Event Points	Score	Time	All Around Points	Payout
18 HECKENLAIBLE, LEVI (1)	10.00	0.0	19.250	10.00	0.00
18 HECKENLAIBLE, JOSH (2)	10.00	0.0	19.250	10.00	0.00
15 BACH, SAGE (1)	9.00	0.0	20.060	9.00	0.00
15 BACH, SETH (2)	9.00	0.0	20.060	9.00	0.00
11 MOODY, MADI (1)	8.00	0.0	21.935	8.00	0.00
11 HEMMINGSON, SARA (2)	8.00	0.0	21.935	8.00	0.00
1 HELMER, KATE (1)	7.00	0.0	22.640	7.00	0.00
1 SCHLECHTER, TRIXIE (2)	7.00	0.0	22.640	7.00	0.00
17 MOODY, MASON (1)	6.00	0.0	25.820	6.00	0.00
17 JOHNSON, TATE (2)	6.00	0.0	25.820	6.00	0.00
4 WOLLES, CLAY (1)	5.00	0.0	45.200	5.00	0.00
4 SCHOENFELD, LANE (2)	5.00	0.0	45.200	5.00	0.00
16 LEHMAN, CONNOR (1)	4.00	0.0	45.710	4.00	0.00
16 BOWES, LOGAN (2)	4.00	0.0	45.710	4.00	0.00
3 BERGESON, RYAN (1)	1.27	0.0	99.999	1.27	0.00
9 FISCHER, JORDAN (1)	1.27	0.0	99.999	1.27	0.00
8 TEKRONY, MAVRIK (1)	1.27	0.0	99.999	1.27	0.00
6 SLYKHUIS, CAYDEN (1)	1.27	0.0	99.999	1.27	0.00
13 BOWES, JAXON (1)	1.27	0.0	99.999	1.27	0.00
10 CHRISTENSEN, TYLER (1)	1.27	0.0	99.999	1.27	0.00
2 MOSER, TEAGEN (1)	1.27	0.0	99.999	1.27	0.00
12 HABERMAN, HUNTER (1)	1.27	0.0	99.999	1.27	0.00
5 WITTNEBEL, BRITTANY (1)	1.27	0.0	99.999	1.27	0.00
14 HILLER, SHELBY (1)	1.27	0.0	99.999	1.27	0.00
7 WESTPHAL, KATELYNN (1)	1.27	0.0	99.999	1.27	0.00