

South Dakota 4-H

*Listing of Scores by Rodeo*

07/15/2015

BUTTE COUNTY

Page 1

1st Go

**Event: Jr Boys Breakaway**


Draw: Contestant	Event Points	Score	Time	All Around Points	Payout
11 CLARK, KOLTER	10.00	0.0	2.350	10.00	0.00
4 GAER, TUCKER	9.00	0.0	3.190	9.00	0.00
25 TIBBITTS, WYATT	8.00	0.0	4.320	8.00	0.00
3 GROVES, HUGH	7.00	0.0	6.280	7.00	0.00
26 GRILL, CHANCE	6.00	0.0	6.650	6.00	0.00
1 HARTSHORN, TREVOR	5.00	0.0	7.230	5.00	0.00
9 GROVES, HARLAND	4.00	0.0	15.480	4.00	0.00
20 BUCHHOLZ, BRADY	0.00	0.0	100.000	0.00	0.00
21 FITE, TEGAN	0.00	0.0	100.000	0.00	0.00
22 FLOYD, CAYDEN	0.00	0.0	100.000	0.00	0.00
5 FUHRER, LAN	0.00	0.0	100.000	0.00	0.00
18 FULLER, TREY	0.00	0.0	100.000	0.00	0.00
23 OLLILA, TATE	0.00	0.0	100.000	0.00	0.00
10 STEELE, LAYTON	0.00	0.0	100.000	0.00	0.00
15 THYBO, JESSE	0.00	0.0	100.000	0.00	0.00
6 ADAMS, SAM	0.00	0.0	100.000	0.00	0.00
14 BREWER, GARRETT	0.00	0.0	100.000	0.00	0.00
8 FUERST, JAKE	0.00	0.0	100.000	0.00	0.00
19 GARNOS, MCCALL	0.00	0.0	100.000	0.00	0.00
2 GILBERT, GREY	0.00	0.0	100.000	0.00	0.00
13 HAMMERSTROM, CADE	0.00	0.0	100.000	0.00	0.00
7 JONES, TAYSON	0.00	0.0	100.000	0.00	0.00
24 MARTIN, TRAYLIN	0.00	0.0	100.000	0.00	0.00
17 THOMPSON, LUKE	0.00	0.0	100.000	0.00	0.00
12 SCHNOSE, CLAYTON	0.00	0.0	100.000	0.00	0.00
16 FLOYD, TYSON	0.00	0.0	100.000	0.00	0.00
27 ABBOTT, BRADEN	0.00	0.0	100.000	0.00	0.00

**Event: Jr Boys Cattle Ridin**

Draw: Contestant	Event Points	Score	Time	All Around Points	Payout
5 FLOYD, CAYDEN	10.00	66.0	100.000	10.00	0.00
3 GRANT, KANE	0.00	0.0	100.000	0.00	0.00
4 FUERST, JAKE	0.00	0.0	100.000	0.00	0.00
1 JOENS, HADLEY	0.00	0.0	100.000	0.00	0.00
2 WOLFE, CAYDEN	0.00	0.0	100.000	0.00	0.00

**Event: Jr Boys Flag Race**

Draw: Contestant	Event Points	Score	Time	All Around Points	Payout
18 TIBBITTS, WYATT	10.00	0.0	8.059	10.00	0.00
21 FLOYD, TYSON	9.00	0.0	8.622	9.00	0.00
23 CLARK, KOLTER	8.00	0.0	8.674	8.00	0.00
14 BREWER, GARRETT	7.00	0.0	9.079	7.00	0.00
9 JONES, TAYSON	6.00	0.0	9.247	6.00	0.00
24 FUERST, JAKE	5.00	0.0	9.875	5.00	0.00
3 ADAMS, SAM	4.00	0.0	9.955	4.00	0.00
25 BUCHHOLZ, BRADY	3.00	0.0	11.009	3.00	0.00
13 GRILL, CHANCE	2.00	0.0	11.059	2.00	0.00
7 GARNOS, MCCALL	1.00	0.0	12.364	1.00	0.00
15 ABBOTT, BRADEN	0.00	0.0	100.000	0.00	0.00
17 FITE, TEGAN	0.00	0.0	100.000	0.00	0.00
1 FLOYD, CAYDEN	0.00	0.0	100.000	0.00	0.00



South Dakota 4-H

**Listing of Scores by Rodeo**

07/15/2015

BUTTE COUNTY

Page 2

1st Go


6 FUHRER, LAN	0.00	0.0	100.000	0.00	0.00
2 FULLER, TREY	0.00	0.0	100.000	0.00	0.00
22 OLLILA, TATE	0.00	0.0	100.000	0.00	0.00
10 STEELE, LAYTON	0.00	0.0	100.000	0.00	0.00
12 THYBO, JESSE	0.00	0.0	100.000	0.00	0.00
11 GAER, TUCKER	0.00	0.0	100.000	0.00	0.00
20 GILBERT, GREY	0.00	0.0	100.000	0.00	0.00
19 HAMMERSTROM, CADE	0.00	0.0	100.000	0.00	0.00
8 MARTIN, TRAYLIN	0.00	0.0	100.000	0.00	0.00
4 SCHNOSE, CLAYTON	0.00	0.0	100.000	0.00	0.00
16 JANVRIN, CADE	0.00	0.0	100.000	0.00	0.00
5 HARTSHORN, TREVOR	0.00	0.0	100.000	0.00	0.00

**Event: Jr Boys Goats**

Draw: Contestant	Event Points	Score	Time	All Around Points	Payout
11 GROVES, HUGH	10.00	0.0	9.660	10.00	0.00
12 BREWER, GARRETT	9.00	0.0	11.020	9.00	0.00
16 GROVES, HARLAND	8.00	0.0	11.060	8.00	0.00
19 SCHNOSE, CLAYTON	7.00	0.0	11.460	7.00	0.00
15 FITE, TEGAN	6.00	0.0	13.130	6.00	0.00
21 GAER, TUCKER	5.00	0.0	13.400	5.00	0.00
8 FUHRER, LAN	4.00	0.0	13.660	4.00	0.00
17 GRILL, CHANCE	3.00	0.0	14.220	3.00	0.00
1 FLOYD, TYSON	2.00	0.0	14.470	2.00	0.00
9 FLOYD, CAYDEN	1.00	0.0	15.000	1.00	0.00
23 STEELE, LAYTON	0.00	0.0	15.350	0.00	0.00
2 THOMPSON, LUKE	0.00	0.0	16.130	0.00	0.00
24 ABBOTT, BRADEN	0.00	0.0	16.860	0.00	0.00
18 TIBBITTS, WYATT	0.00	0.0	16.940	0.00	0.00
5 MARTIN, TRAYLIN	0.00	0.0	17.120	0.00	0.00
20 FUERST, JAKE	0.00	0.0	17.440	0.00	0.00
10 GARNOS, MCCALL	0.00	0.0	17.470	0.00	0.00
22 JONES, TAYSON	0.00	0.0	18.220	0.00	0.00
13 HARTSHORN, TREVOR	0.00	0.0	18.430	0.00	0.00
14 ADAMS, SAM	0.00	0.0	18.810	0.00	0.00
4 FULLER, TREY	0.00	0.0	19.620	0.00	0.00
7 JANVRIN, CADE	0.00	0.0	22.750	0.00	0.00
6 BUCHHOLZ, BRADY	0.00	0.0	100.000	0.00	0.00
3 OLLILA, TATE	0.00	0.0	100.000	0.00	0.00

**Event: Jr Girls Barrels**

Draw: Contestant	Event Points	Score	Time	All Around Points	Payout
9 STEELE, KAYDEN	10.00	0.0	18.396	10.00	0.00
20 MILLER, MIKENZY	9.00	0.0	18.606	9.00	0.00
28 WILSON, SAYLOR	8.00	0.0	18.640	8.00	0.00
36 HAM, MEZA	7.00	0.0	18.674	7.00	0.00
25 FERGUSON, SIDNI	6.00	0.0	18.724	6.00	0.00
1 CASPERS, TESSA	5.00	0.0	18.752	5.00	0.00
35 GILBERT, SAWYER	4.00	0.0	18.777	4.00	0.00
3 GARNOS, KAYT	3.00	0.0	18.963	3.00	0.00
21 BROWN, WREGAN	2.00	0.0	19.056	2.00	0.00
12 HANSON, SIDNEY	1.00	0.0	19.149	1.00	0.00
17 GERARD, KAITLIN	0.00	0.0	19.305	0.00	0.00
18 WOODWARD, MARLENE	0.00	0.0	19.335	0.00	0.00



South Dakota 4-H

**Listing of Scores by Rodeo**

07/15/2015

BUTTE COUNTY

Page 3

1st Go


31	BROWN, WACEY	0.00	0.0	19.368	0.00	0.00
5	ANDERBERG, ACACIA	0.00	0.0	19.509	0.00	0.00
16	THORSTENSON, TAYLA	0.00	0.0	19.529	0.00	0.00
33	HAUGEN, LANDRY	0.00	0.0	19.579	0.00	0.00
10	GILBERT, GRACY	0.00	0.0	19.673	0.00	0.00
4	WILLIAMS, BROOKLYN	0.00	0.0	19.892	0.00	0.00
8	BROWN, KIARA	0.00	0.0	19.899	0.00	0.00
15	GRILL, TAYLOR	0.00	0.0	19.929	0.00	0.00
34	REDER, WHITLEY	0.00	0.0	20.033	0.00	0.00
11	WESTPHAL, KATELYNN	0.00	0.0	20.303	0.00	0.00
24	TRENT, KAYLEE	0.00	0.0	20.786	0.00	0.00
14	SMITH, HOLLIE	0.00	0.0	21.027	0.00	0.00
30	HEIL, JESSICA	0.00	0.0	21.087	0.00	0.00
29	LONG, SHYANN	0.00	0.0	21.998	0.00	0.00
13	DEUTSCHER, SAMANTHA	0.00	0.0	22.206	0.00	0.00
2	MYERS, SALENA	0.00	0.0	22.233	0.00	0.00
7	HOLBEN, SHAYLIE	0.00	0.0	22.911	0.00	0.00
32	DERR, AUDRA	0.00	0.0	23.606	0.00	0.00
6	PETERSON, JAYME	0.00	0.0	24.009	0.00	0.00
19	JENSEN, JASMYN	0.00	0.0	25.466	0.00	0.00
26	ALEXANDER, AUSTIN	0.00	0.0	100.000	0.00	0.00
27	BAKER, KYLENE	0.00	0.0	100.000	0.00	0.00
22	ELSHERE, JENNA	0.00	0.0	100.000	0.00	0.00
23	HUBERT, SAMANTHA	0.00	0.0	100.000	0.00	0.00

**Event: Jr Girls Breakaway**

Draw:	Contestant	Event Points	Score	Time	All Around Points	Payout
12	MILLER, MIKENZY	10.00	0.0	3.270	10.00	0.00
9	FERGUSON, SIDNI	9.00	0.0	3.430	9.00	0.00
15	BROWN, WACEY	8.00	0.0	4.910	8.00	0.00
8	GROVES, KAYCEE	7.00	0.0	15.580	7.00	0.00
2	HANSON, SIDNEY	0.00	0.0	100.000	0.00	0.00
10	REDER, WHITLEY	0.00	0.0	100.000	0.00	0.00
13	STEELE, KAYDEN	0.00	0.0	100.000	0.00	0.00
6	BAKER, KYLENE	0.00	0.0	100.000	0.00	0.00
5	BROWN, KIARA	0.00	0.0	100.000	0.00	0.00
17	CASPERS, TESSA	0.00	0.0	100.000	0.00	0.00
7	ELSHERE, JENNA	0.00	0.0	100.000	0.00	0.00
11	GARNOS, KAYT	0.00	0.0	100.000	0.00	0.00
19	GERARD, KAITLIN	0.00	0.0	100.000	0.00	0.00
1	GILBERT, GRACY	0.00	0.0	100.000	0.00	0.00
14	GILBERT, SAWYER	0.00	0.0	100.000	0.00	0.00
18	HAUGEN, LANDRY	0.00	0.0	100.000	0.00	0.00
21	THORSTENSON, TAYLA	0.00	0.0	100.000	0.00	0.00
4	WESTPHAL, KATELYNN	0.00	0.0	100.000	0.00	0.00
3	WOODWARD, MARLENE	0.00	0.0	100.000	0.00	0.00
20	HAM, MEZA	0.00	0.0	100.000	0.00	0.00
16	WILLIAMS, BROOKLYN	0.00	0.0	100.000	0.00	0.00

**Event: Jr Girls Goats**

Draw:	Contestant	Event Points	Score	Time	All Around Points	Payout
10	MILLER, MIKENZY	10.00	0.0	8.470	10.00	0.00
24	WILKEN, LINDSEY	9.00	0.0	10.460	9.00	0.00
9	WOODWARD, MARLENE	8.00	0.0	10.530	8.00	0.00



South Dakota 4-H

## Listing of Scores by Rodeo

07/15/2015

BUTTE COUNTY


Page 4

1st Go

29	HAM, MEZA	7.00	0.0	10.850	7.00	0.00
17	GILBERT, SAWYER	6.00	0.0	11.090	6.00	0.00
19	WILLIAMS, BROOKLYN	5.00	0.0	11.390	5.00	0.00
27	BROWN, WREGAN	4.00	0.0	11.590	4.00	0.00
1	SMITH, HOLLIE	3.00	0.0	11.810	3.00	0.00
4	STEELE, KAYDEN	2.00	0.0	11.850	2.00	0.00
11	GROVES, KAYCEE	1.00	0.0	11.970	1.00	0.00
5	BROWN, WACEY	0.00	0.0	12.190	0.00	0.00
15	THORSTENSON, TAYLA	0.00	0.0	13.190	0.00	0.00
12	JENSEN, JASMYN	0.00	0.0	13.830	0.00	0.00
23	HANSON, SIDNEY	0.00	0.0	13.970	0.00	0.00
22	HAUGEN, LANDRY	0.00	0.0	14.460	0.00	0.00
20	WILSON, SAYLOR	0.00	0.0	14.690	0.00	0.00
26	BAKER, KYLENE	0.00	0.0	15.320	0.00	0.00
28	TRENT, KAYLEE	0.00	0.0	15.330	0.00	0.00
6	BROWN, KIARA	0.00	0.0	16.210	0.00	0.00
16	PETERSON, JAYME	0.00	0.0	16.630	0.00	0.00
2	CROWSER, JADEN	0.00	0.0	17.120	0.00	0.00
13	DERR, AUDRA	0.00	0.0	17.190	0.00	0.00
21	ELSHERE, JENNA	0.00	0.0	18.210	0.00	0.00
8	HOLBEN, SHAYLIE	0.00	0.0	18.610	0.00	0.00
18	GRILL, TAYLOR	0.00	0.0	22.660	0.00	0.00
14	CASPERS, TESSA	0.00	0.0	100.000	0.00	0.00
3	FERGUSON, SIDNI	0.00	0.0	100.000	0.00	0.00
25	GERARD, KAITLIN	0.00	0.0	100.000	0.00	0.00
7	LONG, SHYANN	0.00	0.0	100.000	0.00	0.00

### Event: Jr Girls Poles

Draw:	Contestant	Event Points	Score	Time	All Around Points	Payout
1	WILSON, SAYLOR	10.00	0.0	20.999	10.00	0.00
13	MILLER, MIKENZY	9.00	0.0	21.703	9.00	0.00
24	STEELE, KAYDEN	8.00	0.0	21.735	8.00	0.00
29	CASPERS, TESSA	7.00	0.0	21.985	7.00	0.00
23	BROWN, WREGAN	6.00	0.0	22.459	6.00	0.00
2	BROWN, WACEY	5.00	0.0	23.115	5.00	0.00
15	SMITH, HOLLIE	4.00	0.0	23.412	4.00	0.00
26	HANSON, SIDNEY	3.00	0.0	24.121	3.00	0.00
22	HAM, MEZA	2.00	0.0	24.179	2.00	0.00
18	HAUGEN, LANDRY	1.00	0.0	24.712	1.00	0.00
14	DEUTSCHER, SAMANTHA	0.00	0.0	25.431	0.00	0.00
28	GROVES, KAYCEE	0.00	0.0	26.062	0.00	0.00
11	HOLBEN, SHAYLIE	0.00	0.0	26.472	0.00	0.00
25	JENSEN, JASMYN	0.00	0.0	26.616	0.00	0.00
21	GRILL, TAYLOR	0.00	0.0	27.446	0.00	0.00
19	GARNOS, KAYT	0.00	0.0	29.831	0.00	0.00
16	WOODWARD, MARLENE	0.00	0.0	32.294	0.00	0.00
27	HUBERT, SAMANTHA	0.00	0.0	33.711	0.00	0.00
4	ANDERBERG, ACACIA	0.00	0.0	34.163	0.00	0.00
20	GILBERT, GRACY	0.00	0.0	34.464	0.00	0.00
6	TRENT, KAYLEE	0.00	0.0	38.146	0.00	0.00
17	WESTPHAL, KATELYNN	0.00	0.0	38.423	0.00	0.00
34	FERGUSON, SIDNI	0.00	0.0	41.745	0.00	0.00
33	ELSHERE, JENNA	0.00	0.0	43.411	0.00	0.00



South Dakota 4-H

*Listing of Scores by Rodeo*

07/15/2015

BUTTE COUNTY

Page 5

1st Go

32 HEIL, JESSICA	0.00	0.0	100.000	0.00	0.00
12 REDER, WHITLEY	0.00	0.0	100.000	0.00	0.00
30 ALEXANDER, AUSTIN	0.00	0.0	100.000	0.00	0.00
8 BAKER, KYLENE	0.00	0.0	100.000	0.00	0.00
5 BROWN, KIARA	0.00	0.0	100.000	0.00	0.00
31 DERR, AUDRA	0.00	0.0	100.000	0.00	0.00
7 GERARD, KAITLIN	0.00	0.0	100.000	0.00	0.00
9 LONG, SHYANN	0.00	0.0	100.000	0.00	0.00
10 PETERSON, JAYME	0.00	0.0	100.000	0.00	0.00
3 WILLIAMS, BROOKLYN	0.00	0.0	100.000	0.00	0.00

**Event: Jr Jr Barrels**


Draw: Contestant	Event Points	Score	Time	All Around Points	Payout
24 BOWDEN, RANCE	10.00	0.0	19.093	10.00	0.00
9 MERRILL, TEARRA	9.00	0.0	19.258	9.00	0.00
17 HENWOOD, CHARLIE	8.00	0.0	19.897	8.00	0.00
10 CROWSER, KALE	7.00	0.0	20.081	7.00	0.00
20 GRUEB, REAGAN	6.00	0.0	20.123	6.00	0.00
13 LONG, SKYLEE	5.00	0.0	20.488	5.00	0.00
16 MEYER, SOPHIA	4.00	0.0	20.515	4.00	0.00
25 HILGENKAMP, SIERRA	3.00	0.0	20.592	3.00	0.00
26 WARD, MATAYA	2.00	0.0	21.185	2.00	0.00
27 JONES, JAYSEE	1.00	0.0	21.341	1.00	0.00
2 ROMEY, BRIDGET	0.00	0.0	21.598	0.00	0.00
21 WESTPHAL, LACEY	0.00	0.0	21.649	0.00	0.00
15 CASPERS, JESSICA	0.00	0.0	24.405	0.00	0.00
6 CARLSON, SAVANNA	0.00	0.0	24.476	0.00	0.00
7 MILLAR, RYLE	0.00	0.0	24.814	0.00	0.00
1 CRAGO, CHLOE	0.00	0.0	24.937	0.00	0.00
3 HENWOOD, THOMAS	0.00	0.0	26.230	0.00	0.00
4 LONG, STETSON	0.00	0.0	26.431	0.00	0.00
5 OSMOTHERLY, ERIN	0.00	0.0	26.553	0.00	0.00
22 GILBERT, GAGE	0.00	0.0	26.795	0.00	0.00
18 JANVRIN, JET	0.00	0.0	27.446	0.00	0.00
28 GAER, TAYLOR	0.00	0.0	27.618	0.00	0.00
19 HOWIE, BUDDY	0.00	0.0	28.899	0.00	0.00
8 GARNOS, TEXI	0.00	0.0	31.364	0.00	0.00
11 GRILL, CADE	0.00	0.0	32.280	0.00	0.00
12 LONG, LEXI	0.00	0.0	35.477	0.00	0.00
14 JENSEN, JET	0.00	0.0	100.000	0.00	0.00
23 HAM, BLAIR	0.00	0.0	100.000	0.00	0.00

**Event: Jr Jr Flag Race**

Draw: Contestant	Event Points	Score	Time	All Around Points	Payout
0 GILBERT, GAGE	0.00	0.0	0.000	0.00	0.00

**Event: Jr Jr Goats**

Draw: Contestant	Event Points	Score	Time	All Around Points	Payout
10 MERRILL, TEARRA	10.00	0.0	5.400	10.00	0.00
14 CRAGO, CHLOE	9.00	0.0	6.780	9.00	0.00
30 JENSEN, JET	8.00	0.0	7.590	8.00	0.00
20 HENWOOD, THOMAS	7.00	0.0	7.780	7.00	0.00
26 WARD, MATAYA	6.00	0.0	7.880	6.00	0.00
22 HILGENKAMP, SIERRA	5.00	0.0	8.130	5.00	0.00



*Listing of Scores by Rodeo*


BUTTE COUNTY

1st Go

5	GRILL, CADE	4.00	0.0	8.550	4.00	0.00
27	LONG, SKYLEE	3.00	0.0	8.560	3.00	0.00
3	CROWSER, KALE	2.00	0.0	8.580	2.00	0.00
31	HUBERT, SETH	1.00	0.0	8.590	1.00	0.00
15	HENWOOD, CHARLIE	0.00	0.0	8.810	0.00	0.00
12	GAER, TAYLOR	0.00	0.0	8.810	0.00	0.00
17	BOWDEN, RANCE	0.00	0.0	8.880	0.00	0.00
19	JANVRIN, JET	0.00	0.0	9.030	0.00	0.00
29	GRUEB, REAGAN	0.00	0.0	9.660	0.00	0.00
1	MONTAGUE, KADE	0.00	0.0	9.690	0.00	0.00
16	GILBERT, GAGE	0.00	0.0	9.870	0.00	0.00
6	CASPERS, JESSICA	0.00	0.0	10.880	0.00	0.00
7	LONG, STETSON	0.00	0.0	11.560	0.00	0.00
28	ROMEY, BRIDGET	0.00	0.0	11.560	0.00	0.00
11	GERARD, COLTER	0.00	0.0	11.920	0.00	0.00
8	LONG, LEXI	0.00	0.0	12.310	0.00	0.00
25	JONES, JAYSEE	0.00	0.0	12.540	0.00	0.00
13	MEYER, SOPHIA	0.00	0.0	13.280	0.00	0.00
21	OSMOTHERLY, ERIN	0.00	0.0	14.840	0.00	0.00
24	GARNOS, TEXI	0.00	0.0	16.350	0.00	0.00
18	MILLAR, RYLE	0.00	0.0	100.000	0.00	0.00
4	THORSTENSON, TREG	0.00	0.0	100.000	0.00	0.00
2	WESTPHAL, LACEY	0.00	0.0	100.000	0.00	0.00
23	HOWIE, BUDDY	0.00	0.0	100.000	0.00	0.00
9	HAM, BLAIR	0.00	0.0	100.000	0.00	0.00

**Event: Jr Jr Poles**

Draw:	Contestant	Event Points	Score	Time	All Around Points	Payout
21	BOWDEN, RANCE	10.00	0.0	22.750	10.00	0.00
10	MERRILL, TEARRA	9.00	0.0	23.368	9.00	0.00
28	HENWOOD, CHARLIE	8.00	0.0	23.936	8.00	0.00
8	MEYER, SOPHIA	7.00	0.0	25.902	7.00	0.00
14	ROMEY, BRIDGET	6.00	0.0	26.526	6.00	0.00
11	JENSEN, JET	5.00	0.0	27.529	5.00	0.00
2	LONG, SKYLEE	4.00	0.0	27.696	4.00	0.00
4	CRAGO, CHLOE	3.00	0.0	27.763	3.00	0.00
17	CROWSER, KALE	2.00	0.0	27.933	2.00	0.00
1	MONTAGUE, KADE	1.00	0.0	28.225	1.00	0.00
20	GRUEB, REAGAN	0.00	0.0	28.298	0.00	0.00
25	GILBERT, GAGE	0.00	0.0	28.440	0.00	0.00
29	HENWOOD, THOMAS	0.00	0.0	28.867	0.00	0.00
9	WARD, MATAYA	0.00	0.0	29.000	0.00	0.00
15	CASPERS, JESSICA	0.00	0.0	29.109	0.00	0.00
22	LONG, STETSON	0.00	0.0	29.638	0.00	0.00
24	CARLSON, SAVANNA	0.00	0.0	30.782	0.00	0.00
6	JONES, JAYSEE	0.00	0.0	30.845	0.00	0.00
13	MILLAR, RYLE	0.00	0.0	31.527	0.00	0.00
12	JANVRIN, JET	0.00	0.0	33.443	0.00	0.00
3	WESTPHAL, LACEY	0.00	0.0	35.067	0.00	0.00
18	OSMOTHERLY, ERIN	0.00	0.0	35.767	0.00	0.00
5	HOWIE, BUDDY	0.00	0.0	36.214	0.00	0.00
27	GAER, TAYLOR	0.00	0.0	40.340	0.00	0.00
23	LONG, LEXI	0.00	0.0	42.180	0.00	0.00



*Listing of Scores by Rodeo*

1st Go

7 GARNOS, TEXI	0.00	0.0	46.307	0.00	0.00
19 HILGENKAMP, SIERRA	0.00	0.0	100.000	0.00	0.00
26 GRILL, CADE	0.00	0.0	100.000	0.00	0.00
16 HAM, BLAIR	0.00	0.0	100.000	0.00	0.00

**Event: Jr Jr Steer Riding**

Draw: Contestant	Event Points	Score	Time	All Around Points	Payout
6 HENWOOD, THOMAS	10.00	68.0	0.000	10.00	0.00
5 HENWOOD, CHARLIE	9.00	64.0	0.000	9.00	0.00
3 LONG, STETSON	8.00	59.0	0.000	8.00	0.00
8 THORSTENSON, TREG	7.00	55.0	0.000	7.00	0.00
4 JOENS, RAILE	6.00	54.0	0.000	6.00	0.00
7 REDER, REECE	5.00	53.0	0.000	5.00	0.00
1 HOWIE, BUDDY	4.00	51.0	0.000	4.00	0.00
0 GILBERT, GAGE	3.00	47.0	0.000	3.00	0.00
2 MONTAGUE, KADE	2.00	44.0	0.000	2.00	0.00

**Event: Sr Boys Bareback Rid**

Draw: Contestant	Event Points	Score	Time	All Around Points	Payout
1 CARMODY, JAKE	10.00	54.0	0.000	10.00	0.00

**Event: Sr Boys Saddle Bronc**

Draw: Contestant	Event Points	Score	Time	All Around Points	Payout
2 SEXTON, PADEN	10.00	63.0	0.000	10.00	0.00
1 ELSHERE, TREY	9.00	60.0	0.000	9.00	0.00

**Event: Sr Boys Str Wrstlng**

Draw: Contestant	Event Points	Score	Time	All Around Points	Payout
2 WOODWARD, BRENT	10.00	0.0	8.560	10.00	0.00
1 HURST, DALTON	9.00	0.0	8.690	9.00	0.00
3 KINSELLA, KADE	0.00	0.0	100.000	0.00	0.00

**Event: Sr Boys Tie Down**


Draw: Contestant	Event Points	Score	Time	All Around Points	Payout
8 SMITH, JAYKOB	10.00	0.0	19.610	10.00	0.00
13 FITE, TANNER	9.00	0.0	20.210	9.00	0.00
1 BROWN, WINSTON	8.00	0.0	25.640	8.00	0.00
9 WOODWARD, BRENT	7.00	0.0	27.800	7.00	0.00
5 SCHAACK, WYNN	0.00	0.0	100.000	0.00	0.00
2 BOLDON, BAXTER	0.00	0.0	100.000	0.00	0.00
4 ELSHERE, TREY	0.00	0.0	100.000	0.00	0.00
10 KINSELLA, KADE	0.00	0.0	100.000	0.00	0.00
11 LEONHARDT, MARK	0.00	0.0	100.000	0.00	0.00
3 PETERSON, JON	0.00	0.0	100.000	0.00	0.00
12 SMITH, NOLAN	0.00	0.0	100.000	0.00	0.00
6 HURST, DALTON	0.00	0.0	100.000	0.00	0.00
7 MONNENS, WADE	0.00	0.0	100.000	0.00	0.00

**Event: Sr Bull Riding**

Draw: Contestant	Event Points	Score	Time	All Around Points	Payout
2 CERMAK, LANE	0.00	0.0	0.000	0.00	0.00
3 OLSON, CHANCE	0.00	0.0	0.000	0.00	0.00
1 SCHMIDT, TJ	0.00	0.0	0.000	0.00	0.00

**Event: Sr Girls Barrels**

Draw: Contestant	Event Points	Score	Time	All Around Points	Payout
10 MAHER, SYDNEY	10.00	0.0	18.170	10.00	0.00



*Listing of Scores by Rodeo*

BUTTE COUNTY


1st Go

25 RYAN, MOLLY	9.00	0.0	18.176	9.00	0.00
17 PHILIPSEN, BRIANNA	8.00	0.0	18.186	8.00	0.00
26 LEONHARDT, TYRA	7.00	0.0	18.332	7.00	0.00
35 MUTCHLER, BAILLIE	6.00	0.0	18.427	6.00	0.00
3 RYAN, JESSICA	5.00	0.0	18.492	5.00	0.00
28 FUERST, SYDNEY	4.00	0.0	18.606	4.00	0.00
5 WILLIAMS, BRIANNA	3.00	0.0	18.620	3.00	0.00
11 CURTIS, KARISA	2.00	0.0	18.639	2.00	0.00
19 GROVES, KAILYN	1.00	0.0	18.869	1.00	0.00
29 HURST, SADEE	0.00	0.0	18.955	0.00	0.00
27 CASPERS, KASSIDY	0.00	0.0	18.986	0.00	0.00
23 GARRETT, SHAMRA	0.00	0.0	19.030	0.00	0.00
9 MARCH, CASSIDY	0.00	0.0	19.225	0.00	0.00
1 ADAMS, MEGAN	0.00	0.0	19.309	0.00	0.00
18 EVERSVIK, TARYN	0.00	0.0	19.355	0.00	0.00
15 WOODWARD, JADYN	0.00	0.0	19.361	0.00	0.00
7 MARCH, BRANDY	0.00	0.0	19.552	0.00	0.00
34 KOCER, HALLIE	0.00	0.0	19.588	0.00	0.00
20 GAER, TORI	0.00	0.0	19.594	0.00	0.00
33 HARRIS, JACELYN	0.00	0.0	19.636	0.00	0.00
12 STEVENS, AUBREE	0.00	0.0	19.742	0.00	0.00
24 HAFNER, NICOLE	0.00	0.0	20.117	0.00	0.00
13 BREWER, MIRANDA	0.00	0.0	21.223	0.00	0.00
2 HANSON, BROOKLYN	0.00	0.0	22.020	0.00	0.00
31 MONTAGUE, TAYLIN	0.00	0.0	22.671	0.00	0.00
4 LANE, HEAVEN	0.00	0.0	23.231	0.00	0.00
6 SCHNOSE, MYKELSI	0.00	0.0	23.681	0.00	0.00
14 REINERT, TARA	0.00	0.0	24.977	0.00	0.00
16 MCCARTHY, ALIESHA	0.00	0.0	25.534	0.00	0.00
8 BUCHHOLZ, MOLLY	0.00	0.0	100.000	0.00	0.00
32 CLARK, KAYLEE	0.00	0.0	100.000	0.00	0.00
21 EYMER, BRITTANY	0.00	0.0	100.000	0.00	0.00
30 GARRETT, MADDIE	0.00	0.0	100.000	0.00	0.00
22 VOS, SARAH	0.00	0.0	100.000	0.00	0.00

**Event: Sr Girls Breakaway**

Draw: Contestant	Event Points	Score	Time	All Around Points	Payout
6 HURST, SADEE	10.00	0.0	2.440	10.00	0.00
11 RYAN, JESSICA	9.00	0.0	3.710	9.00	0.00
14 WILKEN, TRICIA	8.00	0.0	4.150	8.00	0.00
21 WILLIAMS, BRIANNA	7.00	0.0	4.740	7.00	0.00
35 MUTCHLER, BAILLIE	6.00	0.0	4.840	6.00	0.00
19 GROVES, KAILYN	5.00	0.0	4.860	5.00	0.00
9 MIKKELSON, MIKENZIE	4.00	0.0	4.960	4.00	0.00
27 ADAMS, MEGAN	3.00	0.0	6.060	3.00	0.00
18 RYAN, MOLLY	2.00	0.0	7.010	2.00	0.00
7 HANSON, BROOKLYN	0.00	0.0	100.000	0.00	0.00
2 MARCH, BRANDY	0.00	0.0	100.000	0.00	0.00
4 MARCH, CASSIDY	0.00	0.0	100.000	0.00	0.00
28 MONTAGUE, TAYLIN	0.00	0.0	100.000	0.00	0.00
31 PHILIPSEN, BRIANNA	0.00	0.0	100.000	0.00	0.00
13 BREWER, MIRANDA	0.00	0.0	100.000	0.00	0.00
5 CASPERS, KASSIDY	0.00	0.0	100.000	0.00	0.00





South Dakota 4-H

*Listing of Scores by Rodeo*

07/15/2015

BUTTE COUNTY

Page 9

1st Go


10	CLARK, KAYLEE	0.00	0.0	100.000	0.00	0.00
1	EVERSVIK, TARYN	0.00	0.0	100.000	0.00	0.00
24	EYMER, BRITTANY	0.00	0.0	100.000	0.00	0.00
23	FUERST, SYDNEY	0.00	0.0	100.000	0.00	0.00
17	GAER, TORI	0.00	0.0	100.000	0.00	0.00
25	GARRETT, SHAMRA	0.00	0.0	100.000	0.00	0.00
20	HAFNER, NICOLE	0.00	0.0	100.000	0.00	0.00
26	HARRIS, JACELYN	0.00	0.0	100.000	0.00	0.00
8	KOCER, HALLIE	0.00	0.0	100.000	0.00	0.00
34	LANE, HEAVEN	0.00	0.0	100.000	0.00	0.00
12	LEONHARDT, TYRA	0.00	0.0	100.000	0.00	0.00
30	PRICE, SHIANNE	0.00	0.0	100.000	0.00	0.00
22	PRICE, SIERRA	0.00	0.0	100.000	0.00	0.00
16	SEXTON, BRIANNA	0.00	0.0	100.000	0.00	0.00
3	STEVENS, AUBREE	0.00	0.0	100.000	0.00	0.00
32	WARD, KEANNA	0.00	0.0	100.000	0.00	0.00
33	WARD, SIERRA	0.00	0.0	100.000	0.00	0.00
29	WOODWARD, JADYN	0.00	0.0	100.000	0.00	0.00
15	SCHNOSE, MYKELSI	0.00	0.0	100.000	0.00	0.00

**Event: Sr Girls Goats**

Draw:	Contestant	Event Points	Score	Time	All Around Points	Payout
15	WILKEN, TRICIA	10.00	0.0	7.750	10.00	0.00
14	RYAN, JESSICA	9.00	0.0	8.480	9.00	0.00
26	MUTCHLER, BAILLIE	8.00	0.0	9.220	8.00	0.00
3	HURST, SADEE	7.00	0.0	9.370	7.00	0.00
1	WARD, SIERRA	6.00	0.0	9.790	6.00	0.00
8	SEXTON, BRIANNA	5.00	0.0	10.030	5.00	0.00
25	ADAMS, MEGAN	4.00	0.0	10.750	4.00	0.00
17	GROVES, KAILYN	3.00	0.0	10.940	3.00	0.00
22	PRICE, SHIANNE	2.00	0.0	11.310	2.00	0.00
4	VOS, SARAH	1.00	0.0	11.340	1.00	0.00
16	WILLIAMS, BRIANNA	0.00	0.0	11.400	0.00	0.00
5	LEONHARDT, TYRA	0.00	0.0	11.930	0.00	0.00
23	BREWER, MIRANDA	0.00	0.0	12.310	0.00	0.00
21	CASPERS, KASSIDY	0.00	0.0	12.460	0.00	0.00
10	MONTAGUE, TAYLIN	0.00	0.0	12.560	0.00	0.00
19	SCHNOSE, MYKELSI	0.00	0.0	12.680	0.00	0.00
2	KOCER, HALLIE	0.00	0.0	12.840	0.00	0.00
12	HANSON, BROOKLYN	0.00	0.0	13.680	0.00	0.00
9	GAER, TORI	0.00	0.0	14.380	0.00	0.00
18	GARRETT, SHAMRA	0.00	0.0	14.540	0.00	0.00
11	HARRIS, JACELYN	0.00	0.0	14.780	0.00	0.00
20	BUCHHOLZ, MOLLY	0.00	0.0	100.000	0.00	0.00
24	CLARK, KAYLEE	0.00	0.0	100.000	0.00	0.00
13	FUERST, SYDNEY	0.00	0.0	100.000	0.00	0.00
7	WARD, KEANNA	0.00	0.0	100.000	0.00	0.00
6	RYAN, MOLLY	0.00	0.0	100.000	0.00	0.00

**Event: Sr Girls Poles**

Draw:	Contestant	Event Points	Score	Time	All Around Points	Payout
15	WARD, KEANNA	10.00	0.0	20.932	10.00	0.00
31	WARD, SIERRA	9.00	0.0	21.060	9.00	0.00
36	MUTCHLER, BAILLIE	8.00	0.0	21.307	8.00	0.00



*Listing of Scores by Rodeo*

BUTTE COUNTY

1st Go


12	CASPERS, KASSIDY	7.00	0.0	21.917	7.00	0.00
5	SCHNOSE, MYKELSI	6.00	0.0	22.284	6.00	0.00
16	ADAMS, MEGAN	5.00	0.0	22.459	5.00	0.00
14	HURST, SADEE	4.00	0.0	22.502	4.00	0.00
28	PHILIPSEN, BRIANNA	3.00	0.0	22.616	3.00	0.00
22	WOODWARD, JADYN	2.00	0.0	22.878	2.00	0.00
3	PRICE, SHIANNE	1.00	0.0	23.019	1.00	0.00
30	WILKEN, TRICIA	0.00	0.0	23.426	0.00	0.00
19	HAFNER, NICOLE	0.00	0.0	25.382	0.00	0.00
4	RYAN, JESSICA	0.00	0.0	26.557	0.00	0.00
8	FUERST, SYDNEY	0.00	0.0	26.815	0.00	0.00
18	WILLIAMS, BRIANNA	0.00	0.0	26.974	0.00	0.00
32	PRICE, SIERRA	0.00	0.0	27.010	0.00	0.00
13	HANSON, BROOKLYN	0.00	0.0	27.642	0.00	0.00
34	REINERT, TARA	0.00	0.0	28.091	0.00	0.00
7	MARCH, BRANDY	0.00	0.0	28.186	0.00	0.00
20	GARRETT, SHAMRA	0.00	0.0	28.698	0.00	0.00
25	KOCER, HALLIE	0.00	0.0	29.242	0.00	0.00
21	EVERSVIK, TARYN	0.00	0.0	29.402	0.00	0.00
2	GAER, TORI	0.00	0.0	29.780	0.00	0.00
29	MAHER, SYDNEY	0.00	0.0	30.815	0.00	0.00
17	LANE, HEAVEN	0.00	0.0	31.356	0.00	0.00
35	STEVENS, AUBREE	0.00	0.0	31.920	0.00	0.00
1	MARCH, CASSIDY	0.00	0.0	32.150	0.00	0.00
27	MONTAGUE, TAYLIN	0.00	0.0	34.530	0.00	0.00
9	MCCARTHY, ALIESHA	0.00	0.0	34.949	0.00	0.00
33	BREWER, MIRANDA	0.00	0.0	35.411	0.00	0.00
23	RYAN, MOLLY	0.00	0.0	44.668	0.00	0.00
11	BUCHHOLZ, MOLLY	0.00	0.0	100.000	0.00	0.00
6	CURTIS, KARISA	0.00	0.0	100.000	0.00	0.00
24	EYMER, BRITTANY	0.00	0.0	100.000	0.00	0.00
26	GARRETT, MADDIE	0.00	0.0	100.000	0.00	0.00
10	VOS, SARAH	0.00	0.0	100.000	0.00	0.00

**Event: Sr. Ribbon Roping**

Draw:	Contestant	Event Points	Score	Time	All Around Points	Payout
13	PHILIPSEN, BRIANNA	10.00	0.0	8.220	10.00	0.00
10	KOCER, HALLIE	9.00	0.0	9.640	9.00	0.00
5	GROVES, KAILYN	8.00	0.0	9.690	8.00	0.00
2	WILKEN, TRICIA	7.00	0.0	9.820	7.00	0.00
8	HURST, SADEE	6.00	0.0	14.110	6.00	0.00
1	ADAMS, MEGAN	5.00	0.0	14.240	5.00	0.00
14	MARCH, BRANDY	0.00	0.0	100.000	0.00	0.00
11	CASPERS, KASSIDY	0.00	0.0	100.000	0.00	0.00
6	CLARK, KAYLEE	0.00	0.0	100.000	0.00	0.00
9	GAER, TORI	0.00	0.0	100.000	0.00	0.00
4	LEONHARDT, TYRA	0.00	0.0	100.000	0.00	0.00
3	WARD, KEANNA	0.00	0.0	100.000	0.00	0.00
12	WARD, SIERRA	0.00	0.0	100.000	0.00	0.00
7	SCHNOSE, MYKELSI	0.00	0.0	100.000	0.00	0.00

**Event: Sr. Team Roping**

Draw:	Contestant	Event Points	Score	Time	All Around Points	Payout
13	WOODWARD, BRENT (1)	10.00	0.0	11.900	10.00	0.00

*Listing of Scores by Rodeo*

07/15/2015

BUTTE COUNTY

Page 11

1st Go

13 BROWN, WINSTON (2)	10.00	0.0	11.900	10.00	0.00
6 MARCH, CASSIDY (1)	9.00	0.0	13.650	9.00	0.00
6 MARCH, BRANDY (2)	9.00	0.0	13.650	9.00	0.00
11 CASPERS, KASSIDY (1)	8.00	0.0	15.400	8.00	0.00
11 KINSELLA, KADE (2)	8.00	0.0	15.400	8.00	0.00
3 SMITH, NOLAN (1)	7.00	0.0	16.110	7.00	0.00
3 SCHNOSE, MYKELSI (2)	7.00	0.0	16.110	7.00	0.00
4 SCHAACK, WYNN (1)	6.00	0.0	18.330	6.00	0.00
4 FITE, TANNER (2)	6.00	0.0	18.330	6.00	0.00
12 LANE, HEAVEN (1)	5.00	0.0	20.190	5.00	0.00
12 SCHMIDT, TJ (2)	5.00	0.0	20.190	5.00	0.00
1 PRICE, SHIANNE (1)	4.00	0.0	35.700	4.00	0.00
1 HANSON, BROOKLYN (2)	4.00	0.0	35.700	4.00	0.00
9 HAFNER, NICOLE (1)	3.00	0.0	36.290	3.00	0.00
9 GAER, TORI (2)	3.00	0.0	36.290	3.00	0.00
8 HOLBEN, STRAN (1)	0.00	0.0	100.000	0.00	0.00
10 CLARK, KAYLEE (1)	0.00	0.0	100.000	0.00	0.00
2 LEONHARDT, TYRA (1)	0.00	0.0	100.000	0.00	0.00
5 HURST, SADEE (1)	0.00	0.0	100.000	0.00	0.00
7 SEXTON, BRIANNA (1)	0.00	0.0	100.000	0.00	0.00
8 SLEEP, CARSON (2)	0.00	0.0	100.000	0.00	0.00
10 PHILIPSEN, BRIANNA (2)	0.00	0.0	100.000	0.00	0.00
2 LEONHARDT, MARK (2)	0.00	0.0	100.000	0.00	0.00
5 HURST, DALTON (2)	0.00	0.0	100.000	0.00	0.00
7 KOCER, HALLIE (2)	0.00	0.0	100.000	0.00	0.00