

South Dakota 4-H

*Listing of Scores by Rodeo*

07/22/2015

BRULE COUNTY

Page 1

1st Go

**Event: Jr Boys Breakaway**


Draw: Contestant	Event Points	Score	Time	All Around Points	Payout
23 PHILLIPS, DAWSON	10.00	0.0	3.730	10.00	0.00
19 ESSER, TOBIN	9.00	0.0	5.140	9.00	0.00
29 PETERSEK, LINKYN	8.00	0.0	5.670	8.00	0.00
13 MOORE, DALTON	7.00	0.0	7.670	7.00	0.00
30 SHELBOURN, STETSON	6.00	0.0	10.320	6.00	0.00
22 FLOYD, TYSON	5.00	0.0	16.396	5.00	0.00
6 WIENTJES, RAFE	4.00	0.0	19.100	4.00	0.00
18 HOFFMAN, TATE	0.00	0.0	100.000	0.00	0.00
9 WALN, BODEY	0.00	0.0	100.000	0.00	0.00
31 WILSON, CASH	0.00	0.0	100.000	0.00	0.00
28 HANSON, FINN (MASON)	0.00	0.0	100.000	0.00	0.00
24 COWAN, TEVIN	0.00	0.0	100.000	0.00	0.00
12 FITZGERALD, EAGAN	0.00	0.0	100.000	0.00	0.00
5 PULSCHER, COLTON	0.00	0.0	100.000	0.00	0.00
7 WILLIAMS, BURKE	0.00	0.0	100.000	0.00	0.00
8 KANSANBACK, WADE	0.00	0.0	100.000	0.00	0.00
2 COWAN, TRAKE	0.00	0.0	100.000	0.00	0.00
4 COWAN, TELSON	0.00	0.0	100.000	0.00	0.00
21 KING, NATHANIAL	0.00	0.0	100.000	0.00	0.00
20 KIEHN, KORDEL	0.00	0.0	100.000	0.00	0.00
15 KIEHN, RAFE	0.00	0.0	100.000	0.00	0.00
14 OLSON, WYATT	0.00	0.0	100.000	0.00	0.00
32 GARNOS, MCCALL	0.00	0.0	100.000	0.00	0.00
11 CAHOY, WYATT	0.00	0.0	100.000	0.00	0.00
26 MICHALEK, COLTON	0.00	0.0	100.000	0.00	0.00
16 AASBY, GRADY	0.00	0.0	100.000	0.00	0.00
1 HEATHERSHAW, MATHEW	0.00	0.0	100.000	0.00	0.00
27 HEATHERSHAW, MALCOLM	0.00	0.0	100.000	0.00	0.00
10 LARSON, JESSE	0.00	0.0	100.000	0.00	0.00
3 SPENCER, TRISTAN	0.00	0.0	100.000	0.00	0.00
17 SCOTT, STRAN	0.00	0.0	100.000	0.00	0.00
25 REIS, BUSTER	0.00	0.0	100.000	0.00	0.00

**Event: Jr Boys Cattle Ridin**

Draw: Contestant	Event Points	Score	Time	All Around Points	Payout
5 WILSON, CASH	10.00	56.0	0.000	10.00	0.00
9 KIRKIE, KALER	9.00	49.0	0.000	9.00	0.00
6 COWAN, TEVIN	8.00	46.0	0.000	8.00	0.00
7 GRANT, KANE	0.00	0.0	0.000	0.00	0.00
3 MOORE, DALTON	0.00	0.0	0.000	0.00	0.00
1 FITZGERALD, EAGAN	0.00	0.0	0.000	0.00	0.00
4 HEBB, MARTY	0.00	0.0	0.000	0.00	0.00
8 AASBY, GRADY	0.00	0.0	0.000	0.00	0.00
2 FILIPEK, COOPER	0.00	0.0	0.000	0.00	0.00

**Event: Jr Boys Flag Race**

Draw: Contestant	Event Points	Score	Time	All Around Points	Payout
31 WOLLES, CLAY	10.00	0.0	8.459	10.00	0.00
30 PHILLIPS, DAWSON	9.00	0.0	8.525	9.00	0.00
15 HEATHERSHAW, MATHEW	8.00	0.0	8.734	8.00	0.00
5 HOFFMAN, TATE	7.00	0.0	8.986	7.00	0.00



*Listing of Scores by Rodeo*


BRULE COUNTY

1st Go

25	ESSER, TOBIN	6.00	0.0	9.154	6.00	0.00
41	CAHOY, WYATT	5.00	0.0	9.164	5.00	0.00
7	REIS, SWADE	4.00	0.0	9.167	4.00	0.00
27	WILLIAMS, BURKE	3.00	0.0	9.288	3.00	0.00
15	REIS, BUSTER	2.00	0.0	9.372	2.00	0.00
39	FLOYD, TYSON	1.00	0.0	9.447	1.00	0.00
26	PAULSON, COLE	0.00	0.0	9.461	0.00	0.00
3	HAUGEN, ELI	0.00	0.0	9.467	0.00	0.00
0	BAIREY, PADEN	0.00	0.0	9.675	0.00	0.00
4	KIEHN, RAFE	0.00	0.0	9.754	0.00	0.00
37	MOORE, DALTON	0.00	0.0	9.763	0.00	0.00
40	KNOX, TREYTON	0.00	0.0	9.899	0.00	0.00
32	AASBY, COBY	0.00	0.0	9.943	0.00	0.00
19	AASBY, GRADY	0.00	0.0	9.968	0.00	0.00
12	KANSANBACK, WADE	0.00	0.0	12.705	0.00	0.00
1	HEBB, MARTY	0.00	0.0	13.752	0.00	0.00
35	MICHALEK, RYDER	0.00	0.0	22.957	0.00	0.00
24	JUNGWIRTH, JAXON	0.00	0.0	23.097	0.00	0.00
10	WALN, BODEY	0.00	0.0	100.000	0.00	0.00
13	WILSON, CASH	0.00	0.0	100.000	0.00	0.00
6	HANSON, FINN (MASON)	0.00	0.0	100.000	0.00	0.00
33	COWAN, TEVIN	0.00	0.0	100.000	0.00	0.00
36	RINEHART, GAGE	0.00	0.0	100.000	0.00	0.00
8	COWAN, TRAKE	0.00	0.0	100.000	0.00	0.00
9	COWAN, TELSON	0.00	0.0	100.000	0.00	0.00
2	KING, NATHANIAL	0.00	0.0	100.000	0.00	0.00
28	KIEHN, KORDEL	0.00	0.0	100.000	0.00	0.00
29	PETERSEK, LINKYN	0.00	0.0	100.000	0.00	0.00
42	OLSON, WYATT	0.00	0.0	100.000	0.00	0.00
17	SCHMIDT, RHONE	0.00	0.0	100.000	0.00	0.00
18	GARNOS, MCCALL	0.00	0.0	100.000	0.00	0.00
21	MICHALEK, COLTON	0.00	0.0	100.000	0.00	0.00
23	HAUGEN, PRESTYN	0.00	0.0	100.000	0.00	0.00
38	VAITH, KAIL	0.00	0.0	100.000	0.00	0.00
16	HEATHERSHAW, MALCOLM	0.00	0.0	100.000	0.00	0.00
22	SHELBOURN, STETSON	0.00	0.0	100.000	0.00	0.00
34	LARSON, JESSE	0.00	0.0	100.000	0.00	0.00
14	SPENCER, TRISTAN	0.00	0.0	100.000	0.00	0.00
20	SCOTT, STRAN	0.00	0.0	100.000	0.00	0.00
0	HAUGEN, PEYTON	0.00	0.0	100.000	0.00	0.00
0	GORSUCH, MATTHEW	0.00	0.0	100.000	0.00	0.00

**Event: Jr Boys Goats**

Draw:	Contestant	Event Points	Score	Time	All Around Points	Payout
34	PETERSEK, LINKYN	10.00	0.0	12.060	10.00	0.00
11	KIEHN, KORDEL	9.00	0.0	12.600	9.00	0.00
23	OLSON, WYATT	8.00	0.0	12.740	8.00	0.00
21	COWAN, TELSON	7.00	0.0	12.820	7.00	0.00
6	REIS, BUSTER	6.00	0.0	13.210	6.00	0.00
24	HANSON, FINN (MASON)	5.00	0.0	15.270	5.00	0.00
16	WIEN TJES, RA FE	4.00	0.0	15.280	4.00	0.00
10	KIEHN, RA FE	3.00	0.0	15.290	3.00	0.00
33	CAHOY, WYATT	2.00	0.0	15.450	2.00	0.00



South Dakota 4-H

**Listing of Scores by Rodeo**

07/22/2015

BRULE COUNTY


Page 3

1st Go

18	PHILLIPS, DAWSON	1.00	0.0	15.840	1.00	0.00
27	WILLIAMS, BURKE	0.00	0.0	16.940	0.00	0.00
9	FLOYD, TYSON	0.00	0.0	18.260	0.00	0.00
28	PAULSON, COLE	0.00	0.0	18.290	0.00	0.00
30	AASBY, GRADY	0.00	0.0	19.330	0.00	0.00
2	HOFFMAN, TATE	0.00	0.0	19.670	0.00	0.00
12	SPENCER, TRISTAN	0.00	0.0	20.450	0.00	0.00
36	KANSANBACK, WADE	0.00	0.0	20.530	0.00	0.00
25	SCOTT, STRAN	0.00	0.0	20.800	0.00	0.00
14	WOLLES, CLAY	0.00	0.0	21.160	0.00	0.00
35	COWAN, TEVIN	0.00	0.0	21.360	0.00	0.00
15	PULSCHER, COLTON	0.00	0.0	22.970	0.00	0.00
4	MOORE, DALTON	0.00	0.0	23.170	0.00	0.00
5	GARNOS, MCCALL	0.00	0.0	23.990	0.00	0.00
7	KING, NATHANIAL	0.00	0.0	24.210	0.00	0.00
20	HAUGEN, ELI	0.00	0.0	26.500	0.00	0.00
3	VAITH, KAIL	0.00	0.0	27.990	0.00	0.00
13	HEBB, MARTY	0.00	0.0	28.850	0.00	0.00
31	HAUGEN, PRESTYN	0.00	0.0	29.200	0.00	0.00
29	WALN, BODEY	0.00	0.0	100.000	0.00	0.00
17	ESSER, TOBIN	0.00	0.0	100.000	0.00	0.00
26	COWAN, TRAKE	0.00	0.0	100.000	0.00	0.00
19	MICHALEK, COLTON	0.00	0.0	100.000	0.00	0.00
22	MICHALEK, RYDER	0.00	0.0	100.000	0.00	0.00
8	AASBY, COBY	0.00	0.0	100.000	0.00	0.00
32	KNOX, TREYTON	0.00	0.0	100.000	0.00	0.00
37	LARSON, JESSE	0.00	0.0	100.000	0.00	0.00
1	JUNGWIRTH, JAXON	0.00	0.0	100.000	0.00	0.00
0	HAUGEN, PEYTON	0.00	0.0	100.000	0.00	0.00

**Event: Jr Girls Barrels**

Draw:	Contestant	Event Points	Score	Time	All Around Points	Payout
36	GARNOS, KAYT	10.00	0.0	16.825	10.00	0.00
26	HARRINGTON, TYRA	9.00	0.0	16.897	9.00	0.00
1	MARONE, MEGAN	8.00	0.0	16.921	8.00	0.00
8	KNIPLING, KAZNEY	7.00	0.0	17.043	7.00	0.00
32	BAIREY, ALAINA	6.00	0.0	17.050	6.00	0.00
15	STROUP, TAYLEE	5.00	0.0	17.073	5.00	0.00
29	KING, LAILA	4.00	0.0	17.119	4.00	0.00
38	LANG, SHELBY	3.00	0.0	17.249	3.00	0.00
14	FORMAN, DALE LEE	2.00	0.0	17.270	2.00	0.00
37	HARRINGTON, TANA	1.00	0.0	17.302	1.00	0.00
34	WALSH, HANNA	0.00	0.0	17.406	0.00	0.00
13	HAVLIK, HANNAH	0.00	0.0	17.412	0.00	0.00
25	HEATH, SAYDEE	0.00	0.0	17.574	0.00	0.00
2	NESS, SWAYZE	0.00	0.0	17.649	0.00	0.00
4	RISING, KENADI	0.00	0.0	17.735	0.00	0.00
10	HANSON, RAMEE	0.00	0.0	17.772	0.00	0.00
12	KOTT, JESSICA	0.00	0.0	17.794	0.00	0.00
40	MCCORD, SIDNEY	0.00	0.0	17.806	0.00	0.00
31	MUNSEN, CHLOE	0.00	0.0	17.938	0.00	0.00
11	WIEN TJES, CHANNING	0.00	0.0	18.091	0.00	0.00
0	BEESON, SHADA	0.00	0.0	18.207	0.00	0.00



South Dakota 4-H

**Listing of Scores by Rodeo**

07/22/2015

BRULE COUNTY

Page 4

1st Go


9	HOFFINE, BAYLIE	0.00	0.0	18.211	0.00	0.00
19	SCHUYLER, SAIGE	0.00	0.0	18.327	0.00	0.00
22	CARROLL, CHEYENNE	0.00	0.0	18.371	0.00	0.00
35	HUSSEY, SIDNEY	0.00	0.0	19.114	0.00	0.00
6	ELWOOD, HALEIGH	0.00	0.0	19.893	0.00	0.00
7	HUSTED, HALEY	0.00	0.0	20.775	0.00	0.00
5	HAVLIK, KATE	0.00	0.0	22.473	0.00	0.00
33	WOODWARD, JESSICA	0.00	0.0	22.801	0.00	0.00
18	FAGERHAUG, RAYLEE	0.00	0.0	23.526	0.00	0.00
23	ZACHARIAS, NATALIE	0.00	0.0	23.719	0.00	0.00
21	KLEIN, MAGGIE	0.00	0.0	27.268	0.00	0.00
16	SCOTT, CEDAR	0.00	0.0	27.519	0.00	0.00
39	HEEZEN, HANNAH	0.00	0.0	29.785	0.00	0.00
28	STORY, CHYNNA	0.00	0.0	36.042	0.00	0.00
27	HEBB, ELENA	0.00	0.0	100.000	0.00	0.00
17	HEPPER, DANDEE	0.00	0.0	100.000	0.00	0.00
3	VALANDRA, MACY	0.00	0.0	100.000	0.00	0.00
20	MARAS, KARLYE	0.00	0.0	100.000	0.00	0.00
30	SCOTT, TATUM	0.00	0.0	100.000	0.00	0.00
24	SCHWEITZER, BRIAR ROSE	0.00	0.0	100.000	0.00	0.00

**Event: Jr Girls Breakaway**

Draw:	Contestant	Event Points	Score	Time	All Around Points	Payout
14	MUNSEN, CHLOE	10.00	0.0	7.460	10.00	0.00
16	GARNOS, KAYT	9.00	0.0	29.060	9.00	0.00
7	HARRINGTON, TYRA	0.00	0.0	100.000	0.00	0.00
1	HANSON, RAMEE	0.00	0.0	100.000	0.00	0.00
23	HUSTED, HALEY	0.00	0.0	100.000	0.00	0.00
5	FORMAN, DALE LEE	0.00	0.0	100.000	0.00	0.00
12	MCCORD, SIDNEY	0.00	0.0	100.000	0.00	0.00
15	ELWOOD, KEELEIGH	0.00	0.0	100.000	0.00	0.00
4	CARROLL, CHEYENNE	0.00	0.0	100.000	0.00	0.00
17	KING, LAILA	0.00	0.0	100.000	0.00	0.00
6	KONTZ, MADISON	0.00	0.0	100.000	0.00	0.00
13	HAVLIK, HANNAH	0.00	0.0	100.000	0.00	0.00
10	HAVLIK, KATE	0.00	0.0	100.000	0.00	0.00
8	BAIREY, ALAINA	0.00	0.0	100.000	0.00	0.00
22	MARONE, MEGAN	0.00	0.0	100.000	0.00	0.00
19	ZACHARIAS, NATALIE	0.00	0.0	100.000	0.00	0.00
20	WOODWARD, JESSICA	0.00	0.0	100.000	0.00	0.00
18	RISING, KENADI	0.00	0.0	100.000	0.00	0.00
2	KNIPLING, KAZNEY	0.00	0.0	100.000	0.00	0.00
21	HEATH, SAYDEE	0.00	0.0	100.000	0.00	0.00
11	STROUP, TAYLEE	0.00	0.0	100.000	0.00	0.00
9	MARAS, KARLYE	0.00	0.0	100.000	0.00	0.00
3	SCHUYLER, SAIGE	0.00	0.0	100.000	0.00	0.00

**Event: Jr Girls Goats**

Draw:	Contestant	Event Points	Score	Time	All Around Points	Payout
15	FORMAN, DALE LEE	10.00	0.0	10.450	10.00	0.00
14	SCHUYLER, SAIGE	9.00	0.0	10.840	9.00	0.00
19	HARRINGTON, TANA	8.00	0.0	12.320	8.00	0.00
7	HOFFINE, BAYLIE	6.50	0.0	12.550	6.50	0.00
8	KNIPLING, KAZNEY	6.50	0.0	12.550	6.50	0.00



**Listing of Scores by Rodeo**


BRULE COUNTY

1st Go

29	STROUP, TAYLEE	5.00	0.0	13.890	5.00	0.00
10	HEATH, SAYDEE	4.00	0.0	14.650	4.00	0.00
26	WOODWARD, JESSICA	3.00	0.0	15.370	3.00	0.00
6	HUSSEY, SIDNEY	2.00	0.0	15.440	2.00	0.00
1	HANSON, RAMEE	1.00	0.0	15.570	1.00	0.00
30	LANG, SHELBY	0.00	0.0	15.600	0.00	0.00
11	HUSTED, HALEY	0.00	0.0	16.390	0.00	0.00
16	ELWOOD, HALEIGH	0.00	0.0	16.520	0.00	0.00
24	RISING, KENADI	0.00	0.0	16.640	0.00	0.00
20	BAIREY, ALAINA	0.00	0.0	16.730	0.00	0.00
2	KLEIN, MAGGIE	0.00	0.0	17.670	0.00	0.00
18	BEESON, SHADA	0.00	0.0	18.780	0.00	0.00
4	SCOTT, TATUM	0.00	0.0	20.430	0.00	0.00
9	KONTZ, MADISON	0.00	0.0	21.030	0.00	0.00
28	HAVLIK, KATE	0.00	0.0	21.590	0.00	0.00
21	BEESON, SUMMER	0.00	0.0	21.680	0.00	0.00
12	MCCORD, SIDNEY	0.00	0.0	22.380	0.00	0.00
22	MARONE, MEGAN	0.00	0.0	24.660	0.00	0.00
3	KING, LAILA	0.00	0.0	34.500	0.00	0.00
23	HEPPER, DANDEE	0.00	0.0	100.000	0.00	0.00
5	VALANDRA, MACY	0.00	0.0	100.000	0.00	0.00
13	HAVLIK, HANNAH	0.00	0.0	100.000	0.00	0.00
17	KOTT, JESSICA	0.00	0.0	100.000	0.00	0.00
25	MARAS, KARLYE	0.00	0.0	100.000	0.00	0.00
27	WIENTJES, CHANNING	0.00	0.0	100.000	0.00	0.00

**Event: Jr Girls Poles**

Draw:	Contestant	Event Points	Score	Time	All Around Points	Payout
26	STROUP, TAYLEE	10.00	0.0	21.784	10.00	0.00
37	HAVLIK, KATE	9.00	0.0	22.800	9.00	0.00
13	FORMAN, DALE LEE	8.00	0.0	23.510	8.00	0.00
3	WOODWARD, JESSICA	7.00	0.0	23.884	7.00	0.00
11	KONTZ, MADISON	6.00	0.0	24.857	6.00	0.00
1	MCCORD, SIDNEY	5.00	0.0	24.900	5.00	0.00
31	KOTT, JESSICA	4.00	0.0	25.092	4.00	0.00
19	CARROLL, CHEYENNE	3.00	0.0	27.531	3.00	0.00
20	HARRINGTON, TYRA	2.00	0.0	27.671	2.00	0.00
2	HEATH, SAYDEE	1.00	0.0	27.675	1.00	0.00
36	KLEIN, MAGGIE	0.00	0.0	27.762	0.00	0.00
22	SCHUYLER, SAIGE	0.00	0.0	27.929	0.00	0.00
17	GARNOS, KAYT	0.00	0.0	28.596	0.00	0.00
4	HANSON, RAMEE	0.00	0.0	28.650	0.00	0.00
25	HAVLIK, HANNAH	0.00	0.0	28.665	0.00	0.00
15	BEESON, SHADA	0.00	0.0	28.677	0.00	0.00
14	HARRINGTON, TANA	0.00	0.0	28.733	0.00	0.00
0	NESS, SWAYZE	0.00	0.0	28.945	0.00	0.00
33	WIENTJES, CHANNING	0.00	0.0	29.594	0.00	0.00
5	SCOTT, CEDAR	0.00	0.0	31.934	0.00	0.00
16	FAGERHAUG, RAYLEE	0.00	0.0	31.976	0.00	0.00
35	WALSH, HANNA	0.00	0.0	33.076	0.00	0.00
10	KNIPLING, KAZNEY	0.00	0.0	33.263	0.00	0.00
6	LANG, SHELBY	0.00	0.0	33.974	0.00	0.00
24	MUNSEN, CHLOE	0.00	0.0	34.971	0.00	0.00



South Dakota 4-H

**Listing of Scores by Rodeo**

07/22/2015

BRULE COUNTY

Page 6

1st Go


12	BAIREY, ALAINA	0.00	0.0	35.246	0.00	0.00
29	ZACHARIAS, NATALIE	0.00	0.0	36.084	0.00	0.00
8	ELWOOD, HALEIGH	0.00	0.0	36.717	0.00	0.00
18	KING, LAILA	0.00	0.0	38.963	0.00	0.00
30	HUSSEY, SIDNEY	0.00	0.0	39.432	0.00	0.00
28	HOFFINE, BAYLIE	0.00	0.0	43.849	0.00	0.00
23	RISING, KENADI	0.00	0.0	46.706	0.00	0.00
27	HEBB, ELENA	0.00	0.0	53.095	0.00	0.00
32	STORY, CHYNNA	0.00	0.0	57.067	0.00	0.00
21	HEPPER, DANDEE	0.00	0.0	100.000	0.00	0.00
34	MARONE, MEGAN	0.00	0.0	100.000	0.00	0.00
7	HEEZEN, HANNAH	0.00	0.0	100.000	0.00	0.00
9	MARAS, KARLYE	0.00	0.0	100.000	0.00	0.00
38	SCOTT, TATUM	0.00	0.0	100.000	0.00	0.00

**Event: Jr Jr Barrels**

Draw:	Contestant	Event Points	Score	Time	All Around Points	Payout
2	SCHUYLER, SAYLOR	10.00	0.0	17.855	10.00	0.00
20	KIEHN, LINDY	9.00	0.0	18.590	9.00	0.00
10	ELWOOD, KEELEIGH	8.00	0.0	18.745	8.00	0.00
19	HOFFINE, ASHLYN	6.00	0.0	18.977	6.00	0.00
14	NESS, SHAYDA	5.00	0.0	19.029	5.00	0.00
18	REIS, SWADE	4.00	0.0	19.398	4.00	0.00
4	ANTHONY, JOSIE	3.00	0.0	19.487	3.00	0.00
5	BAIREY, PADEN	2.00	0.0	19.586	2.00	0.00
17	MUNSEN, KIRSTIE	1.00	0.0	20.326	1.00	0.00
22	MCCORD, JOSIE	0.00	0.0	22.470	0.00	0.00
13	ELWOOD, WILEY	0.00	0.0	23.129	0.00	0.00
9	INGLE, MADELINE	0.00	0.0	23.978	0.00	0.00
7	HANSON, PIPER	0.00	0.0	25.891	0.00	0.00
16	PHILLIPS, GARRET	0.00	0.0	27.453	0.00	0.00
15	IRVING, GABI	0.00	0.0	28.205	0.00	0.00
26	WEBORG, KATE	0.00	0.0	28.325	0.00	0.00
12	CAHOY, WESTLIE	0.00	0.0	29.714	0.00	0.00
24	GARNOS, TEXI	0.00	0.0	29.850	0.00	0.00
21	WOODWARD, WESTON	0.00	0.0	30.376	0.00	0.00
3	CHELMO, TAYA	0.00	0.0	33.291	0.00	0.00
8	SCHMIDT, RHONE	0.00	0.0	34.907	0.00	0.00
1	GORSUCH, MATTHEW	0.00	0.0	64.701	0.00	0.00
6	BEESON, SHADA	0.00	0.0	100.000	0.00	0.00
11	MAXWELL, MARIAH	0.00	0.0	100.000	0.00	0.00
23	MOORE, KAYLEE	0.00	0.0	100.000	0.00	0.00

**Event: Jr Jr Goats**

Draw:	Contestant	Event Points	Score	Time	All Around Points	Payout
24	REIS, SWADE	10.00	0.0	6.690	10.00	0.00
7	MOORE, KAYLEE	9.00	0.0	7.240	9.00	0.00
13	CAHOY, WESTLIE	8.00	0.0	7.400	8.00	0.00
9	ELWOOD, KEELEIGH	7.00	0.0	8.460	7.00	0.00
12	SCHMIDT, RHONE	6.00	0.0	8.530	6.00	0.00
21	BAIREY, PADEN	5.00	0.0	8.540	5.00	0.00
15	HANSON, PIPER	2.50	0.0	8.720	2.50	0.00
18	HOFFINE, ASHLYN	2.50	0.0	8.720	2.50	0.00
1	WEBORG, KATE	1.00	0.0	8.970	1.00	0.00



South Dakota 4-H

## Listing of Scores by Rodeo

07/22/2015

BRULE COUNTY

Page 7

1st Go

23	WOODWARD, WESTON	0.00	0.0	9.170	0.00	0.00
22	PHILLIPS, GARRET	0.00	0.0	9.840	0.00	0.00
9	MCCORD, JOSIE	0.00	0.0	9.860	0.00	0.00
11	NESS, SHAYDA	0.00	0.0	10.050	0.00	0.00
20	PETERSEK, PRESLEIE	0.00	0.0	10.500	0.00	0.00
1	ELWOOD, WILEY	0.00	0.0	10.930	0.00	0.00
3	DEHNING, RAYLYNN	0.00	0.0	11.750	0.00	0.00
14	ANTHONY, JOSIE	0.00	0.0	12.290	0.00	0.00
4	INGLE, MADELINE	0.00	0.0	12.440	0.00	0.00
16	SCHUYLER, SAYLOR	0.00	0.0	12.670	0.00	0.00
25	MUNSEN, KIRSTIE	0.00	0.0	12.690	0.00	0.00
8	MAXWELL, MARIAH	0.00	0.0	13.960	0.00	0.00
17	KIEHN, LINDY	0.00	0.0	15.070	0.00	0.00
10	DAVIDSON, TUCKER	0.00	0.0	15.350	0.00	0.00
19	KONTZ, JACKSON	0.00	0.0	15.610	0.00	0.00
2	IRVING, GABI	0.00	0.0	15.930	0.00	0.00
6	GARNOS, TEXI	0.00	0.0	16.130	0.00	0.00
5	GORSUCH, MATTHEW	0.00	0.0	28.770	0.00	0.00
0	MICHALEK, COLTON	4.00	0.0	31.613	4.00	0.00

**Event: Jr Jr Poles**


Draw:	Contestant	Event Points	Score	Time	All Around Points	Payout
10	KIEHN, LINDY	10.00	0.0	25.253	10.00	0.00
15	REIS, SWADE	9.00	0.0	25.761	9.00	0.00
12	HANSON, PIPER	8.00	0.0	27.531	8.00	0.00
1	NESS, SHAYDA	7.00	0.0	27.874	7.00	0.00
2	BAIREY, PADEN	6.00	0.0	28.235	6.00	0.00
21	MAXWELL, MARIAH	5.00	0.0	28.613	5.00	0.00
7	WOODWARD, WESTON	4.00	0.0	30.826	4.00	0.00
14	CHELMO, TAYA	3.00	0.0	30.875	3.00	0.00
17	SCHMIDT, RHONE	2.00	0.0	32.189	2.00	0.00
23	CAHOY, WESTLIE	1.00	0.0	32.272	1.00	0.00
19	MCCORD, JOSIE	0.00	0.0	32.441	0.00	0.00
18	PHILLIPS, GARRET	0.00	0.0	32.873	0.00	0.00
24	PETERSEK, PRESLEIE	0.00	0.0	33.045	0.00	0.00
3	INGLE, MADELINE	0.00	0.0	33.125	0.00	0.00
5	ELWOOD, KEELEIGH	0.00	0.0	35.700	0.00	0.00
16	WEBORG, KATE	0.00	0.0	36.595	0.00	0.00
20	IRVING, GABI	0.00	0.0	37.109	0.00	0.00
11	ANTHONY, JOSIE	0.00	0.0	37.200	0.00	0.00
6	GARNOS, TEXI	0.00	0.0	38.556	0.00	0.00
22	SCHUYLER, SAYLOR	0.00	0.0	40.278	0.00	0.00
4	DEHNING, RAYLYNN	0.00	0.0	100.000	0.00	0.00
13	ELWOOD, WILEY	0.00	0.0	100.000	0.00	0.00
9	HOFFINE, ASHLYN	0.00	0.0	100.000	0.00	0.00
8	MOORE, KAYLEE	0.00	0.0	100.000	0.00	0.00

**Event: Sr Boys Bareback Rid**

Draw:	Contestant	Event Points	Score	Time	All Around Points	Payout
1	SCOTT, NICHOLAS	0.00	0.0	0.000	0.00	0.00
2	EDOFF, TRAE	0.00	0.0	0.000	0.00	0.00

**Event: Sr Boys Saddle Bronc**

Draw:	Contestant	Event Points	Score	Time	All Around Points	Payout
-------	------------	--------------	-------	------	-------------------	--------



South Dakota 4-H

*Listing of Scores by Rodeo*

07/22/2015

BRULE COUNTY

Page 8

1st Go

5 THELEN, JOHN	10.00	56.0	0.000	10.00	0.00
1 SALONEN, KOLTON	9.00	55.0	0.000	9.00	0.00
0 CHAUNCEY, BILL	8.00	51.0	0.000	8.00	0.00
3 HENINGER, CASEY	7.00	42.0	0.000	7.00	0.00
6 SCHMIDT, OLATHE	0.00	0.0	0.000	0.00	0.00
2 SALONEN, GARRETT	0.00	0.0	0.000	0.00	0.00
4 MOODY, BRANDON	0.00	0.0	0.000	0.00	0.00

**Event: Sr Boys Str Wrstlng**

Draw: Contestant	Event Points	Score	Time	All Around Points	Payout
1 ADAMS, SUTTON	10.00	0.0	21.580	10.00	0.00
2 MARONE, RICH	0.00	0.0	100.000	0.00	0.00
3 KINSELLA, KADE	0.00	0.0	100.000	0.00	0.00

**Event: Sr Boys Tie Down**

Draw: Contestant	Event Points	Score	Time	All Around Points	Payout
8 BIETZ, BRADY	0.00	0.0	100.000	0.00	0.00
1 KNIPPLING, TAYGEN	0.00	0.0	100.000	0.00	0.00
12 DEAN, BEAU	0.00	0.0	100.000	0.00	0.00
13 STEFFEN, BLASIUS	0.00	0.0	100.000	0.00	0.00
2 KIEHN, CHANCE	0.00	0.0	100.000	0.00	0.00
7 KONTZ, BLAKE	0.00	0.0	100.000	0.00	0.00
5 CAHOY, WILL	0.00	0.0	100.000	0.00	0.00
3 ADAMS, SUTTON	0.00	0.0	100.000	0.00	0.00
14 MARONE, RICH	0.00	0.0	100.000	0.00	0.00
10 FAWCETT, LANE	0.00	0.0	100.000	0.00	0.00
16 HEATH, WILEY	0.00	0.0	100.000	0.00	0.00
6 MARTINEZ, BLAYNE	0.00	0.0	100.000	0.00	0.00
4 MCKENNEY, CHAYSE	0.00	0.0	100.000	0.00	0.00
11 MOODY, BRANDON	0.00	0.0	100.000	0.00	0.00
15 KINSELLA, KADE	0.00	0.0	100.000	0.00	0.00
9 THELEN, JOHN	0.00	0.0	100.000	0.00	0.00


**Event: Sr Bull Riding**

Draw: Contestant	Event Points	Score	Time	All Around Points	Payout
4 EDOFF, TRAE	10.00	64.0	0.000	10.00	0.00
1 SCHMIDT, OLATHE	9.00	61.0	0.000	9.00	0.00
5 FORMAN, BLADE	8.00	50.0	0.000	8.00	0.00
7 MCCAULEY, DUSTY	0.00	0.0	0.000	0.00	0.00
6 RINEHART, RILEY	0.00	0.0	0.000	0.00	0.00
3 WHITNEY, ZANE	0.00	0.0	0.000	0.00	0.00
2 FREDERICK, JW	0.00	0.0	0.000	0.00	0.00

**Event: Sr Girls Barrels**

Draw: Contestant	Event Points	Score	Time	All Around Points	Payout
1 THEOBALD, SYDNEY	10.00	0.0	16.643	10.00	0.00
14 DIXON, DALLAS	9.00	0.0	17.087	9.00	0.00
5 WOLLES, KAYLA	8.00	0.0	17.177	8.00	0.00
39 COWAN, SYDNEY	7.00	0.0	17.240	7.00	0.00
26 HAUGEN, AMANDA	6.00	0.0	17.255	6.00	0.00
8 VAITH, LINDZIE	5.00	0.0	17.835	5.00	0.00
35 THEOBALD, ASHLEY	4.00	0.0	17.858	4.00	0.00
23 ODENBACH, KARISSA	3.00	0.0	17.893	3.00	0.00
31 MCKENNEY, HARLEE	2.00	0.0	17.905	2.00	0.00
10 MCKENNEY, MALARY	1.00	0.0	17.954	1.00	0.00





**Listing of Scores by Rodeo**


BRULE COUNTY

1st Go

11 HARPER, MONTANA	0.00	0.0	17.961	0.00	0.00
19 LINDQUIST, KEVA	0.00	0.0	18.031	0.00	0.00
9 IOTT, BROOKE	0.00	0.0	18.044	0.00	0.00
22 KRAUS, ALEX	0.00	0.0	18.053	0.00	0.00
13 HEITSCH, WHITLEY	0.00	0.0	18.163	0.00	0.00
27 BRASKAMP, SYDNEY	0.00	0.0	18.366	0.00	0.00
30 HICKS, MATIAH	0.00	0.0	18.612	0.00	0.00
15 THOMPSON, LACEY	0.00	0.0	18.621	0.00	0.00
4 VALANDRA, MORGAN	0.00	0.0	18.627	0.00	0.00
18 PARKIN, SARAH	0.00	0.0	18.646	0.00	0.00
33 HEITSCH, SHAELYNNE	0.00	0.0	18.709	0.00	0.00
16 STORY, BRETT	0.00	0.0	18.836	0.00	0.00
6 HOHN, ASHLEY	0.00	0.0	18.939	0.00	0.00
32 KLEIN, ROCHELLE	0.00	0.0	18.985	0.00	0.00
40 BAIREY, SHANTEL	0.00	0.0	19.072	0.00	0.00
25 HERRBOLDT, ABBY	0.00	0.0	19.484	0.00	0.00
7 HAUGEN, SARA	0.00	0.0	19.494	0.00	0.00
3 MUNSEN, KEAH	0.00	0.0	19.538	0.00	0.00
20 GLAUS, MORIAH	0.00	0.0	20.259	0.00	0.00
37 HOYT, SADIE	0.00	0.0	21.588	0.00	0.00
36 WIENTJES, RACQUEL	0.00	0.0	21.888	0.00	0.00
24 EAGLE, PAYTON	0.00	0.0	22.665	0.00	0.00
29 KROGMAN, SAVANNAH	0.00	0.0	23.256	0.00	0.00
38 POST, KAYLA	0.00	0.0	23.910	0.00	0.00
21 COON, JORDAN	0.00	0.0	26.776	0.00	0.00
34 KLEIN, KATHRYN	0.00	0.0	28.756	0.00	0.00
28 SWANSON, SHANNA	0.00	0.0	31.336	0.00	0.00
2 ZACHARIAS, BAILEY	0.00	0.0	36.008	0.00	0.00
12 KRAUSE, KARSYN	0.00	0.0	100.000	0.00	0.00
17 ZACHARIAS, KACEE	0.00	0.0	100.000	0.00	0.00

**Event: Sr Girls Breakaway**

Draw: Contestant	Event Points	Score	Time	All Around Points	Payout
14 SWANSON, SHANNA	10.00	0.0	5.750	10.00	0.00
9 COWAN, SYDNEY	9.00	0.0	12.860	9.00	0.00
11 BRASKAMP, SYDNEY	8.00	0.0	16.360	8.00	0.00
6 IOTT, BROOKE	7.00	0.0	22.260	7.00	0.00
3 THOMPSON, LACEY	0.00	0.0	100.000	0.00	0.00
17 COON, JORDAN	0.00	0.0	100.000	0.00	0.00
1 POST, KAYLA	0.00	0.0	100.000	0.00	0.00
21 MUNSEN, KEAH	0.00	0.0	100.000	0.00	0.00
20 EAGLE, PAYTON	0.00	0.0	100.000	0.00	0.00
12 THEOBALD, ASHLEY	0.00	0.0	100.000	0.00	0.00
24 THEOBALD, SYDNEY	0.00	0.0	100.000	0.00	0.00
10 WIENTJES, RACQUEL	0.00	0.0	100.000	0.00	0.00
13 HAUGEN, AMANDA	0.00	0.0	100.000	0.00	0.00
16 ADAMS, CHEYENNE	0.00	0.0	100.000	0.00	0.00
4 DAVIDSON, MAYSА	0.00	0.0	100.000	0.00	0.00
7 ZACHARIAS, BAILEY	0.00	0.0	100.000	0.00	0.00
23 ZACHARIAS, KACEE	0.00	0.0	100.000	0.00	0.00
8 ODENBACH, KARISSA	0.00	0.0	100.000	0.00	0.00
15 KROGMAN, SAVANNAH	0.00	0.0	100.000	0.00	0.00
19 GLAUS, MORIAH	0.00	0.0	100.000	0.00	0.00



South Dakota 4-H

*Listing of Scores by Rodeo*

07/22/2015

BRULE COUNTY

Page 10

1st Go


5	MCKENNEY, HARLEE	0.00	0.0	100.000	0.00	0.00
18	HARPER, MONTANA	0.00	0.0	100.000	0.00	0.00
22	HEITSCH, WHITLEY	0.00	0.0	100.000	0.00	0.00
2	HEITSCH, SHAELYNNE	0.00	0.0	100.000	0.00	0.00

**Event: Sr Girls Goats**

Draw:	Contestant	Event Points	Score	Time	All Around Points	Payout
7	EAGLE, PAYTON	10.00	0.0	10.140	10.00	0.00
8	THEOBALD, SYDNEY	9.00	0.0	11.480	9.00	0.00
11	HERRBOLDT, ABBY	8.00	0.0	11.960	8.00	0.00
12	MCKENNEY, HARLEE	7.00	0.0	11.970	7.00	0.00
9	HEITSCH, WHITLEY	6.00	0.0	12.010	6.00	0.00
16	KRAUSE, KARSYN	5.00	0.0	12.090	5.00	0.00
14	THOMPSON, LACEY	4.00	0.0	12.780	4.00	0.00
10	IOTT, BROOKE	3.00	0.0	14.200	3.00	0.00
15	KLEIN, ROCHELLE	2.00	0.0	14.450	2.00	0.00
13	HAUGEN, AMANDA	1.00	0.0	15.730	1.00	0.00
6	VAITH, LINDZIE	0.00	0.0	16.130	0.00	0.00
5	HOHN, ASHLEY	0.00	0.0	17.880	0.00	0.00
1	DAVIDSON, MAYSIA	0.00	0.0	21.800	0.00	0.00
3	WIEN TJES, RACQUEL	0.00	0.0	100.000	0.00	0.00
4	WOLLES, KAYLA	0.00	0.0	100.000	0.00	0.00
2	KLEIN, KATHRYN	0.00	0.0	100.000	0.00	0.00

**Event: Sr Girls Poles**

Draw:	Contestant	Event Points	Score	Time	All Around Points	Payout
29	PARKIN, SARAH	10.00	0.0	22.651	10.00	0.00
5	IOTT, BROOKE	9.00	0.0	22.835	9.00	0.00
15	ODENBACH, KARISSA	8.00	0.0	23.118	8.00	0.00
28	WOLLES, KAYLA	7.00	0.0	23.554	7.00	0.00
1	HEITSCH, SHAELYNNE	6.00	0.0	23.691	6.00	0.00
31	POST, KAYLA	5.00	0.0	24.390	5.00	0.00
30	HAUGEN, SARA	4.00	0.0	24.966	4.00	0.00
7	HICKS, MATIAH	3.00	0.0	25.367	3.00	0.00
26	HERRBOLDT, ABBY	2.00	0.0	26.170	2.00	0.00
25	ZACHARIAS, KACEE	1.00	0.0	26.212	1.00	0.00
8	DIXON, DALLAS	0.00	0.0	26.736	0.00	0.00
4	MUNSEN, KEAH	0.00	0.0	27.827	0.00	0.00
12	THEOBALD, SYDNEY	0.00	0.0	28.025	0.00	0.00
21	WIEN TJES, RACQUEL	0.00	0.0	28.101	0.00	0.00
6	HOYT, SADIE	0.00	0.0	28.452	0.00	0.00
19	EAGLE, PAYTON	0.00	0.0	28.485	0.00	0.00
23	KLEIN, ROCHELLE	0.00	0.0	28.672	0.00	0.00
32	HARPER, MONTANA	0.00	0.0	29.157	0.00	0.00
34	VAITH, LINDZIE	0.00	0.0	29.534	0.00	0.00
33	HAUGEN, AMANDA	0.00	0.0	29.697	0.00	0.00
18	KLEIN, KATHRYN	0.00	0.0	30.087	0.00	0.00
2	THEOBALD, ASHLEY	0.00	0.0	30.898	0.00	0.00
14	HOHN, ASHLEY	0.00	0.0	31.053	0.00	0.00
10	STORY, BRETT	0.00	0.0	31.143	0.00	0.00
13	SWANSON, SHANNA	0.00	0.0	32.065	0.00	0.00
20	HEITSCH, WHITLEY	0.00	0.0	32.741	0.00	0.00
27	THOMPSON, LACEY	0.00	0.0	34.075	0.00	0.00
35	COON, JORDAN	0.00	0.0	34.357	0.00	0.00



**Listing of Scores by Rodeo**

BRULE COUNTY

1st Go

3	MCKENNEY, MALARY	0.00	0.0	36.574	0.00	0.00
22	KROGMAN, SAVANNAH	0.00	0.0	37.753	0.00	0.00
17	COWAN, SYDNEY	0.00	0.0	100.000	0.00	0.00
11	BAIREY, SHANTEL	0.00	0.0	100.000	0.00	0.00
24	LINDQUIST, KEVA	0.00	0.0	100.000	0.00	0.00
9	BRASKAMP, SYDNEY	0.00	0.0	100.000	0.00	0.00
16	MCKENNEY, HARLEE	0.00	0.0	100.000	0.00	0.00

**Event: Sr. Ribbon Roping**

Draw: Contestant	Event Points	Score	Time	All Around Points	Payout
5 COWAN, SYDNEY	10.00	0.0	9.745	10.00	0.00
9 EAGLE, PAYTON	0.00	0.0	100.000	0.00	0.00
6 THEOBALD, ASHLEY	0.00	0.0	100.000	0.00	0.00
4 THEOBALD, SYDNEY	0.00	0.0	100.000	0.00	0.00
7 ADAMS, CHEYENNE	0.00	0.0	100.000	0.00	0.00
1 DAVIDSON, MAYSА	0.00	0.0	100.000	0.00	0.00
8 SWANSON, SHANNA	0.00	0.0	100.000	0.00	0.00
2 KROGMAN, SAVANNAH	0.00	0.0	100.000	0.00	0.00
3 GLAUS, MORIAH	0.00	0.0	100.000	0.00	0.00

**Event: Sr. Team Roping**

Draw: Contestant	Event Points	Score	Time	All Around Points	Payout
9 MCKENNEY, HARLEE (1)	10.00	0.0	8.620	10.00	0.00
9 MCKENNEY, CHAYSE (2)	10.00	0.0	8.620	10.00	0.00
11 HEATH, WILEY (1)	9.00	0.0	13.980	9.00	0.00
11 MOODY, BRANDON (2)	9.00	0.0	13.980	9.00	0.00
10 CARROL, COLLIN (1)	8.00	0.0	44.460	8.00	0.00
10 HENINGER, CASEY (2)	8.00	0.0	44.460	8.00	0.00
2 EAGLE, PAYTON (1)	0.00	0.0	100.000	0.00	0.00
4 STEFFEN, BLASIUS (1)	0.00	0.0	100.000	0.00	0.00
6 SCHMIDT, TRAYER (1)	0.00	0.0	100.000	0.00	0.00
1 ADAMS, SUTTON (1)	0.00	0.0	100.000	0.00	0.00
3 FAWCETT, LANE (1)	0.00	0.0	100.000	0.00	0.00
8 SWANSON, SHANNA (1)	0.00	0.0	100.000	0.00	0.00
5 GLAUS, MORIAH (1)	0.00	0.0	100.000	0.00	0.00
7 KONTZ, BLAKE (1)	0.00	0.0	100.000	0.00	0.00
7 BIETZ, BRADY (2)	0.00	0.0	100.000	0.00	0.00
4 DEAN, BEAU (2)	0.00	0.0	100.000	0.00	0.00
6 OLSON, AUSTIN (2)	0.00	0.0	100.000	0.00	0.00
1 ADAMS, CHEYENNE (2)	0.00	0.0	100.000	0.00	0.00
5 MARONE, RICH (2)	0.00	0.0	100.000	0.00	0.00
2 HEITSCH, SHAELYNNE (2)	0.00	0.0	100.000	0.00	0.00
8 SCOTT, MICHAEL (2)	0.00	0.0	100.000	0.00	0.00
3 KINSELLA, KADE (2)	0.00	0.0	100.000	0.00	0.00
0 CHAUNCEY, BILL (2)	0.00	0.0	100.000	0.00	0.00