

South Dakota 4-H

Listing of Scores by Rodeo

07/17/2017

TRIPP CO

Page 1

1st Go

Event: Jr Boys Breakaway

Draw: Contestant	Event Points	Score	Time	All Around Points	Payout
40 PETERSEK, LINKYN	10.00	0.0	3.180	10.00	0.00
8 HEATHERSHAW, MATTHEW	9.00	0.0	3.390	9.00	0.00
21 HEATH, SETH	8.00	0.0	4.330	8.00	0.00
1 OLSON, WYATT	7.00	0.0	4.540	7.00	0.00
15 SHELBOURN, STETSON	6.00	0.0	4.580	6.00	0.00
11 HECKENLAIBLE, JOSH	5.00	0.0	4.610	5.00	0.00
20 SPENCER, TRISTAN	4.00	0.0	5.900	4.00	0.00
12 MOORE, ROWDY	3.00	0.0	6.930	3.00	0.00
24 STUKEL, PIERCE	2.00	0.0	7.550	2.00	0.00
3 VANDERPOL, TEIGAN	1.00	0.0	9.210	1.00	0.00

Event: Jr Boys Cattle Ridin

Draw: Contestant	Event Points	Score	Time	All Around Points	Payout
1 SHIPPY, RILEY	10.00	48.0	0.000	10.00	0.00
7 GARRIGAN, STEVEN	9.00	43.0	0.000	9.00	0.00

Event: Jr Boys Flag Race


Draw: Contestant	Event Points	Score	Time	All Around Points	Payout
28 REIS, SWADE	10.00	0.0	8.337	10.00	0.00
37 HEATHERSHAW, MATTHEW	9.00	0.0	8.476	9.00	0.00
23 HEATH, SETH	8.00	0.0	8.589	8.00	0.00
27 PETERSEK, LINKYN	7.00	0.0	8.743	7.00	0.00
19 MOORE, DALTON	6.00	0.0	9.094	6.00	0.00
2 SHELBOURN, STETSON	5.00	0.0	9.162	5.00	0.00
15 SLYKHUIS, TRYCE	4.00	0.0	9.214	4.00	0.00
11 VANDERPOL, TEIGAN	3.00	0.0	9.379	3.00	0.00
6 PHILLIPS, GARRETT	2.00	0.0	9.430	2.00	0.00
4 SPENCER, TRISTAN	1.00	0.0	9.476	1.00	0.00

Event: Jr Boys Goats

Draw: Contestant	Event Points	Score	Time	All Around Points	Payout
12 SHIPPY, RILEY	10.00	0.0	9.160	10.00	0.00
7 PETERSEK, LINKYN	9.00	0.0	10.380	9.00	0.00
33 OLSON, WYATT	8.00	0.0	11.870	8.00	0.00
18 HECKENLAIBLE, JOSH	7.00	0.0	12.520	7.00	0.00
31 STEVENS, CLAY	6.00	0.0	12.810	6.00	0.00
6 SCHENEFELD, BURNER	5.00	0.0	14.000	5.00	0.00
25 REIS, SWADE	4.00	0.0	14.070	4.00	0.00
10 REIS, BUSTER	3.00	0.0	14.500	3.00	0.00
28 VANDERPOL, TEIGAN	2.00	0.0	14.510	2.00	0.00
26 COWAN, TEVIN	1.00	0.0	14.710	1.00	0.00

Event: Jr Girls Barrels

Draw: Contestant	Event Points	Score	Time	All Around Points	Payout
35 MCCORD, SIDNEY	10.00	0.0	17.947	10.00	0.00
25 BEESON, SHADA	9.00	0.0	18.030	9.00	0.00
42 STARR, TARYN	8.00	0.0	18.346	8.00	0.00
10 CAREY, TATUM	7.00	0.0	18.472	7.00	0.00
17 WEBORG, KATE	6.00	0.0	18.787	6.00	0.00
37 WOODWARD, JESSICA	5.00	0.0	18.862	5.00	0.00
19 GRAN, CAYSEN	4.00	0.0	18.870	4.00	0.00
40 HOFFINE, ASHLYN	3.00	0.0	18.894	3.00	0.00
6 NESS, SHAYDA	2.00	0.0	19.086	2.00	0.00



South Dakota 4-H

Listing of Scores by Rodeo

07/17/2017

TRIPP CO

Page 2

1st Go

2	MOUSEL, JOSIE	1.00	0.0	19.172	1.00	0.00
---	---------------	------	-----	--------	------	------

Event: Jr Girls Breakaway

Draw: Contestant	Event Points	Score	Time	All Around Points	Payout
9 HEATH, SAYDEE	10.00	0.0	3.500	10.00	0.00
22 STEVENS, LAYNI	9.00	0.0	3.780	9.00	0.00
1 WOODWARD, JESSICA	8.00	0.0	5.780	8.00	0.00
2 WEBORG, KATE	7.00	0.0	6.490	7.00	0.00
21 HANSON, PIPER	6.00	0.0	10.350	6.00	0.00

Event: Jr Girls Goats

Draw: Contestant	Event Points	Score	Time	All Around Points	Payout
35 STEVENS, LAYNI	10.00	0.0	9.350	10.00	0.00
29 WOODWARD, JESSICA	8.50	0.0	9.530	8.50	0.00
24 HEATH, SAYDEE	8.50	0.0	9.530	8.50	0.00
4 LAMMERS, TRICIA	7.00	0.0	10.520	7.00	0.00
15 HANSON, RAMEE JO	6.00	0.0	10.800	6.00	0.00
27 HOFFINE, ASHLYN	5.00	0.0	11.320	5.00	0.00
32 CAREY, TATUM	4.00	0.0	11.580	4.00	0.00
19 VANDERMAY, EMELIA	3.00	0.0	12.730	3.00	0.00
33 MCCORD, SIDNEY	2.00	0.0	12.890	2.00	0.00
7 FAGERHAUG, RAYLEE	1.00	0.0	12.950	1.00	0.00

Event: Jr Girls Poles

Draw: Contestant	Event Points	Score	Time	All Around Points	Payout
15 BEESON, SHADA	10.00	0.0	22.016	10.00	0.00
22 LAMMERS, TRICIA	9.00	0.0	22.875	9.00	0.00
19 ANTHONY, JOSIE	8.00	0.0	23.030	8.00	0.00
39 HANSON, RAMEE JO	7.00	0.0	23.272	7.00	0.00
2 MOUSEL, JOSIE	6.00	0.0	23.396	6.00	0.00
6 ELWOOD, HALEIGH	5.00	0.0	23.538	5.00	0.00
16 DIEDRICHS, BROOKE	4.00	0.0	23.621	4.00	0.00
36 SCHUYLER, SAYLOR	3.00	0.0	23.634	3.00	0.00
40 MCCORD, SIDNEY	2.00	0.0	23.746	2.00	0.00
47 HANSON, PIPER	1.00	0.0	24.362	1.00	0.00

Event: Sr Boys Saddle Bronc


Draw: Contestant	Event Points	Score	Time	All Around Points	Payout
1 SALONEN, KOLTON	10.00	50.0	0.000	10.00	0.00
2 SUHR, DYLAN	9.00	44.0	0.000	9.00	0.00

Event: Sr Boys Str Wrstlng

Draw: Contestant	Event Points	Score	Time	All Around Points	Payout
6 DEAN, BEAU	10.00	0.0	8.235	10.00	0.00
2 SUHR, DYLAN	9.00	0.0	20.255	9.00	0.00

Event: Sr Boys Tie Down

Draw: Contestant	Event Points	Score	Time	All Around Points	Payout
11 OLSON, AUSTIN	10.00	0.0	11.985	10.00	0.00
3 STEFFEN, BLASE	9.00	0.0	12.940	9.00	0.00
10 KNIPPLING, TAYGEN	8.00	0.0	13.890	8.00	0.00
7 SUHR, DYLAN	7.00	0.0	19.550	7.00	0.00
14 CAHOY, WYATT	6.00	0.0	20.235	6.00	0.00
6 HEATH, WILEY	5.00	0.0	20.500	5.00	0.00
9 HANSON, FINN (MASON)	4.00	0.0	22.900	4.00	0.00
13 VANDERPOL, WESTON	3.00	0.0	25.105	3.00	0.00



South Dakota 4-H

Listing of Scores by Rodeo

07/17/2017

TRIPP CO

Page 3

1st Go

8 PHILLIPS, DAWSON	2.00	0.0	25.265	2.00	0.00
--------------------	------	-----	--------	------	------

Event: Sr Bull Riding

Draw: Contestant	Event Points	Score	Time	All Around Points	Payout
5 SHIPPY, RIGGIN	10.00	50.0	0.000	10.00	0.00
2 FREDERICK, JACKIE (JW)	9.00	47.0	0.000	9.00	0.00

Event: Sr Girls Barrels

Draw: Contestant	Event Points	Score	Time	All Around Points	Payout
27 FULTON, JENNA	10.00	0.0	18.284	10.00	0.00
8 BOSWORTH, BAILEY	9.00	0.0	18.292	9.00	0.00
7 EAGLE, PAYTON	8.00	0.0	18.626	8.00	0.00
24 KRAUSE, KARSYN	7.00	0.0	18.645	7.00	0.00
9 STEVENS, JOSI	6.00	0.0	18.823	6.00	0.00
18 HOLLENBECK, SYDNEY	5.00	0.0	18.905	5.00	0.00
6 SWANSON, SAMANTHA	4.00	0.0	18.937	4.00	0.00
23 FISCHER, JORDAN	3.00	0.0	19.042	3.00	0.00
3 HILLER, SHELBY	2.00	0.0	19.206	2.00	0.00
16 OLSON, BAILEY	1.00	0.0	19.235	1.00	0.00

Event: Sr Girls Breakaway

Draw: Contestant	Event Points	Score	Time	All Around Points	Payout
17 SCHUYLER, SAIGE	10.00	0.0	3.150	10.00	0.00
5 FULTON, JENNA	9.00	0.0	3.700	9.00	0.00
2 STEVENS, JOSI	8.00	0.0	4.040	8.00	0.00
12 EAGLE, PAYTON	7.00	0.0	11.900	7.00	0.00

Event: Sr Girls Goats


Draw: Contestant	Event Points	Score	Time	All Around Points	Payout
13 SCHUYLER, SAIGE	10.00	0.0	9.850	10.00	0.00
18 FULTON, JENNA	9.00	0.0	9.880	9.00	0.00
23 SCHOENEBAUM, LAINEE	8.00	0.0	10.710	8.00	0.00
2 HILLER, SHELBY	7.00	0.0	11.250	7.00	0.00
21 KLEIN, MAGGIE	6.00	0.0	11.620	6.00	0.00
4 HOFFINE, BAYLIE	5.00	0.0	11.670	5.00	0.00
10 BARTLETT, TIARA	3.50	0.0	11.760	3.50	0.00
6 EAGLE, PAYTON	3.50	0.0	11.760	3.50	0.00
5 CARROLL, CHEYENNE	2.00	0.0	11.930	2.00	0.00
9 BERGESON, SAM	1.00	0.0	12.410	1.00	0.00

Event: Sr Girls Poles

Draw: Contestant	Event Points	Score	Time	All Around Points	Payout
27 FULTON, JENNA	10.00	0.0	21.853	10.00	0.00
14 IOTT, BROOKE	9.00	0.0	22.941	9.00	0.00
26 KROGMAN, SAVANNAH	8.00	0.0	23.058	8.00	0.00
23 SCHUYLER, SAIGE	7.00	0.0	23.157	7.00	0.00
3 EAGLE, PAYTON	6.00	0.0	23.198	6.00	0.00
9 POINDEXTER, MCKAYLA	5.00	0.0	23.209	5.00	0.00
15 CARROLL, CHEYENNE	4.00	0.0	23.491	4.00	0.00
24 SWANSON, SAMANTHA	3.00	0.0	23.574	3.00	0.00
2 ZACHARIAS, NATALIE	2.00	0.0	23.771	2.00	0.00
25 HATTUM, AMY	1.00	0.0	24.158	1.00	0.00

Event: Sr. Ribbon Roping

Draw: Contestant	Event Points	Score	Time	All Around Points	Payout
1 STEVENS, JOSI	10.00	0.0	8.160	10.00	0.00



South Dakota 4-H

Listing of Scores by Rodeo

07/17/2017

TRIPP CO

Page 4

1st Go

7 KROGMAN, SAVANNAH	9.00	0.0	8.790	9.00	0.00
5 FULTON, JENNA	8.00	0.0	9.560	8.00	0.00
4 HILLER, SHELBY	7.00	0.0	19.690	7.00	0.00

Event: Sr. Team Roping

Draw: Contestant	Event Points	Score	Time	All Around Points	Payout
2 STARR, KADE (1)	10.00	0.0	18.180	10.00	0.00
2 PHILLIPS, DAWSON (2)	10.00	0.0	18.180	10.00	0.00
13 STEFFEN, BLASE (1)	9.00	0.0	21.680	9.00	0.00
0 DOUGHERTY, JAMIN (2)	9.00	0.0	21.680	9.00	0.00