

South Dakota 4-H

Listing of Scores by Rodeo

08/04/2017

NURC #2

Page 1

1st Go

Event: Jr Boys Breakaway

Draw: Contestant	Event Points	Score	Time	All Around Points	Payout
25 PORCH, DALTON	10.00	0.0	2.830	10.00	0.00
31 WILLIAMS, TYUS	9.00	0.0	3.070	9.00	0.00
7 HARTSHORN, TREVOR	8.00	0.0	3.220	8.00	0.00
1 GILBERT, GREY	7.00	0.0	3.250	7.00	0.00
19 THORSTENSON, JACE	6.00	0.0	3.850	6.00	0.00
16 JONES, TAYSON	5.00	0.0	4.830	5.00	0.00
17 SPENCER, TRISTAN	4.00	0.0	6.280	4.00	0.00
15 MONTAGUE, KADE	3.00	0.0	6.720	3.00	0.00
4 THOMPSON, LUKE	2.00	0.0	7.080	2.00	0.00
6 WALN, BODEY	1.00	0.0	12.160	1.00	0.00

Event: Jr Boys Cattle Ridin

Draw: Contestant	Event Points	Score	Time	All Around Points	Payout
4 REDER, REECE	10.00	61.0	0.000	10.00	0.00

Event: Jr Boys Flag Race


Draw: Contestant	Event Points	Score	Time	All Around Points	Payout
7 HARTSHORN, TREVOR	10.00	0.0	7.799	10.00	0.00
24 WEST, EASTAN	9.00	0.0	7.887	9.00	0.00
1 WILLIAMS, STRAN	8.00	0.0	8.120	8.00	0.00
16 PRICE, BRIGG	7.00	0.0	8.155	7.00	0.00
2 SPENCER, TRISTAN	6.00	0.0	8.215	6.00	0.00
9 ELSHERE, THAYNE	5.00	0.0	8.327	5.00	0.00
14 MONTAGUE, KADE	4.00	0.0	8.534	4.00	0.00
13 BYRNE, JADE	3.00	0.0	8.589	3.00	0.00
3 HARPER, DREW	2.00	0.0	8.745	2.00	0.00
38 KROLIKOWSKI, TALON	1.00	0.0	9.405	1.00	0.00

Event: Jr Boys Goats

Draw: Contestant	Event Points	Score	Time	All Around Points	Payout
25 CHASE ALONE, HADEN	10.00	0.0	10.640	10.00	0.00
6 PORCH, DALTON	9.00	0.0	11.690	9.00	0.00
19 JONES, TAYSON	8.00	0.0	12.130	8.00	0.00
28 HARTSHORN, TREVOR	7.00	0.0	12.340	7.00	0.00
13 THORSTENSON, JACE	6.00	0.0	12.620	6.00	0.00
15 THOMPSON, LUKE	5.00	0.0	12.960	5.00	0.00
7 WOODWARD, JESTYN	4.00	0.0	12.970	4.00	0.00
24 PALMER, LAYNE	3.00	0.0	13.090	3.00	0.00
4 HARPER, JESS	2.00	0.0	13.370	2.00	0.00
20 WEST, EASTAN	1.00	0.0	13.870	1.00	0.00

Event: Jr Girls Barrels

Draw: Contestant	Event Points	Score	Time	All Around Points	Payout
8 ROMEY, BRIDGET	10.00	0.0	18.067	10.00	0.00
40 MEYER, SOPHIA	9.00	0.0	18.484	9.00	0.00
39 REINERT, JAYDA	8.00	0.0	18.500	8.00	0.00
18 DIEDRICHS, LIBBY	7.00	0.0	18.561	7.00	0.00
34 DERNER, SHELBY	6.00	0.0	18.663	6.00	0.00
31 CLEMETSON, ALLISON	5.00	0.0	18.701	5.00	0.00
9 WOODWARD, JESSICA	4.00	0.0	18.757	4.00	0.00
13 ELSHERE, JENNA	3.00	0.0	18.882	3.00	0.00
36 CRAGO, CHLOE	2.00	0.0	18.896	2.00	0.00
38 GAER, TAYLOR	1.00	0.0	19.120	1.00	0.00



South Dakota 4-H

Listing of Scores by Rodeo

08/04/2017

NURC #2

Page 2

1st Go

Event: Jr Girls Breakaway

Draw: Contestant	Event Points	Score	Time	All Around Points	Payout
3 GROVES, KAYCEE	10.00	0.0	3.310	10.00	0.00
19 DERNER, SHELBY	9.00	0.0	4.590	9.00	0.00
14 WENDT, JAELYN	8.00	0.0	4.690	8.00	0.00
22 WOODWARD, JESSICA	7.00	0.0	6.950	7.00	0.00
11 MENZEL, JOSIE	6.00	0.0	7.380	6.00	0.00
5 CRAGO, KYLEE	5.00	0.0	13.220	5.00	0.00
24 MERRILL, TEARRA	4.00	0.0	13.870	4.00	0.00
23 GAER, TAYLOR	3.00	0.0	16.070	3.00	0.00
17 HENWOOD, CHARLIE	2.00	0.0	17.080	2.00	0.00
18 SKILES, TAYA	1.00	0.0	17.500	1.00	0.00

Event: Jr Girls Goats

Draw: Contestant	Event Points	Score	Time	All Around Points	Payout
8 MERRILL, TEARRA	10.00	0.0	8.270	10.00	0.00
10 RISING, KENADI	9.00	0.0	9.720	9.00	0.00
34 JONES, JAYSEE	8.00	0.0	9.770	8.00	0.00
19 SMITH, HOLLIE	7.00	0.0	10.670	7.00	0.00
33 WENDT, JAELYN	6.00	0.0	10.950	6.00	0.00
30 FAGERHAUG, RAYLEE	5.00	0.0	12.270	5.00	0.00
24 DERNER, SHELBY	4.00	0.0	12.690	4.00	0.00
32 REINERT, JAYDA	3.00	0.0	12.890	3.00	0.00
18 SKILES, TAYA	2.00	0.0	13.290	2.00	0.00
27 VANDERMAY, EMELIA	1.00	0.0	14.130	1.00	0.00

Event: Jr Girls Poles


Draw: Contestant	Event Points	Score	Time	All Around Points	Payout
8 MERRILL, TEARRA	10.00	0.0	20.964	10.00	0.00
3 WOODWARD, JESSICA	9.00	0.0	21.444	9.00	0.00
26 ELSHERE, JENNA	8.00	0.0	21.631	8.00	0.00
20 DERNER, SHELBY	7.00	0.0	22.026	7.00	0.00
41 CLEMETSON, ALLISON	6.00	0.0	22.809	6.00	0.00
45 HEEZEN, HANNAH	5.00	0.0	22.969	5.00	0.00
19 GERARD, KAITLIN	4.00	0.0	23.384	4.00	0.00
14 ROMNEY, BRIDGET	3.00	0.0	23.410	3.00	0.00
25 JONES, JAYSEE	2.00	0.0	23.683	2.00	0.00
39 DIEDRICHS, LIBBY	1.00	0.0	23.902	1.00	0.00

Event: Jr Jr Barrels

Draw: Contestant	Event Points	Score	Time	All Around Points	Payout
27 UHERKA, TYCE	10.00	0.0	19.855	10.00	0.00
26 GROPPER, MYLEE	9.00	0.0	20.020	9.00	0.00
12 FORTUNE, CHLOE	8.00	0.0	20.022	8.00	0.00
2 RICHARDSON, CHARLEE	7.00	0.0	20.073	7.00	0.00
30 WARD, MATAYA	6.00	0.0	20.107	6.00	0.00
8 MOON, LUCY	5.00	0.0	20.162	5.00	0.00
17 HENWOOD, THOMAS (TJ)	4.00	0.0	20.216	4.00	0.00
7 HILGENKAMP, BRAND	3.00	0.0	20.760	3.00	0.00
18 BYRNE, KAYLEE	2.00	0.0	20.803	2.00	0.00
29 WENDT, MACEY	1.00	0.0	20.897	1.00	0.00

Event: Jr Jr Goats

Draw: Contestant	Event Points	Score	Time	All Around Points	Payout
22 LONG, STETSON	10.00	0.0	6.850	10.00	0.00



Listing of Scores by Rodeo

NURC #2

1st Go

2	ELSHERE, RYLAN	9.00	0.0	7.280	9.00	0.00
4	WILLIAMS, ISABELLA	8.00	0.0	7.500	8.00	0.00
17	MOON, LUCY	7.00	0.0	7.560	7.00	0.00
7	WARD, MATAYA	5.50	0.0	8.010	5.50	0.00
11	HOWIE, BUDDY	5.50	0.0	8.010	5.50	0.00
10	MOON, EMMY	4.00	0.0	8.060	4.00	0.00
21	CRAGO, LAINEY	3.00	0.0	8.750	3.00	0.00
20	HENWOOD, THOMAS (TJ)	2.00	0.0	9.020	2.00	0.00
24	WENDT, MACEY	1.00	0.0	9.140	1.00	0.00

Event: Jr Jr Poles

Draw:	Contestant	Event Points	Score	Time	All Around Points	Payout
26	WARD, MATAYA	10.00	0.0	22.728	10.00	0.00
1	SLABA, SAVIE	9.00	0.0	23.733	9.00	0.00
24	HENWOOD, THOMAS (TJ)	8.00	0.0	24.176	8.00	0.00
11	BERGLUND, TACE	7.00	0.0	24.380	7.00	0.00
5	PETERSEN, JAZMYN	6.00	0.0	24.500	6.00	0.00
6	CRAGO, LAINEY	5.00	0.0	25.119	5.00	0.00
13	MOON, EMMY	4.00	0.0	26.460	4.00	0.00
3	PRICE, BRYNLIE	3.00	0.0	26.918	3.00	0.00
14	WENDT, MACEY	2.00	0.0	27.773	2.00	0.00
12	RICHARDSON, CHARLEE	1.00	0.0	28.328	1.00	0.00

Event: Jr Jr Steer Riding

Draw:	Contestant	Event Points	Score	Time	All Around Points	Payout
7	LONG, STETSON	10.00	61.0	0.000	10.00	0.00
1	AMAN, ADLEY	9.00	4.2	0.000	9.00	0.00
5	HENWOOD, THOMAS (TJ)	8.00	3.0	0.000	8.00	0.00
6	WHITE, REED	7.00	2.6	0.000	7.00	0.00
2	HOWARD, CAEYN	6.00	2.5	0.000	6.00	0.00
4	ELSHERE, RYLAN	4.50	2.2	0.000	4.50	0.00
3	HOWIE, BUDDY	4.50	2.2	0.000	4.50	0.00

Event: Sr Boys Saddle Bronc


Draw:	Contestant	Event Points	Score	Time	All Around Points	Payout
6	ELSHERE, TREY	10.00	69.0	0.000	10.00	0.00
8	ELSHERE, TALON	9.00	64.0	0.000	9.00	0.00
3	CRAGO, COOPER	8.00	62.0	0.000	8.00	0.00

Event: Sr Boys Str Wrstlng

Draw:	Contestant	Event Points	Score	Time	All Around Points	Payout
7	SCHAACK, WYNN	10.00	0.0	4.810	10.00	0.00
9	JOHNSON, HUNTER	9.00	0.0	8.060	9.00	0.00
8	CLARK, KOLTER	8.00	0.0	9.690	8.00	0.00
2	SHORB, SETH	7.00	0.0	10.860	7.00	0.00
5	BYRNE, TYLER	6.00	0.0	15.120	6.00	0.00

Event: Sr Boys Tie Down

Draw:	Contestant	Event Points	Score	Time	All Around Points	Payout
18	BYRNE, TYLER	10.00	0.0	10.650	10.00	0.00
26	CRAGO, COOPER	9.00	0.0	13.140	9.00	0.00
21	SCHAACK, WYNN	8.00	0.0	14.450	8.00	0.00
11	ELSHERE, CARTER	7.00	0.0	14.460	7.00	0.00
9	PALMER, COLLIN	6.00	0.0	14.620	6.00	0.00
16	DERNER, CHANCE	5.00	0.0	17.720	5.00	0.00
2	TIBBITTS, WYATT	4.00	0.0	17.900	4.00	0.00



Listing of Scores by Rodeo

1st Go

25 BOLDON, BAXTER	3.00	0.0	20.720	3.00	0.00
13 PRICE, BRAYDEN	2.00	0.0	20.880	2.00	0.00
10 BREWER, GARRETT	1.00	0.0	21.160	1.00	0.00

Event: Sr Bull Riding

Draw: Contestant	Event Points	Score	Time	All Around Points	Payout
12 JOHNSON, HUNTER	10.00	71.0	0.000	10.00	0.00
9 JOHNSON, HUDSON	9.00	65.0	0.000	9.00	0.00

Event: Sr Girls Barrels

Draw: Contestant	Event Points	Score	Time	All Around Points	Payout
7 WEST, JAYCIE	10.00	0.0	18.381	10.00	0.00
6 MILLER, MIKENZY	9.00	0.0	18.447	9.00	0.00
10 REINERT, TRISTA	8.00	0.0	18.671	8.00	0.00
11 REDER, WHITLEY	7.00	0.0	18.674	7.00	0.00
25 KOLB, CHANTEL	6.00	0.0	18.693	6.00	0.00
14 WEYER, TRINITY	5.00	0.0	19.046	5.00	0.00
9 GROVES, KAILYN	4.00	0.0	19.103	4.00	0.00
12 MARCH, MADISON	3.00	0.0	19.105	3.00	0.00
24 ADDISON, JAMILYN	2.00	0.0	19.108	2.00	0.00
18 GAER, TORI	1.00	0.0	19.136	1.00	0.00

Event: Sr Girls Breakaway


Draw: Contestant	Event Points	Score	Time	All Around Points	Payout
22 GROVES, KAILYN	10.00	0.0	2.950	10.00	0.00
13 MCCOY, LEXI	9.00	0.0	4.160	9.00	0.00
15 PHILIPSEN, BRIANNA	8.00	0.0	4.720	8.00	0.00
3 MENZEL, TESSA	7.00	0.0	4.970	7.00	0.00
14 REINERT, TRISTA	6.00	0.0	6.390	6.00	0.00
4 VINES, MIRANDA	5.00	0.0	6.880	5.00	0.00
27 WARD, LASKA	4.00	0.0	7.220	4.00	0.00
2 GILBERT, SAWYER	3.00	0.0	13.840	3.00	0.00
18 BUETTNER, JORDYN	2.00	0.0	15.630	2.00	0.00

Event: Sr Girls Goats

Draw: Contestant	Event Points	Score	Time	All Around Points	Payout
4 MENZEL, TESSA	10.00	0.0	8.290	10.00	0.00
13 HEITSCH, WHITLEY	9.00	0.0	8.530	9.00	0.00
8 WARD, SIERRA	8.00	0.0	9.190	8.00	0.00
25 MILLER, MIKENZY	7.00	0.0	9.670	7.00	0.00
17 SAWVELL, KASSIDY	6.00	0.0	9.890	6.00	0.00
21 WILLIAMS, JAICEE	5.00	0.0	10.130	5.00	0.00
20 WARD, LASKA	4.00	0.0	10.210	4.00	0.00
9 VOS, SARAH	3.00	0.0	11.670	3.00	0.00
7 ELSHERE, CAMRI	2.00	0.0	12.130	2.00	0.00
6 GROVES, KAILYN	1.00	0.0	12.870	1.00	0.00

Event: Sr Girls Poles

Draw: Contestant	Event Points	Score	Time	All Around Points	Payout
19 MILLER, MIKENZY	10.00	0.0	21.607	10.00	0.00
15 WARD, SIERRA	9.00	0.0	21.697	9.00	0.00
2 WEYER, TRINITY	8.00	0.0	21.946	8.00	0.00
1 BREWER, MIRANDA	7.00	0.0	22.090	7.00	0.00
25 MARCH, MADISON	6.00	0.0	22.337	6.00	0.00
5 KOLB, CHANTEL	5.00	0.0	22.402	5.00	0.00
12 PHILIPSEN, BRIANNA	4.00	0.0	22.822	4.00	0.00



South Dakota 4-H

Listing of Scores by Rodeo

08/04/2017

NURC #2

Page 5

1st Go

10	ELSHERE, CAMRI	3.00	0.0	22.843	3.00	0.00
28	GAER, TORI	2.00	0.0	23.871	2.00	0.00
22	SAVVELL, KASSIDY	1.00	0.0	24.277	1.00	0.00

Event: Sr. Ribbon Roping

Draw:	Contestant	Event Points	Score	Time	All Around Points	Payout
6	MILLER, MIKENZY	10.00	0.0	7.380	10.00	0.00
4	GROVES, KAILYN	9.00	0.0	7.390	9.00	0.00
14	GAER, TORI	8.00	0.0	10.780	8.00	0.00
3	REINERT, TRISTA	7.00	0.0	11.140	7.00	0.00
10	MCCOY, LEXI	6.00	0.0	11.370	6.00	0.00
9	PHILIPSEN, BRIANNA	5.00	0.0	18.700	5.00	0.00
7	WARD, LASKA	4.00	0.0	26.780	4.00	0.00

Event: Sr. Team Roping

Draw:	Contestant	Event Points	Score	Time	All Around Points	Payout
12	DEWEY, TATE (1)	10.00	0.0	8.720	10.00	0.00
12	BREWER, GARRETT (2)	10.00	0.0	8.720	10.00	0.00
21	NUTTER, RIO (1)	9.00	0.0	9.140	9.00	0.00
21	SMITH, NOLAN (2)	9.00	0.0	9.140	9.00	0.00
3	SCHAACK, WYNN (1)	8.00	0.0	14.460	8.00	0.00
3	FITE, TANNER (2)	8.00	0.0	14.460	8.00	0.00
7	LARSON, BILLY (1)	7.00	0.0	18.270	7.00	0.00
7	PRICE, BRAYDEN (2)	7.00	0.0	18.270	7.00	0.00
15	REINERT, TRISTA (1)	6.00	0.0	23.600	6.00	0.00
15	WILSON, CASH (2)	6.00	0.0	23.600	6.00	0.00
2	GILBERT, SAWYER (1)	5.00	0.0	25.550	5.00	0.00
2	DERNER, CHANCE (2)	5.00	0.0	25.550	5.00	0.00
14	FUHRER, LAN (1)	4.00	0.0	34.170	4.00	0.00
14	CRAGO, COOPER (2)	4.00	0.0	34.170	4.00	0.00
5	MARCH, CASSIDY (1)	3.00	0.0	38.170	3.00	0.00
5	SMITH, JAYKOB (2)	3.00	0.0	38.170	3.00	0.00