

Listing of Scores by Rodeo

Event: Jr Boys Breakaway

Draw: Contestant	Event Points	Score	Time	All Around Points	Payout
22 MOON, QUINN	10.00	0.0	3.730	10.00	0.00
29 CROWSER, KALE	9.00	0.0	4.870	9.00	0.00
16 BLASIUS, BURK	8.00	0.0	5.180	8.00	0.00
35 THOMPSON, LUKE	7.00	0.0	8.000	7.00	0.00
5 HEATHERSHAW, MATTHEW	6.00	0.0	12.250	6.00	0.00
38 HAMMERSTROM, CADE	5.00	0.0	12.880	5.00	0.00
21 WALN, BODEY	4.00	0.0	13.050	4.00	0.00
44 HAMMERSTROM, CASPER	3.00	0.0	14.370	3.00	0.00
24 BLASIUS, BLAIR	2.00	0.0	15.390	2.00	0.00
2 ARNESON, TYON	1.00	0.0	21.060	1.00	0.00

Event: Jr Boys Cattle Ridin

Draw: Contestant	Event Points	Score	Time	All Around Points	Payout
10 WOODWARD, JESTYN	10.00	68.0	0.000	10.00	0.00
1 MEDLEY, GARRETT	9.00	63.0	0.000	9.00	0.00
11 RODENBAUGH, JACK	8.00	56.0	0.000	8.00	0.00

Event: Jr Boys Flag Race


Draw: Contestant	Event Points	Score	Time	All Around Points	Payout
38 WALN, BODEY	10.00	0.0	7.697	10.00	0.00
14 WEST, EASTAN	9.00	0.0	7.770	9.00	0.00
17 HEATHERSHAW, MALCOLM	8.00	0.0	7.932	8.00	0.00
23 HARTSHORN, TREVOR	7.00	0.0	8.077	7.00	0.00
36 CROWSER, KALE	6.00	0.0	8.146	6.00	0.00
11 HARPER, JESS	5.00	0.0	8.276	5.00	0.00
31 PRICE, BRIGG	4.00	0.0	8.497	4.00	0.00
18 WOODWARD, JESTYN	3.00	0.0	8.645	3.00	0.00
8 BYRNE, JADE	2.00	0.0	8.736	2.00	0.00
16 MONTAGUE, KADE	1.00	0.0	8.834	1.00	0.00

Event: Jr Boys Goats

Draw: Contestant	Event Points	Score	Time	All Around Points	Payout
2 CHASE ALONE, HADEN	10.00	0.0	9.310	10.00	0.00
24 BLASIUS, BURK	9.00	0.0	11.070	9.00	0.00
11 THORSTENSON, JACE	8.00	0.0	11.780	8.00	0.00
15 JONES, TAYSON	7.00	0.0	12.390	7.00	0.00
23 ELSHERE, THAYNE	6.00	0.0	12.650	6.00	0.00
6 BYRNE, JADE	5.00	0.0	13.070	5.00	0.00
26 WARD, RIDGE	4.00	0.0	13.080	4.00	0.00
12 ALLEN, TY	3.00	0.0	13.370	3.00	0.00
29 HARTSHORN, TREVOR	2.00	0.0	13.760	2.00	0.00
9 WOODWARD, JESTYN	1.00	0.0	13.910	1.00	0.00

Event: Jr Girls Barrels

Draw: Contestant	Event Points	Score	Time	All Around Points	Payout
37 ROMNEY, BRIDGET	10.00	0.0	18.202	10.00	0.00
50 CRAGO, KYLEE	9.00	0.0	18.373	9.00	0.00
30 REINERT, JAYDA	8.00	0.0	18.386	8.00	0.00
45 DERNER, SHELBY	7.00	0.0	18.463	7.00	0.00
42 MERRILL, TEARRA	6.00	0.0	18.723	6.00	0.00
7 FAGERHAUG, RAYLEE	5.00	0.0	18.831	5.00	0.00
29 WOODWARD, JESSICA	4.00	0.0	18.937	4.00	0.00
5 SELBY, SHADA	3.00	0.0	18.939	3.00	0.00



South Dakota 4-H

Listing of Scores by Rodeo

08/04/2017

NURC

Page 2

1st Go

49 CLEMETSON, ALLISON	2.00	0.0	18.974	2.00	0.00
8 HOWELL, SHYANNE	1.00	0.0	18.979	1.00	0.00

Event: Jr Girls Breakaway

Draw: Contestant	Event Points	Score	Time	All Around Points	Payout
31 SMITH, HOLLIE	10.00	0.0	5.150	10.00	0.00
6 HILGENKAMP, SIERRA	9.00	0.0	7.300	9.00	0.00
7 GROVES, KAYCEE	8.00	0.0	12.860	8.00	0.00
5 DERNER, SHELBY	7.00	0.0	13.360	7.00	0.00
4 MERRILL, TEARRA	6.00	0.0	13.590	6.00	0.00
3 HOWELL, SHYANNE	5.00	0.0	14.110	5.00	0.00

Event: Jr Girls Goats

Draw: Contestant	Event Points	Score	Time	All Around Points	Payout
8 MERRILL, TEARRA	10.00	0.0	8.530	10.00	0.00
20 WOODWARD, JESSICA	9.00	0.0	9.960	9.00	0.00
12 SMITH, HOLLIE	8.00	0.0	10.040	8.00	0.00
17 GROVES, KAYCEE	7.00	0.0	10.830	7.00	0.00
10 CRAGO, KYLEE	6.00	0.0	10.960	6.00	0.00
29 GROPPER, TAWNY	5.00	0.0	11.120	5.00	0.00
5 HENWOOD, CHARLIE	4.00	0.0	11.130	4.00	0.00
22 JONES, JAYSEE	3.00	0.0	11.630	3.00	0.00
25 CLEMETSON, ALLISON	2.00	0.0	11.800	2.00	0.00
24 DERNER, SHELBY	1.00	0.0	12.010	1.00	0.00

Event: Jr Girls Poles


Draw: Contestant	Event Points	Score	Time	All Around Points	Payout
19 SHEARER, KELLYN	10.00	0.0	21.531	10.00	0.00
47 HERREN, CHLOE	9.00	0.0	21.792	9.00	0.00
50 SKILES, TAYA	8.00	0.0	21.914	8.00	0.00
31 MEYER, SOPHIA	7.00	0.0	21.964	7.00	0.00
9 MCCOY, NATALIE	6.00	0.0	22.307	6.00	0.00
11 REINERT, JAYDA	5.00	0.0	22.330	5.00	0.00
17 CLEMETSON, ALLISON	4.00	0.0	22.517	4.00	0.00
29 DIEDRICHS, BROOKE	3.00	0.0	22.530	3.00	0.00
27 WOODWARD, JESSICA	2.00	0.0	22.809	2.00	0.00
46 ELSHERE, JENNA	1.00	0.0	22.868	1.00	0.00

Event: Jr Jr Barrels

Draw: Contestant	Event Points	Score	Time	All Around Points	Payout
8 MOON, LUCY	10.00	0.0	18.920	10.00	0.00
11 WARD, MATAYA	9.00	0.0	19.223	9.00	0.00
21 ELSHERE, RYLAN	8.00	0.0	19.477	8.00	0.00
32 HENWOOD, THOMAS (TJ)	7.00	0.0	19.675	7.00	0.00
27 FORTUNE, CHLOE	6.00	0.0	20.262	6.00	0.00
15 PELSTER, SYD	5.00	0.0	20.508	5.00	0.00
36 BYRNE, KAYLEE	4.00	0.0	20.576	4.00	0.00
2 GROPPER, MYLEE	3.00	0.0	20.643	3.00	0.00
6 CASPERS, JESSICA	2.00	0.0	20.717	2.00	0.00
19 RICHARDSON, CHARLEE	1.00	0.0	20.888	1.00	0.00

Event: Jr Jr Goats

Draw: Contestant	Event Points	Score	Time	All Around Points	Payout
34 CRAGO, LAINEY	10.00	0.0	6.780	10.00	0.00
18 GABRIEL, LATHAM	9.00	0.0	6.870	9.00	0.00
14 CASPERS, JESSICA	8.00	0.0	7.870	8.00	0.00



Listing of Scores by Rodeo

NURC

1st Go

8	ELSHERE, RYLAN	7.00	0.0	7.900	7.00	0.00
35	WILLIAMS, ISABELLA	6.00	0.0	7.920	6.00	0.00
15	LONG, STETSON	5.00	0.0	9.040	5.00	0.00
13	MOON, EMMY	4.00	0.0	9.050	4.00	0.00
24	HENWOOD, THOMAS (TJ)	3.00	0.0	9.520	3.00	0.00
10	WENDT, MACEY	2.00	0.0	9.650	2.00	0.00
2	AMIOTTE, AYDEN	1.00	0.0	9.780	1.00	0.00

Event: Jr Jr Poles

Draw:	Contestant	Event Points	Score	Time	All Around Points	Payout
30	WARD, MATAYA	10.00	0.0	22.439	10.00	0.00
18	BYRNE, KAYLEE	9.00	0.0	23.817	9.00	0.00
5	HILGENKAMP, BRAND	8.00	0.0	24.079	8.00	0.00
27	LONG, STETSON	7.00	0.0	24.361	7.00	0.00
28	HENWOOD, THOMAS (TJ)	6.00	0.0	24.488	6.00	0.00
10	NUTTER, LARAMIE	5.00	0.0	24.797	5.00	0.00
21	BERGLUND, TACE	4.00	0.0	25.470	4.00	0.00
3	PELSTER, SYD	3.00	0.0	25.609	3.00	0.00
23	PRICE, BRYNLIE	2.00	0.0	25.820	2.00	0.00
19	WILLIAMS, ISABELLA	1.00	0.0	26.957	1.00	0.00

Event: Jr Jr Steer Riding

Draw:	Contestant	Event Points	Score	Time	All Around Points	Payout
3	HENWOOD, THOMAS (TJ)	10.00	4.9	0.000	10.00	0.00
7	AMAN, ADLEY	9.00	4.5	0.000	9.00	0.00
4	WHITE, REED	8.00	2.7	0.000	8.00	0.00
5	HOWARD, CAEYN	7.00	2.6	0.000	7.00	0.00
6	ELSHERE, RYLAN	6.00	2.3	0.000	6.00	0.00
2	LONG, STETSON	5.00	2.0	0.000	5.00	0.00
1	HOWIE, BUDDY	4.00	1.5	0.000	4.00	0.00

Event: Sr Boys Saddle Bronc


Draw:	Contestant	Event Points	Score	Time	All Around Points	Payout
6	DONALDSON, CLINT	10.00	65.0	0.000	10.00	0.00
7	CRAGO, COOPER	9.00	57.0	0.000	9.00	0.00

Event: Sr Boys Str Wrstlng

Draw:	Contestant	Event Points	Score	Time	All Around Points	Payout
7	BYRNE, TYLER	10.00	0.0	4.640	10.00	0.00
8	SCHAACK, WYNN	9.00	0.0	5.140	9.00	0.00
2	JOHNSON, HUNTER	8.00	0.0	6.800	8.00	0.00

Event: Sr Boys Tie Down

Draw:	Contestant	Event Points	Score	Time	All Around Points	Payout
17	PALMER, COLLIN	10.00	0.0	11.230	10.00	0.00
12	FUHRER, LAN	9.00	0.0	17.610	9.00	0.00
19	PRICE, BRAYDEN	8.00	0.0	18.010	8.00	0.00
6	SMITH, JAYKOB	7.00	0.0	18.670	7.00	0.00
2	BOLDON, BAXTER	6.00	0.0	19.780	6.00	0.00
13	BYRNE, TYLER	5.00	0.0	21.400	5.00	0.00
9	ROBERTS, CORD	4.00	0.0	21.580	4.00	0.00
24	FITE, TANNER	3.00	0.0	21.860	3.00	0.00
20	NUTTER, RIO	2.00	0.0	22.800	2.00	0.00
4	GAER, TUCKER	1.00	0.0	26.610	1.00	0.00



Listing of Scores by Rodeo

Event: Sr Bull Riding

Draw: Contestant	Event Points	Score	Time	All Around Points	Payout
10 SCHMIDT, TJ	10.00	74.0	0.000	10.00	0.00
12 ALLEN, TEE	9.00	72.0	0.000	9.00	0.00
4 JESSOP, JADEN	8.00	71.0	0.000	8.00	0.00
13 JOHNSON, HUNTER	7.00	69.0	0.000	7.00	0.00
11 JOHNSON, HUDSON	6.00	66.0	0.000	6.00	0.00

Event: Sr Girls Barrels

Draw: Contestant	Event Points	Score	Time	All Around Points	Payout
10 CASPERS, TESSA	10.00	0.0	18.454	10.00	0.00
16 REINERT, TRISTA	9.00	0.0	18.480	9.00	0.00
25 GAER, TORI	8.00	0.0	18.504	8.00	0.00
21 WEYER, TRINITY	7.00	0.0	18.820	7.00	0.00
32 CASPERS, KASSIDY	6.00	0.0	18.875	6.00	0.00
30 WARD, SIERRA	5.00	0.0	18.945	5.00	0.00
5 GABRIEL, SAGE	4.00	0.0	18.977	4.00	0.00
14 PHILIPSEN, BRIANNA	3.00	0.0	18.980	3.00	0.00
6 KOLB, CHANTEL	2.00	0.0	19.043	2.00	0.00
4 ELSHERE, CAMRI	1.00	0.0	19.199	1.00	0.00

Event: Sr Girls Breakaway


Draw: Contestant	Event Points	Score	Time	All Around Points	Payout
28 WILLIAMS, JAICEE	10.00	0.0	3.250	10.00	0.00
27 GILBERT, SAWYER	9.00	0.0	3.830	9.00	0.00
22 PHILIPSEN, BRIANNA	8.00	0.0	3.840	8.00	0.00
7 CASPERS, TESSA	7.00	0.0	4.180	7.00	0.00
31 MOON, ELLE	6.00	0.0	4.380	6.00	0.00
3 REDER, WHITLEY	5.00	0.0	4.860	5.00	0.00
14 WARD, LASKA	4.00	0.0	5.020	4.00	0.00
23 MCCOY, LEXI	3.00	0.0	5.130	3.00	0.00
8 LIVERMONT, CJ	2.00	0.0	5.820	2.00	0.00
24 HEITSCH, WHITLEY	1.00	0.0	10.420	1.00	0.00

Event: Sr Girls Goats

Draw: Contestant	Event Points	Score	Time	All Around Points	Payout
4 MENZEL, TESSA	10.00	0.0	7.550	10.00	0.00
5 GAER, TORI	9.00	0.0	7.700	9.00	0.00
12 GROVES, KAILYN	8.00	0.0	8.870	8.00	0.00
9 WILLIAMS, JAICEE	7.00	0.0	9.040	7.00	0.00
20 WARD, SIERRA	6.00	0.0	9.150	6.00	0.00
11 HEITSCH, WHITLEY	5.00	0.0	9.460	5.00	0.00
6 GILBERT, SAWYER	4.00	0.0	9.670	4.00	0.00
8 BREWER, MIRANDA	3.00	0.0	10.070	3.00	0.00
1 ELSHERE, CAMRI	2.00	0.0	11.190	2.00	0.00
18 CASPERS, TESSA	1.00	0.0	11.350	1.00	0.00

Event: Sr Girls Poles

Draw: Contestant	Event Points	Score	Time	All Around Points	Payout
5 CASPERS, TESSA	10.00	0.0	21.140	10.00	0.00
3 REINERT, TRISTA	9.00	0.0	22.051	9.00	0.00
21 WEYER, TRINITY	8.00	0.0	22.273	8.00	0.00
22 LONG, SHYANN	7.00	0.0	22.315	7.00	0.00
7 PETERSON, JAYME	6.00	0.0	22.509	6.00	0.00
25 KOLB, CHANTEL	5.00	0.0	22.513	5.00	0.00



Listing of Scores by Rodeo

30 WEST, JAYCIE	3.50	0.0	22.727	3.50	0.00
15 ELSHERE, CAMRI	3.50	0.0	22.727	3.50	0.00
20 VINES, MIRANDA	2.00	0.0	22.738	2.00	0.00
13 BREWER, MIRANDA	1.00	0.0	22.874	1.00	0.00

Event: Sr. Ribbon Roping

Draw: Contestant	Event Points	Score	Time	All Around Points	Payout
9 HILLER, SHELBY	10.00	0.0	16.830	10.00	0.00
11 CASPERS, KASSIDY	9.00	0.0	20.820	9.00	0.00
4 CASPERS, TESSA	8.00	0.0	24.360	8.00	0.00
6 MCCOY, LEXI	7.00	0.0	26.680	7.00	0.00
7 GROVES, KAILYN	6.00	0.0	28.730	6.00	0.00

Event: Sr. Team Roping

Draw: Contestant	Event Points	Score	Time	All Around Points	Payout
9 TIBBITTS, WYATT (1)	10.00	0.0	11.640	10.00	0.00
9 ROBERTS, CORD (2)	10.00	0.0	11.640	10.00	0.00
13 MARCH, CASSIDY (1)	9.00	0.0	12.770	9.00	0.00
13 SMITH, JAYKOB (2)	9.00	0.0	12.770	9.00	0.00
12 NUTTER, RIO (1)	8.00	0.0	25.130	8.00	0.00
12 SMITH, NOLAN (2)	8.00	0.0	25.130	8.00	0.00
14 MOON, ELLE (1)	7.00	0.0	27.130	7.00	0.00
14 BYRNE, TYLER (2)	7.00	0.0	27.130	7.00	0.00
17 LARSON, SAM (1)	6.00	0.0	28.860	6.00	0.00
17 PALMER, COLLIN (2)	6.00	0.0	28.860	6.00	0.00
10 MCCOY, LEXI (1)	5.00	0.0	43.730	5.00	0.00
10 PAZOUR, KADEN (2)	5.00	0.0	43.730	5.00	0.00
6 KOLB, CHANTEL (1)	4.00	0.0	44.490	4.00	0.00
6 SHORB, SETH (2)	4.00	0.0	44.490	4.00	0.00
16 DEWEY, TATE (1)	3.00	0.0	46.090	3.00	0.00
16 BREWER, GARRETT (2)	3.00	0.0	46.090	3.00	0.00
19 LARSON, BILLY (1)	2.00	0.0	54.530	2.00	0.00
19 PRICE, BRAYDEN (2)	2.00	0.0	54.530	2.00	0.00