



South Dakota 4-H

Listing of Scores by Rodeo

07/14/2017

BUTTE CO

Page 1

1st Go

Event: Jr Boys Breakaway

Draw: Contestant	Event Points	Score	Time	All Around Points	Payout
10 JENSEN, JADON	10.00	0.0	2.530	10.00	0.00
12 CORDES, KIPP	9.00	0.0	2.660	9.00	0.00
5 GILBERT, GREY	8.00	0.0	2.980	8.00	0.00
15 ARNESON, TYON	7.00	0.0	3.090	7.00	0.00
11 THORSTENSON, TREG	6.00	0.0	3.720	6.00	0.00
4 PRICE, BRIGG	5.00	0.0	6.550	5.00	0.00
23 MONTAGUE, KADE	4.00	0.0	9.860	4.00	0.00

Event: Jr Boys Cattle Ridin

Draw: Contestant	Event Points	Score	Time	All Around Points	Payout
5 WOODWARD, JESTYN	10.00	70.0	0.000	10.00	0.00
10 REDER, REECE	9.00	68.0	0.000	9.00	0.00
8 FLOYD, CAYDEN	8.00	67.0	0.000	8.00	0.00
7 CORDES, KIPP	7.00	64.0	0.000	7.00	0.00
12 JOENS, RAILE	6.00	55.0	0.000	6.00	0.00
4 LEMMEL, CADE	5.00	49.0	0.000	5.00	0.00
3 ELSHERE, THAYNE	4.00	45.0	0.000	4.00	0.00
6 HUGHES, TUCKER	3.00	42.0	0.000	3.00	0.00
1 HOWIE, BUDDY	2.00	41.0	0.000	2.00	0.00
2 MONTAGUE, KADE	1.00	37.0	0.000	1.00	0.00

Event: Jr Boys Flag Race


Draw: Contestant	Event Points	Score	Time	All Around Points	Payout
23 PRICE, BRIGG	10.00	0.0	9.234	10.00	0.00
14 CORDES, KIPP	9.00	0.0	9.375	9.00	0.00
24 MARTIN, TRAYLIN	8.00	0.0	9.410	8.00	0.00
6 WOODWARD, JESTYN	7.00	0.0	9.412	7.00	0.00
2 WEISHAAR, SERN	6.00	0.0	9.469	6.00	0.00
19 THOMPSON, BRYNN	5.00	0.0	9.751	5.00	0.00
12 ROUTIER, BRADEN	4.00	0.0	9.976	4.00	0.00
21 JENSEN, JADON	3.00	0.0	10.190	3.00	0.00
15 ELSHERE, THAYNE	2.00	0.0	10.813	2.00	0.00
20 BREWER, BOBBY	1.00	0.0	10.820	1.00	0.00

Event: Jr Boys Goats

Draw: Contestant	Event Points	Score	Time	All Around Points	Payout
9 WOODWARD, JESTYN	10.00	0.0	11.728	10.00	0.00
17 MARTIN, TRAYLIN	9.00	0.0	11.786	9.00	0.00
16 FLOYD, CAYDEN	8.00	0.0	12.491	8.00	0.00
5 CORDES, KIPP	7.00	0.0	12.682	7.00	0.00
8 CROWSER, KALE	6.00	0.0	12.908	6.00	0.00
15 WEISHAAR, SERN	5.00	0.0	14.083	5.00	0.00
3 THOMPSON, BRYNN	4.00	0.0	14.183	4.00	0.00
10 THORSTENSON, TREG	3.00	0.0	14.210	3.00	0.00
12 JONES, TAYSON	2.00	0.0	14.277	2.00	0.00
6 PRICE, BRIGG	1.00	0.0	14.622	1.00	0.00

Event: Jr Girls Barrels

Draw: Contestant	Event Points	Score	Time	All Around Points	Payout
19 WILSON, SAYLOR	10.00	0.0	18.209	10.00	0.00
27 ROUTIER, PAYTON	9.00	0.0	18.298	9.00	0.00
15 CRAGO, KYLEE	8.00	0.0	18.366	8.00	0.00
29 HANSON, SIDNEY	7.00	0.0	18.671	7.00	0.00



South Dakota 4-H

Listing of Scores by Rodeo

07/14/2017

BUTTE CO

Page 2

1st Go

9	PIHL, HADLEY	6.00	0.0	18.675	6.00	0.00
33	WARD, MATAYA	5.00	0.0	18.695	5.00	0.00
32	DAY, KENLEY	4.00	0.0	18.847	4.00	0.00
34	DERNER, SHELBY	3.00	0.0	18.872	3.00	0.00
2	MCCOY, NATALIE	2.00	0.0	18.899	2.00	0.00
37	WESTPHAL, KATELYNN	1.00	0.0	18.994	1.00	0.00

Event: Jr Girls Breakaway

Draw:	Contestant	Event Points	Score	Time	All Around Points	Payout
11	DAY, KENLEY	10.00	0.0	3.200	10.00	0.00
22	HILGENKAMP, SIERRA	9.00	0.0	3.440	9.00	0.00
5	WARD, MATAYA	8.00	0.0	4.270	8.00	0.00
18	CRAGO, KYLEE	7.00	0.0	4.690	7.00	0.00
14	CRAGO, CHLOE	6.00	0.0	6.300	6.00	0.00

Event: Jr Girls Goats

Draw:	Contestant	Event Points	Score	Time	All Around Points	Payout
7	PIHL, HADLEY	10.00	0.0	11.541	10.00	0.00
9	HENWOOD, CHARLIE	9.00	0.0	11.761	9.00	0.00
3	CROWSER, JADEN	8.00	0.0	12.092	8.00	0.00
20	WARD, MATAYA	7.00	0.0	12.242	7.00	0.00
24	CORDES, PIPER	6.00	0.0	12.430	6.00	0.00
17	PETERSEN, MACKENZIE	5.00	0.0	12.719	5.00	0.00
13	JONES, JAYSEE	4.00	0.0	12.753	4.00	0.00
6	SMITH, HOLLIE	3.00	0.0	13.488	3.00	0.00
19	LONG, SKYLEE	2.00	0.0	13.511	2.00	0.00
26	DERNER, SHELBY	1.00	0.0	13.679	1.00	0.00

Event: Jr Girls Poles

Draw:	Contestant	Event Points	Score	Time	All Around Points	Payout
20	CORDES, PIPER	10.00	0.0	21.129	10.00	0.00
12	WARD, MATAYA	9.00	0.0	21.934	9.00	0.00
25	SHEARER, KELLYN	8.00	0.0	21.970	8.00	0.00
21	HANSON, SIDNEY	7.00	0.0	22.240	7.00	0.00
35	BURGEE, TAYLOR	6.00	0.0	22.311	6.00	0.00
11	WILSON, SAYLOR	5.00	0.0	22.682	5.00	0.00
10	PIHL, HADLEY	4.00	0.0	22.865	4.00	0.00
3	HILGENKAMP, SIERRA	3.00	0.0	23.045	3.00	0.00
17	MEYER, SOPHIA	2.00	0.0	24.704	2.00	0.00
26	STRANBERG, ALICESON	1.00	0.0	24.907	1.00	0.00

Event: Jr Jr Barrels

Draw:	Contestant	Event Points	Score	Time	All Around Points	Payout
19	GRUEB, REAGAN	10.00	0.0	18.430	10.00	0.00
18	PETERSEN, JAZMYN	9.00	0.0	18.927	9.00	0.00
4	HENWOOD, THOMAS (TJ)	8.00	0.0	18.960	8.00	0.00
11	NUTTER, LARAMIE	7.00	0.0	19.746	7.00	0.00
1	PIHL, HAYDEN	6.00	0.0	19.867	6.00	0.00
3	ELSHERE, RYLAN	5.00	0.0	20.033	5.00	0.00
6	SLABA, SAVIE	4.00	0.0	20.216	4.00	0.00
15	PELSTER, SYD	3.00	0.0	20.316	3.00	0.00
21	WILSON, SATTYN	2.00	0.0	20.418	2.00	0.00
8	HILGENKAMP, BRAND	1.00	0.0	20.531	1.00	0.00

Event: Jr Jr Goats

Draw:	Contestant	Event Points	Score	Time	All Around Points	Payout
-------	------------	--------------	-------	------	-------------------	--------



Listing of Scores by Rodeo

1st Go

17 PIHL, HAYDEN	10.00	0.0	7.901	10.00	0.00
2 PELSTER, SYD	9.00	0.0	8.129	9.00	0.00
23 CORDES, GATLIN	8.00	0.0	8.150	8.00	0.00
3 HILGENKAMP, BRAND	7.00	0.0	8.247	7.00	0.00
4 LONG, STETSON	6.00	0.0	8.289	6.00	0.00
18 BIRKELAND, TEE	5.00	0.0	8.316	5.00	0.00
19 CRAGO, LAINEY	4.00	0.0	8.471	4.00	0.00
8 BIRKELAND, FLETCHER	3.00	0.0	8.555	3.00	0.00
9 MILLAR, RYLE	2.00	0.0	8.591	2.00	0.00
21 HENWOOD, THOMAS (TJ)	1.00	0.0	8.614	1.00	0.00

Event: Jr Jr Poles

Draw: Contestant	Event Points	Score	Time	All Around Points	Payout
6 WILSON, SATTYN	10.00	0.0	22.321	10.00	0.00
23 CORDES, GATLIN	9.00	0.0	24.870	9.00	0.00
4 PELSTER, SYD	8.00	0.0	25.001	8.00	0.00
17 OSMOTHERLY, ERIN	7.00	0.0	26.096	7.00	0.00
8 BERGLUND, TACE	6.00	0.0	26.520	6.00	0.00
22 SPENCER, CAYCI	5.00	0.0	26.927	5.00	0.00
9 JONES, RAYNEE	4.00	0.0	27.116	4.00	0.00
24 HENWOOD, THOMAS (TJ)	3.00	0.0	27.956	3.00	0.00
10 NUTTER, LARAMIE	2.00	0.0	28.426	2.00	0.00
11 MILLAR, RYLE	1.00	0.0	28.774	1.00	0.00

Event: Jr Jr Steer Riding

Draw: Contestant	Event Points	Score	Time	All Around Points	Payout
7 HENWOOD, THOMAS (TJ)	10.00	66.0	0.000	10.00	0.00
10 LONG, STETSON	9.00	62.0	0.000	9.00	0.00
4 ELSHERE, RYLAN	8.00	60.0	0.000	8.00	0.00
2 CORDES, GATLIN	7.00	58.0	0.000	7.00	0.00
5 PIHL, HAYDEN	6.00	56.0	0.000	6.00	0.00
9 BIRKELAND, TEE	5.00	52.0	0.000	5.00	0.00
3 BIRKELAND, CRUZ	4.00	43.0	0.000	4.00	0.00
1 BIRKELAND, FLETCHER	3.00	38.0	0.000	3.00	0.00
6 WEISHAAR, SLONE	2.00	34.0	0.000	2.00	0.00

Event: Sr Boys Bareback Rid

Draw: Contestant	Event Points	Score	Time	All Around Points	Payout
1 ALEXANDER, HUNTER	10.00	57.0	0.000	10.00	0.00

Event: Sr Boys Saddle Bronc


Draw: Contestant	Event Points	Score	Time	All Around Points	Payout
6 ELSHERE, CARTER	10.00	70.0	0.000	10.00	0.00
5 CRAGO, COOPER	9.00	61.0	0.000	9.00	0.00
7 CLARK, TEIGAN	8.00	60.0	0.000	8.00	0.00

Event: Sr Boys Str Wrstlng

Draw: Contestant	Event Points	Score	Time	All Around Points	Payout
1 BROWN, WINSTON	10.00	0.0	6.570	10.00	0.00

Event: Sr Boys Tie Down

Draw: Contestant	Event Points	Score	Time	All Around Points	Payout
10 ARNESON, TARIN	10.00	0.0	13.350	10.00	0.00
2 ROBERTS, CORD	9.00	0.0	13.730	9.00	0.00
13 BREWER, COLE	8.00	0.0	14.010	8.00	0.00
9 SMITH, NOLAN	7.00	0.0	14.340	7.00	0.00



South Dakota 4-H

Listing of Scores by Rodeo

07/14/2017

BUTTE CO

Page 4

1st Go

14 ELSHERE, CARTER	6.00	0.0	15.280	6.00	0.00
4 DERNER, CHANCE	5.00	0.0	16.030	5.00	0.00
15 GAER, TUCKER	4.00	0.0	32.640	4.00	0.00

Event: Sr Girls Barrels

Draw: Contestant	Event Points	Score	Time	All Around Points	Payout
27 WILLIAMS, BRIANNA	10.00	0.0	17.608	10.00	0.00
31 BROWN, WACEY	9.00	0.0	17.701	9.00	0.00
25 MCCOY, RACHAEL	8.00	0.0	17.838	8.00	0.00
35 CARLEY, JOEY	7.00	0.0	17.842	7.00	0.00
14 FUERST, SYDNEY	6.00	0.0	17.889	6.00	0.00
29 FERGUSON, SIDNI	5.00	0.0	18.150	5.00	0.00
28 STEVENS, AUBREE	4.00	0.0	18.210	4.00	0.00
18 GAER, TORI	3.00	0.0	18.227	3.00	0.00
11 BREWER, SHANTELL	2.00	0.0	18.239	2.00	0.00
9 STEELE, KAYDEN	1.00	0.0	18.308	1.00	0.00

Event: Sr Girls Breakaway


Draw: Contestant	Event Points	Score	Time	All Around Points	Payout
31 GILBERT, SAWYER	10.00	0.0	2.410	10.00	0.00
11 JOHNSTON, SAVANA	9.00	0.0	2.560	9.00	0.00
4 CARLEY, JOEY	8.00	0.0	2.900	8.00	0.00
6 MENZEL, TESSA	7.00	0.0	3.710	7.00	0.00
26 HOWELL, SHAYLA	6.00	0.0	3.880	6.00	0.00
8 MCCOY, LEXI	5.00	0.0	6.790	5.00	0.00
27 BROWN, KIARA	4.00	0.0	17.260	4.00	0.00
15 GAER, TORI	3.00	0.0	23.930	3.00	0.00
16 FUERST, SYDNEY	2.00	0.0	29.810	2.00	0.00

Event: Sr Girls Goats

Draw: Contestant	Event Points	Score	Time	All Around Points	Payout
2 VERHULST, KARLI	10.00	0.0	8.742	10.00	0.00
10 GAER, TORI	9.00	0.0	8.956	9.00	0.00
1 MILLER, MIKENZY	8.00	0.0	8.974	8.00	0.00
11 GILBERT, SAWYER	7.00	0.0	9.124	7.00	0.00
17 JOHNSTON, SAVANA	6.00	0.0	9.540	6.00	0.00
25 WARD, SIERRA	5.00	0.0	9.735	5.00	0.00
16 RYAN, MOLLY	4.00	0.0	9.746	4.00	0.00
3 THORSTENSON, TAYLA	3.00	0.0	9.977	3.00	0.00
24 BROWN, WACEY	2.00	0.0	10.243	2.00	0.00
27 MENZEL, TESSA	1.00	0.0	10.667	1.00	0.00

Event: Sr Girls Poles

Draw: Contestant	Event Points	Score	Time	All Around Points	Payout
20 BROWN, WACEY	10.00	0.0	20.928	10.00	0.00
31 WARD, SIERRA	9.00	0.0	20.934	9.00	0.00
18 RYAN, MOLLY	8.00	0.0	21.004	8.00	0.00
32 BREWER, SHANTELL	7.00	0.0	21.648	7.00	0.00
25 STEELE, KAYDEN	6.00	0.0	21.669	6.00	0.00
24 JOHNSTON, SAVANA	5.00	0.0	21.914	5.00	0.00
21 MCCOY, RACHAEL	4.00	0.0	22.066	4.00	0.00
27 MARCH, MADISON	3.00	0.0	22.094	3.00	0.00
8 FOX, ABBY	2.00	0.0	22.471	2.00	0.00
4 HURST, SADEE	1.00	0.0	22.617	1.00	0.00



South Dakota 4-H

Listing of Scores by Rodeo

07/14/2017

BUTTE CO

Page 5

1st Go

Event: Sr. Ribbon Roping

Draw: Contestant	Event Points	Score	Time	All Around Points	Payout
8 PHILIPSEN, BRIANNA	10.00	0.0	7.180	10.00	0.00
6 JOHNSTON, SAVANA	9.00	0.0	7.490	9.00	0.00
2 WARD, SIERRA	8.00	0.0	7.630	8.00	0.00
11 MILLER, MIKENZY	7.00	0.0	9.790	7.00	0.00
3 THORSTENSON, TAYLA	6.00	0.0	22.300	6.00	0.00

Event: Sr. Team Roping

Draw: Contestant	Event Points	Score	Time	All Around Points	Payout
5 JOHNSTON, SAVANA (1)	10.00	0.0	8.080	10.00	0.00
5 ELSHERE, CARTER (2)	10.00	0.0	8.080	10.00	0.00
15 HOWELL, SHAYLA (1)	9.00	0.0	10.760	9.00	0.00
15 ARNESON, TARIN (2)	9.00	0.0	10.760	9.00	0.00
8 MCCOY, LEXI (1)	8.00	0.0	16.360	8.00	0.00
8 ROBERTS, CORD (2)	8.00	0.0	16.360	8.00	0.00
13 HURST, SADEE (1)	7.00	0.0	30.890	7.00	0.00
13 BREWER, COLE (2)	7.00	0.0	30.890	7.00	0.00
12 BROWN, WINSTON (1)	6.00	0.0	31.320	6.00	0.00
12 CRAGO, COOPER (2)	6.00	0.0	31.320	6.00	0.00
4 BREWER, SHANTELL (1)	5.00	0.0	43.940	5.00	0.00
4 THORSTENSON, TAYLA (2)	5.00	0.0	43.940	5.00	0.00