

Listing of Scores by Rodeo

Event: Jr Boys Breakaway


Draw: Contestant	Event Points	Score	Time	All Around Points	Payout
16 ABBOTT, BRADEN	10.00	0.0	4.030	10.00	0.00
6 STODDARD, CADEN	9.00	0.0	4.830	9.00	0.00
29 BLASIOUS, JACE	8.00	0.0	7.180	8.00	0.00
15 CORDES, KIPP	7.00	0.0	14.960	7.00	0.00
5 GRILL, CADE	6.00	0.0	15.660	6.00	0.00
18 BLASIOUS, BURK	5.00	0.0	16.420	5.00	0.00
23 HEATHERSHAW, MATHEW	4.00	0.0	23.290	4.00	0.00
2 WILLIAMS, TYUS	3.00	0.0	36.170	3.00	0.00
34 HARTSHORN, TREVOR	0.00	0.0	100.000	0.00	0.00
10 BYRNE, JADE	0.00	0.0	100.000	0.00	0.00
21 MANSFIELD, MAYSON	0.00	0.0	100.000	0.00	0.00
3 MOON, QUINN	0.00	0.0	100.000	0.00	0.00
26 WILLIAMS, STRAN	0.00	0.0	100.000	0.00	0.00
17 FITE, TEGAN	0.00	0.0	100.000	0.00	0.00
4 GABRIEL, CEDAR	0.00	0.0	100.000	0.00	0.00
12 HEATHERSHAW, MALCOLM	0.00	0.0	100.000	0.00	0.00
19 CROWSER, KALE	0.00	0.0	100.000	0.00	0.00
7 THOMPSON, LUKE	0.00	0.0	100.000	0.00	0.00
30 BREWER, GARRETT	0.00	0.0	100.000	0.00	0.00
25 WALN, BILLY	0.00	0.0	100.000	0.00	0.00
28 WALN, BODEY	0.00	0.0	100.000	0.00	0.00
33 WARD, RIDGE	0.00	0.0	100.000	0.00	0.00
1 CHASE ALONE, HADEN	0.00	0.0	100.000	0.00	0.00
8 HEATHERSHAW, JACOBY	0.00	0.0	100.000	0.00	0.00
27 ALEXANDER, HUNTER	0.00	0.0	100.000	0.00	0.00
24 SCOTT, STRAN	0.00	0.0	100.000	0.00	0.00
11 PALMER, LAYNE	0.00	0.0	100.000	0.00	0.00
31 HOSTUTLER, JESSE	0.00	0.0	100.000	0.00	0.00
22 HAND, TREY	0.00	0.0	100.000	0.00	0.00
32 FARRELL, DREW	0.00	0.0	100.000	0.00	0.00
20 PERRY, OWEN	0.00	0.0	100.000	0.00	0.00
13 MONTAGUE, KADE	(N/M)	0.00	100.000	0.00	0.00
14 BLASIOUS, BLAIR	0.00	0.0	100.000	0.00	0.00
9 WEST, EASTAN	0.00	0.0	100.000	0.00	0.00

Event: Jr Boys Cattle Ridin

Draw: Contestant	Event Points	Score	Time	All Around Points	Payout
2 BOWDEN, LOGAN	10.00	31.0	0.000	10.00	0.00
1 STODDARD, CADEN	0.00	0.0	0.000	0.00	0.00
3 CORDES, KIPP	0.00	0.0	0.000	0.00	0.00
4 MONTAGUE, KADE	(N/M)	0.00	0.000	0.00	0.00

Event: Jr Boys Flag Race

Draw: Contestant	Event Points	Score	Time	All Around Points	Payout
18 BREWER, GARRETT	10.00	0.0	8.153	10.00	0.00
2 HEATHERSHAW, MALCOLM	9.00	0.0	8.191	9.00	0.00
23 MANSFIELD, MAYSON	8.00	0.0	8.348	8.00	0.00
33 HOSTUTLER, JESSE	7.00	0.0	8.603	7.00	0.00
3 WARD, RIDGE	6.00	0.0	9.238	6.00	0.00
24 BLASIOUS, JACE	5.00	0.0	9.454	5.00	0.00
29 MONTAGUE, KADE	4.00	0.0	11.000	4.00	0.00



Listing of Scores by Rodeo


PENNIGTON COUNTY

1st Go

8	MOON, QUINN	3.00	0.0	11.042	3.00	0.00
20	FARRELL, DREW	2.00	0.0	11.313	2.00	0.00
26	PERRY, OWEN	1.00	0.0	11.944	1.00	0.00
4	STODDARD, CADEN	0.00	0.0	100.000	0.00	0.00
16	WILSON, GUS	0.00	0.0	100.000	0.00	0.00
31	HARTSHORN, TREVOR	0.00	0.0	100.000	0.00	0.00
30	BYRNE, JADE	0.00	0.0	100.000	0.00	0.00
11	WILLIAMS, STRAN	0.00	0.0	100.000	0.00	0.00
34	JUNGWIRTH, JAXON	0.00	0.0	100.000	0.00	0.00
9	FITE, TEGAN	0.00	0.0	100.000	0.00	0.00
14	GABRIEL, CEDAR	0.00	0.0	100.000	0.00	0.00
19	ABBOTT, BRADEN	0.00	0.0	100.000	0.00	0.00
1	HEATHERSHAW, MATHEW	0.00	0.0	100.000	0.00	0.00
22	CORDES, KIPP	0.00	0.0	100.000	0.00	0.00
5	JANVRIN, CADE	0.00	0.0	100.000	0.00	0.00
10	CROWSER, KALE	0.00	0.0	100.000	0.00	0.00
28	WALN, BILLY	0.00	0.0	100.000	0.00	0.00
12	WALN, BODEY	0.00	0.0	100.000	0.00	0.00
15	CHASE ALONE, HADEN	0.00	0.0	100.000	0.00	0.00
32	WILLIAMS, TYUS	0.00	0.0	100.000	0.00	0.00
21	HUBERT, SETH	0.00	0.0	100.000	0.00	0.00
6	SCOTT, STRAN	0.00	0.0	100.000	0.00	0.00
27	PALMER, LAYNE	0.00	0.0	100.000	0.00	0.00
25	HAND, TREY	0.00	0.0	100.000	0.00	0.00
7	BLASIUS, BURK	0.00	0.0	100.000	0.00	0.00
13	BLASIUS, BLAIR	0.00	0.0	100.000	0.00	0.00
17	WEST, EASTAN	0.00	0.0	100.000	0.00	0.00

Event: Jr Boys Goats

Draw:	Contestant	Event Points	Score	Time	All Around Points	Payout
21	STODDARD, CADEN	10.00	0.0	10.930	10.00	0.00
26	BREWER, GARRETT	9.00	0.0	12.730	9.00	0.00
7	HOSTUTLER, JESSE	8.00	0.0	14.500	8.00	0.00
16	FITE, TEGAN	7.00	0.0	14.790	7.00	0.00
4	WEST, EASTAN	6.00	0.0	14.930	6.00	0.00
6	ABBOTT, BRADEN	5.00	0.0	15.130	5.00	0.00
10	CORDES, KIPP	4.00	0.0	15.500	4.00	0.00
19	BLASIUS, BLAIR	3.00	0.0	16.040	3.00	0.00
20	BLASIUS, BURK	2.00	0.0	16.870	2.00	0.00
5	CROWSER, KALE	1.00	0.0	17.370	1.00	0.00
22	WILLIAMS, STRAN	0.00	0.0	19.090	0.00	0.00
14	BYRNE, JADE	0.00	0.0	19.790	0.00	0.00
27	BLASIUS, JACE	0.00	0.0	20.200	0.00	0.00
18	MANSFIELD, MAYSON	0.00	0.0	21.690	0.00	0.00
3	PALMER, LAYNE	0.00	0.0	21.930	0.00	0.00
1	HARTSHORN, TREVOR	0.00	0.0	22.610	0.00	0.00
29	WALN, BODEY	0.00	0.0	24.280	0.00	0.00
25	FARRELL, DREW	0.00	0.0	25.440	0.00	0.00
13	JANVRIN, CADE	0.00	0.0	25.530	0.00	0.00
30	JUNGWIRTH, JAXON	0.00	0.0	25.670	0.00	0.00
23	HAND, TREY	0.00	0.0	26.060	0.00	0.00
15	MOON, QUINN	0.00	0.0	27.160	0.00	0.00
9	MONTAGUE, KADE	(N/M)	0.00	32.560	0.00	0.00



Listing of Scores by Rodeo

1st Go


8 GABRIEL, CEDAR	0.00	0.0	100.000	0.00	0.00
32 THOMPSON, LUKE	0.00	0.0	100.000	0.00	0.00
17 WALN, BILLY	0.00	0.0	100.000	0.00	0.00
11 WARD, RIDGE	0.00	0.0	100.000	0.00	0.00
12 CHASE ALONE, HADEN	0.00	0.0	100.000	0.00	0.00
28 WILLIAMS, TYUS	0.00	0.0	100.000	0.00	0.00
2 ALEXANDER, HUNTER	0.00	0.0	100.000	0.00	0.00
24 GRILL, CADE	0.00	0.0	100.000	0.00	0.00
31 PERRY, OWEN	0.00	0.0	100.000	0.00	0.00

Event: Jr Girls Barrels

Draw: Contestant	Event Points	Score	Time	All Around Points	Payout
23 ELSHERE, JENNA	10.00	0.0	16.596	10.00	0.00
13 MERRILL, TEARRA	9.00	0.0	16.616	9.00	0.00
2 CORDES, PIPER	7.50	0.0	16.983	7.50	0.00
8 PETERSON, SIDNEY	7.50	0.0	16.983	7.50	0.00
6 HILGENKAMP, SIERRA	6.00	0.0	16.989	6.00	0.00
7 CLEMETSON, ALLISON	5.00	0.0	17.004	5.00	0.00
16 HEATHERSHAW, TAE	3.00	0.0	17.361	3.00	0.00
18 HUSSEY, SIDNEY	2.00	0.0	17.596	2.00	0.00
14 LIVERMONT, CJ	1.00	0.0	17.895	1.00	0.00
19 SHEARER, KELLYN	0.00	0.0	17.910	0.00	0.00
21 WEST, JAYCIE	0.00	0.0	17.947	0.00	0.00
9 HUBERT, SAMANTHA	0.00	0.0	18.092	0.00	0.00
12 BROWN, KIARA	0.00	0.0	18.262	0.00	0.00
0 REINERT, JAYDA	0.00	0.0	18.372	0.00	0.00
0 HEATHERSHAW, CHARLIE	0.00	0.0	18.698	0.00	0.00
4 MCCOY, NATALIE	0.00	0.0	18.930	0.00	0.00
17 DEUTSCHER, SEARRA	0.00	0.0	18.945	0.00	0.00
3 LIVERMONT, CHYE	0.00	0.0	21.032	0.00	0.00
10 HEATHERSHAW, KASSIDY	0.00	0.0	22.425	0.00	0.00
22 WOODWARD, JESSICA	0.00	0.0	22.767	0.00	0.00
11 SCOTT, TATUM	0.00	0.0	24.433	0.00	0.00
5 FANNING, LANEY	0.00	0.0	100.000	0.00	0.00
15 BAKER, KYLENE	0.00	0.0	100.000	0.00	0.00
1 ROMEY, BRIDGET	0.00	0.0	100.000	0.00	0.00
20 DERR, AUDRA	0.00	0.0	100.000	0.00	0.00

Event: Jr Girls Breakaway

Draw: Contestant	Event Points	Score	Time	All Around Points	Payout
3 BAKER, KYLENE	10.00	0.0	4.540	10.00	0.00
9 WEST, JAYCIE	9.00	0.0	5.750	9.00	0.00
7 LIVERMONT, CJ	8.00	0.0	8.180	8.00	0.00
4 HILGENKAMP, SIERRA	0.00	0.0	100.000	0.00	0.00
11 HEATHERSHAW, TAE	0.00	0.0	100.000	0.00	0.00
10 PETERSON, SIDNEY	0.00	0.0	100.000	0.00	0.00
8 BROWN, KIARA	0.00	0.0	100.000	0.00	0.00
2 ELSHERE, JENNA	0.00	0.0	100.000	0.00	0.00
12 CLEMETSON, ALLISON	0.00	0.0	100.000	0.00	0.00
1 ROMEY, BRIDGET	0.00	0.0	100.000	0.00	0.00
5 MERRILL, TEARRA	0.00	0.0	100.000	0.00	0.00
0 CORDES, PIPER	0.00	0.0	100.000	0.00	0.00
0 HEATHERSHAW, CHARLIE	0.00	0.0	100.000	0.00	0.00




Listing of Scores by Rodeo

Event: Jr Girls Goats

Draw: Contestant	Event Points	Score	Time	All Around Points	Payout
16 MERRILL, TEARRA	10.00	0.0	10.330	10.00	0.00
17 HIGH HAWK, VALANDRA	9.00	0.0	11.010	9.00	0.00
6 CROWSER, JADEN	8.00	0.0	11.560	8.00	0.00
10 WOODWARD, JESSICA	7.00	0.0	12.900	7.00	0.00
0 ELSHERE, CAMRI	6.00	0.0	13.320	6.00	0.00
13 HUSSEY, SIDNEY	5.00	0.0	13.450	5.00	0.00
6 BAKER, KYLENE	4.00	0.0	13.630	4.00	0.00
8 BROWN, KIARA	3.00	0.0	13.640	3.00	0.00
1 PETERSON, SIDNEY	2.00	0.0	14.200	2.00	0.00
9 CORDES, PIPER	1.00	0.0	15.530	1.00	0.00
3 REINERT, JAYDA	0.00	0.0	15.640	0.00	0.00
12 LIVERMONT, CJ	0.00	0.0	17.080	0.00	0.00
2 SCOTT, TATUM	0.00	0.0	17.810	0.00	0.00
11 ELSHERE, JENNA	0.00	0.0	18.390	0.00	0.00
5 MCCOY, NATALIE	0.00	0.0	20.500	0.00	0.00
7 CLEMETSON, ALLISON	0.00	0.0	100.000	0.00	0.00
15 ROMEY, BRIDGET	0.00	0.0	100.000	0.00	0.00
4 DERR, AUDRA	0.00	0.0	100.000	0.00	0.00
14 WEST, JAYCIE	0.00	0.0	100.000	0.00	0.00

Event: Jr Girls Poles

Draw: Contestant	Event Points	Score	Time	All Around Points	Payout
2 CORDES, PIPER	10.00	0.0	21.524	10.00	0.00
4 SHEARER, KELLYN	9.00	0.0	22.159	9.00	0.00
10 WOODWARD, JESSICA	8.00	0.0	22.298	8.00	0.00
1 PETERSON, SIDNEY	7.00	0.0	22.328	7.00	0.00
19 CLEMETSON, ALLISON	6.00	0.0	22.856	6.00	0.00
12 WEST, JAYCIE	5.00	0.0	22.985	5.00	0.00
20 REINERT, JAYDA	4.00	0.0	23.052	4.00	0.00
6 ELSHERE, JENNA	3.00	0.0	23.140	3.00	0.00
9 LIVERMONT, CJ	2.00	0.0	23.290	2.00	0.00
23 HUBERT, SAMANTHA	1.00	0.0	23.570	1.00	0.00
28 ELSHERE, CAMRI	0.00	0.0	23.892	0.00	0.00
26 MCCOY, NATALIE	0.00	0.0	24.044	0.00	0.00
3 GRILL, TAYLOR	0.00	0.0	24.158	0.00	0.00
21 DERR, AUDRA	0.00	0.0	24.204	0.00	0.00
14 DEUTSCHER, SEARRA	0.00	0.0	24.522	0.00	0.00
15 FANNING, LANEY	0.00	0.0	25.717	0.00	0.00
0 HEATHERSHAW, CHARLIE	0.00	0.0	26.211	0.00	0.00
18 HUSSEY, SIDNEY	0.00	0.0	26.374	0.00	0.00
7 MERRILL, TEARRA	0.00	0.0	26.562	0.00	0.00
16 LIVERMONT, CHYE	0.00	0.0	27.854	0.00	0.00
25 BAKER, KYLENE	0.00	0.0	29.725	0.00	0.00
8 HEATHERSHAW, KASSIDY	0.00	0.0	30.433	0.00	0.00
5 HEATHERSHAW, TAE	0.00	0.0	32.683	0.00	0.00
27 BROWN, KIARA	0.00	0.0	33.286	0.00	0.00
13 COLOMBE-CARLSON, VESTA	0.00	0.0	36.070	0.00	0.00
17 HILGENKAMP, SIERRA	0.00	0.0	43.248	0.00	0.00
22 SCOTT, TATUM	0.00	0.0	100.000	0.00	0.00
11 ROMEY, BRIDGET	0.00	0.0	100.000	0.00	0.00




Listing of Scores by Rodeo

Event: Jr Jr Barrels

Draw: Contestant	Event Points	Score	Time	All Around Points	Payout
1 AMIOTTE, BREEZY	10.00	0.0	17.689	10.00	0.00
3 GRAN, CAYSEN	9.00	0.0	17.764	9.00	0.00
0 ELSHERE, RYLAN	8.00	0.0	17.979	8.00	0.00
2 NUTTER, LARAMIE	7.00	0.0	17.980	7.00	0.00
9 MENZEL, JOSIE	6.00	0.0	18.082	6.00	0.00
14 SHEARER, TERRY	5.00	0.0	18.517	5.00	0.00
21 PRICE, TAYLOR	4.00	0.0	18.917	4.00	0.00
7 WARD, MATAYA	3.00	0.0	19.112	3.00	0.00
4 HILGENKAMP, BRAND	2.00	0.0	20.037	2.00	0.00
19 WOODWARD, WESTON	1.00	0.0	20.426	1.00	0.00
8 PRICE, JACOB	0.00	0.0	22.150	0.00	0.00
22 GABRIEL, EMBER	0.00	0.0	22.599	0.00	0.00
18 OSMOTHERLY, ERIN	0.00	0.0	23.800	0.00	0.00
10 WILLIAMS, ISABELLA	0.00	0.0	23.920	0.00	0.00
13 JANVRIN, JET	0.00	0.0	24.605	0.00	0.00
5 CARLSON, KAKTIS	0.00	0.0	24.898	0.00	0.00
6 SABERS, CASON	0.00	0.0	26.108	0.00	0.00
20 BARDEN, MATTIE	0.00	0.0	28.895	0.00	0.00
17 BYRNE, KAYLEE	0.00	0.0	100.000	0.00	0.00
15 SLABA, SAVIE	0.00	0.0	100.000	0.00	0.00
12 SLETTTO, HANNA	0.00	0.0	100.000	0.00	0.00
16 DIEDRICHS, LIBBY	0.00	0.0	100.000	0.00	0.00
11 MEYER, SOPHIA	0.00	0.0	100.000	0.00	0.00

Event: Jr Jr Flag Race

Draw: Contestant	Event Points	Score	Time	All Around Points	Payout
19 MENZEL, JOSIE	10.00	0.0	8.964	10.00	0.00
12 JANVRIN, JET	9.00	0.0	10.008	9.00	0.00
7 ELSHERE, RYLAN	8.00	0.0	10.160	8.00	0.00
18 WOODWARD, WESTON	7.00	0.0	10.300	7.00	0.00
3 GERARD, COLTER	6.00	0.0	10.651	6.00	0.00
15 NUTTER, LARAMIE	5.00	0.0	10.679	5.00	0.00
11 GRAN, CAYSEN	4.00	0.0	11.174	4.00	0.00
2 WARD, MATAYA	3.00	0.0	11.590	3.00	0.00
14 DIEDRICHS, LIBBY	2.00	0.0	11.710	2.00	0.00
23 GABRIEL, LATHAM	1.00	0.0	12.733	1.00	0.00
1 CARLSON, KAKTIS	0.00	0.0	13.346	0.00	0.00
20 SABERS, CASON	0.00	0.0	13.432	0.00	0.00
13 CHANCE, LANE	0.00	0.0	13.536	0.00	0.00
16 PRICE, JACOB	0.00	0.0	14.784	0.00	0.00
8 OSMOTHERLY, ERIN	0.00	0.0	16.022	0.00	0.00
17 PRICE, TAYLOR	0.00	0.0	16.088	0.00	0.00
4 SLETTTO, HANNA	0.00	0.0	22.162	0.00	0.00
5 BYRNE, KAYLEE	0.00	0.0	100.000	0.00	0.00
22 GABRIEL, EMBER	0.00	0.0	100.000	0.00	0.00
6 HILGENKAMP, BRAND	0.00	0.0	100.000	0.00	0.00
21 FRANSUA, WYATT	0.00	0.0	100.000	0.00	0.00
9 AMIOTTE, BREEZY	0.00	0.0	100.000	0.00	0.00
10 MEYER, SOPHIA	0.00	0.0	100.000	0.00	0.00




Listing of Scores by Rodeo

Event: Jr Jr Goats

Draw: Contestant	Event Points	Score	Time	All Around Points	Payout
18 WOODWARD, WESTON	10.00	0.0	8.130	10.00	0.00
4 WARD, MATAYA	9.00	0.0	8.350	9.00	0.00
10 GABRIEL, EMBER	8.00	0.0	8.890	8.00	0.00
20 GRAN, CAYSEN	7.00	0.0	9.640	7.00	0.00
24 MENZEL, JOSIE	6.00	0.0	9.910	6.00	0.00
9 SABERS, CASON	5.00	0.0	10.320	5.00	0.00
2 NUTTER, LARAMIE	4.00	0.0	10.480	4.00	0.00
15 WILLIAMS, ISABELLA	3.00	0.0	10.630	3.00	0.00
3 JANVRIN, JET	2.00	0.0	10.770	2.00	0.00
8 AMIOTTE, BREEZY	1.00	0.0	10.890	1.00	0.00
7 ELSHERE, RYLAN	0.00	0.0	10.900	0.00	0.00
23 PRICE, TAYLOR	0.00	0.0	11.210	0.00	0.00
5 SHEARER, TERRYN	0.00	0.0	13.010	0.00	0.00
12 CARLSON, KAKTIS	0.00	0.0	13.030	0.00	0.00
11 MEYER, SOPHIA	0.00	0.0	13.150	0.00	0.00
1 PRICE, JACOB	0.00	0.0	13.230	0.00	0.00
6 FRANSUA, WYATT	0.00	0.0	14.200	0.00	0.00
22 CHANCE, LANE	0.00	0.0	15.120	0.00	0.00
17 OSMOTHERLY, ERIN	0.00	0.0	15.610	0.00	0.00
13 GABRIEL, LATHAM	0.00	0.0	17.360	0.00	0.00
14 DIEDRICHS, LIBBY	0.00	0.0	18.270	0.00	0.00
19 SLETTTO, HANNA	0.00	0.0	18.640	0.00	0.00
16 HILGENKAMP, BRAND	0.00	0.0	24.940	0.00	0.00
21 BYRNE, KAYLEE	0.00	0.0	30.570	0.00	0.00

Event: Jr Jr Poles

Draw: Contestant	Event Points	Score	Time	All Around Points	Payout
10 GRAN, CAYSEN	10.00	0.0	22.593	10.00	0.00
17 GABRIEL, EMBER	9.00	0.0	23.225	9.00	0.00
9 AMIOTTE, BREEZY	8.00	0.0	24.205	8.00	0.00
3 HILGENKAMP, BRAND	7.00	0.0	25.892	7.00	0.00
2 PRICE, JACOB	6.00	0.0	25.934	6.00	0.00
5 PRICE, TAYLOR	5.00	0.0	26.070	5.00	0.00
14 WOODWARD, WESTON	4.00	0.0	26.297	4.00	0.00
1 SLABA, SAVIE	3.00	0.0	26.965	3.00	0.00
12 SHEARER, TERRYN	2.00	0.0	28.602	2.00	0.00
4 CHANCE, LANE	1.00	0.0	29.165	1.00	0.00
19 WARD, MATAYA	0.00	0.0	29.294	0.00	0.00
15 NUTTER, LARAMIE	0.00	0.0	29.369	0.00	0.00
20 MEYER, SOPHIA	0.00	0.0	30.027	0.00	0.00
8 JANVRIN, JET	0.00	0.0	32.121	0.00	0.00
6 MENZEL, JOSIE	0.00	0.0	34.356	0.00	0.00
7 BYRNE, KAYLEE	0.00	0.0	34.780	0.00	0.00
13 BARDEN, MATTIE	0.00	0.0	35.506	0.00	0.00
11 OSMOTHERLY, ERIN	0.00	0.0	36.489	0.00	0.00
22 CARLSON, KAKTIS	0.00	0.0	36.803	0.00	0.00
18 WILLIAMS, ISABELLA	0.00	0.0	100.000	0.00	0.00
21 SLETTTO, HANNA	0.00	0.0	100.000	0.00	0.00
16 DIEDRICHS, LIBBY	0.00	0.0	100.000	0.00	0.00



South Dakota 4-H

Listing of Scores by Rodeo

07/09/2016

PENNIGTON COUNTY

Page 7

1st Go

Event: Jr Jr Steer Riding

Draw: Contestant	Event Points	Score	Time	All Around Points	Payout
2 ELSHERE, RYLAN	0.00	0.0	0.000	0.00	0.00
1 CARLSON, KAKTIS	0.00	0.0	0.000	0.00	0.00

Event: Sr Boys Bareback Rid

Draw: Contestant	Event Points	Score	Time	All Around Points	Payout
1 WARD, GARRETT	10.00	64.0	0.000	10.00	0.00

Event: Sr Boys Saddle Bronc

Draw: Contestant	Event Points	Score	Time	All Around Points	Payout
3 FANNING, RHETT	10.00	71.0	0.000	10.00	0.00
2 ELSHERE, CARTER	9.00	70.0	0.000	9.00	0.00
8 SCHOFIELD, DYLAN	8.00	65.0	0.000	8.00	0.00
4 WILSON, CASH	7.00	62.0	0.000	7.00	0.00
1 SCHOFIELD, DYSON	6.00	59.0	0.000	6.00	0.00
7 STEVENS, LATHEN	0.00	0.0	0.000	0.00	0.00
5 WARD, GARRETT	0.00	0.0	0.000	0.00	0.00
9 ELSHERE, TREY	0.00	0.0	0.000	0.00	0.00
6 ESCUE, CADE	0.00	0.0	0.000	0.00	0.00

Event: Sr Boys Str Wrstlng

Draw: Contestant	Event Points	Score	Time	All Around Points	Payout
3 PETRAK, TATE	10.00	0.0	11.140	10.00	0.00
2 BYRNE, TYLER	9.00	0.0	12.250	9.00	0.00
1 SHORB, SETH	0.00	0.0	100.000	0.00	0.00

Event: Sr Boys Tie Down


Draw: Contestant	Event Points	Score	Time	All Around Points	Payout
5 FANNING, RHETT	10.00	0.0	10.660	10.00	0.00
16 STEVENS, LATHEN	9.00	0.0	10.820	9.00	0.00
17 BYRNE, TYLER	8.00	0.0	11.770	8.00	0.00
12 PETRAK, TATE	7.00	0.0	12.770	7.00	0.00
7 FITE, TANNER	6.00	0.0	13.240	6.00	0.00
8 GOOD, CARSON	5.00	0.0	15.580	5.00	0.00
1 SCHAACK, WYNN	4.00	0.0	19.640	4.00	0.00
3 GRILL, CHANCE	3.00	0.0	21.670	3.00	0.00
10 ELSHERE, TREY	2.00	0.0	23.140	2.00	0.00
4 FORTUNE, RILEY	1.00	0.0	24.450	1.00	0.00
14 WILSON, CASH	0.00	0.0	24.870	0.00	0.00
15 ROBERTS, CORD	0.00	0.0	25.960	0.00	0.00
11 ELSHERE, CARTER	0.00	0.0	100.000	0.00	0.00
13 SMITH, JAYKOB	0.00	0.0	100.000	0.00	0.00
2 BOLDON, BAXTER	0.00	0.0	100.000	0.00	0.00
9 BAKER, BRAND	0.00	0.0	100.000	0.00	0.00
6 CLARK, KOLTER	0.00	0.0	100.000	0.00	0.00

Event: Sr Bull Riding

Draw: Contestant	Event Points	Score	Time	All Around Points	Payout
4 SCHLABACH, RYAN	10.00	67.0	0.000	10.00	0.00
2 FERGUSON, WACEY	0.00	0.0	0.000	0.00	0.00
1 COLOMBE, KASSIUS	0.00	0.0	0.000	0.00	0.00
3 SCHOFIELD, DYSON	0.00	0.0	0.000	0.00	0.00

Event: Sr Girls Barrels

Draw: Contestant	Event Points	Score	Time	All Around Points	Payout
------------------	--------------	-------	------	-------------------	--------



Listing of Scores by Rodeo


PENNIGTON COUNTY

1st Go

7 PETERSON, JESSICA	10.00	0.0	16.296	10.00	0.00
12 ADDISON, JAMILYN	9.00	0.0	16.718	9.00	0.00
9 SCHNOSE, MYKELSI	8.00	0.0	16.829	8.00	0.00
16 LENSEGRAV, KELSEY	7.00	0.0	16.874	7.00	0.00
5 RAYHILL, KARISSA	6.00	0.0	16.898	6.00	0.00
20 PHILIPSEN, BRIANNA	5.00	0.0	16.926	5.00	0.00
23 OSMOTHERLY, ZOEY	4.00	0.0	17.435	4.00	0.00
29 HARPER, MONTANA	3.00	0.0	17.520	3.00	0.00
31 MCCOY, LEXI	2.00	0.0	17.566	2.00	0.00
19 WARD, SIERRA	1.00	0.0	17.677	1.00	0.00
8 MARCH, CASSIDY	0.00	0.0	17.778	0.00	0.00
3 REINERT, TRISTA	0.00	0.0	17.834	0.00	0.00
18 BREWER, MIRANDA	0.00	0.0	17.940	0.00	0.00
10 COWAN, EMMA	0.00	0.0	17.969	0.00	0.00
2 LOESCH, SAVANNAH	0.00	0.0	18.115	0.00	0.00
13 PETERS, COURTNEY	0.00	0.0	18.225	0.00	0.00
4 MONTAGUE, TAYLIN	0.00	0.0	18.458	0.00	0.00
28 KROGMAN, SAVANNAH	0.00	0.0	18.642	0.00	0.00
30 WARD, KEANNA	0.00	0.0	18.839	0.00	0.00
21 SAWVELL, KASSIDY	0.00	0.0	19.085	0.00	0.00
24 TRENT, KAYLEE	0.00	0.0	21.306	0.00	0.00
17 CLEMETSON, BRIANNA	0.00	0.0	21.804	0.00	0.00
26 WILLIAMS, JAICEE	0.00	0.0	21.934	0.00	0.00
14 BLASIUS, JOSIE	0.00	0.0	21.945	0.00	0.00
25 MARCH, MADISON	0.00	0.0	21.955	0.00	0.00
22 TIBBS, LAYNA	0.00	0.0	21.997	0.00	0.00
15 MENZEL, TESSA	0.00	0.0	22.067	0.00	0.00
6 RAYHILL, KEISHA	0.00	0.0	22.330	0.00	0.00
1 DEUTSCHER, SAMANTHA	0.00	0.0	23.817	0.00	0.00
27 SCHWEITZER, BRIAR ROSE	0.00	0.0	100.000	0.00	0.00
11 WEST, CAPPIE	0.00	0.0	100.000	0.00	0.00

Event: Sr Girls Breakaway

Draw: Contestant	Event Points	Score	Time	All Around Points	Payout
19 PHILIPSEN, BRIANNA	10.00	0.0	3.790	10.00	0.00
17 SCHNOSE, MYKELSI	9.00	0.0	4.270	9.00	0.00
8 CLEMETSON, BRIANNA	8.00	0.0	4.420	8.00	0.00
16 SAWVELL, KASSIDY	7.00	0.0	5.960	7.00	0.00
20 TIBBS, LAYNA	6.00	0.0	12.280	6.00	0.00
21 MARCH, CASSIDY	5.00	0.0	12.570	5.00	0.00
10 RAYHILL, KEISHA	4.00	0.0	12.620	4.00	0.00
9 WARD, KEANNA	3.00	0.0	13.010	3.00	0.00
18 LENSEGRAV, KELSEY	2.00	0.0	13.180	2.00	0.00
7 MCCOY, LEXI	1.00	0.0	17.370	1.00	0.00
14 PETERS, COURTNEY	0.00	0.0	100.000	0.00	0.00
25 KROGMAN, SAVANNAH	0.00	0.0	100.000	0.00	0.00
22 REINERT, TRISTA	0.00	0.0	100.000	0.00	0.00
2 MENZEL, TESSA	0.00	0.0	100.000	0.00	0.00
3 WARD, LASKA	0.00	0.0	100.000	0.00	0.00
11 PETRAK, TARRYN	0.00	0.0	100.000	0.00	0.00
13 HARPER, MONTANA	0.00	0.0	100.000	0.00	0.00
6 COWAN, EMMA	0.00	0.0	100.000	0.00	0.00
23 ADDISON, JAMILYN	0.00	0.0	100.000	0.00	0.00



Listing of Scores by Rodeo

1st Go


4	RAYHILL, KARISSA	0.00	0.0	100.000	0.00	0.00
5	CLARK, KAYLEE	0.00	0.0	100.000	0.00	0.00
12	WARD, SIERRA	0.00	0.0	100.000	0.00	0.00
24	WILLIAMS, JAICEE	0.00	0.0	100.000	0.00	0.00
15	MONTAGUE, TAYLIN	0.00	0.0	100.000	0.00	0.00
1	BLASIUS, JOSIE	0.00	0.0	100.000	0.00	0.00
0	OSMOTHERLY, ZOEY	0.00	0.0	100.000	0.00	0.00

Event: Sr Girls Goats

Draw:	Contestant	Event Points	Score	Time	All Around Points	Payout
3	RAYHILL, KARISSA	10.00	0.0	8.010	10.00	0.00
12	MENZEL, TESSA	9.00	0.0	8.520	9.00	0.00
5	RAYHILL, KEISHA	8.00	0.0	8.660	8.00	0.00
17	CLARK, KAYLEE	7.00	0.0	9.070	7.00	0.00
2	LENSEGRAV, KELSEY	6.00	0.0	9.090	6.00	0.00
18	REINERT, TRISTA	5.00	0.0	9.450	5.00	0.00
11	WARD, SIERRA	4.00	0.0	10.200	4.00	0.00
14	BREWER, MIRANDA	3.00	0.0	10.440	3.00	0.00
16	WARD, KEANNA	2.00	0.0	10.730	2.00	0.00
8	WILLIAMS, JAICEE	1.00	0.0	10.790	1.00	0.00
13	CLEMETSON, BRIANNA	0.00	0.0	12.230	0.00	0.00
4	PETRAK, TARRYN	0.00	0.0	12.740	0.00	0.00
6	PETERSON, JESSICA	0.00	0.0	13.590	0.00	0.00
15	LOESCH, SAVANNAH	0.00	0.0	13.710	0.00	0.00
7	TRENT, KAYLEE	0.00	0.0	100.000	0.00	0.00
1	SAWVELL, KASSIDY	0.00	0.0	100.000	0.00	0.00
9	WARD, LASKA	0.00	0.0	100.000	0.00	0.00
10	MONTAGUE, TAYLIN	0.00	0.0	100.000	0.00	0.00

Event: Sr Girls Poles

Draw:	Contestant	Event Points	Score	Time	All Around Points	Payout
21	LENSEGRAV, KELSEY	10.00	0.0	21.307	10.00	0.00
11	MARCH, CASSIDY	9.00	0.0	21.414	9.00	0.00
10	SCHNOSE, MYKELSI	8.00	0.0	22.059	8.00	0.00
1	WARD, SIERRA	7.00	0.0	22.294	7.00	0.00
12	CLEMETSON, BRIANNA	6.00	0.0	22.332	6.00	0.00
6	LOESCH, SAVANNAH	5.00	0.0	22.353	5.00	0.00
5	OSMOTHERLY, ZOEY	4.00	0.0	22.599	4.00	0.00
16	MARCH, MADISON	3.00	0.0	22.773	3.00	0.00
4	MCCOY, LEXI	2.00	0.0	23.241	2.00	0.00
25	RAYHILL, KEISHA	1.00	0.0	23.446	1.00	0.00
15	REINERT, TRISTA	0.00	0.0	23.661	0.00	0.00
26	COWAN, EMMA	0.00	0.0	23.838	0.00	0.00
17	WARD, KEANNA	0.00	0.0	24.383	0.00	0.00
7	HARPER, MONTANA	0.00	0.0	25.690	0.00	0.00
2	PETERSON, JESSICA	0.00	0.0	27.737	0.00	0.00
22	KROGMAN, SAVANNAH	0.00	0.0	27.844	0.00	0.00
24	MONTAGUE, TAYLIN	0.00	0.0	28.359	0.00	0.00
19	DEUTSCHER, SAMANTHA	0.00	0.0	28.531	0.00	0.00
13	BREWER, MIRANDA	0.00	0.0	30.383	0.00	0.00
3	SAWVELL, KASSIDY	0.00	0.0	30.619	0.00	0.00
18	RAYHILL, KARISSA	0.00	0.0	31.720	0.00	0.00
8	PHILIPSEN, BRIANNA	0.00	0.0	31.863	0.00	0.00
23	WILLIAMS, JAICEE	0.00	0.0	32.660	0.00	0.00



Listing of Scores by Rodeo

PENNIGTON COUNTY

1st Go


20 TIBBS, LAYNA	0.00	0.0	44.164	0.00	0.00
9 WEST, CAPPIE	0.00	0.0	100.000	0.00	0.00
14 TRENT, KAYLEE	0.00	0.0	100.000	0.00	0.00

Event: Sr. Ribbon Roping

Draw: Contestant	Event Points	Score	Time	All Around Points	Payout
10 PHILIPSEN, BRIANNA	10.00	0.0	7.540	10.00	0.00
9 TIBBS, LAYNA	9.00	0.0	7.900	9.00	0.00
3 CLARK, KAYLEE	8.00	0.0	8.020	8.00	0.00
6 WARD, KEANNA	7.00	0.0	8.970	7.00	0.00
14 COWAN, EMMA	6.00	0.0	9.080	6.00	0.00
2 PETERS, COURTNEY	5.00	0.0	10.810	5.00	0.00
5 WILLIAMS, JAICEE	4.00	0.0	10.960	4.00	0.00
1 REINERT, TRISTA	3.00	0.0	12.630	3.00	0.00
13 RAYHILL, KARISSA	2.00	0.0	25.280	2.00	0.00
15 KROGMAN, SAVANNAH	0.00	0.0	100.000	0.00	0.00
8 PETRAK, TARRYN	0.00	0.0	100.000	0.00	0.00
7 RAYHILL, KEISHA	0.00	0.0	100.000	0.00	0.00
12 CLEMETSON, BRIANNA	0.00	0.0	100.000	0.00	0.00
11 WARD, SIERRA	0.00	0.0	100.000	0.00	0.00
4 BLASIUS, JOSIE	0.00	0.0	100.000	0.00	0.00

Event: Sr. Team Roping

Draw: Contestant	Event Points	Score	Time	All Around Points	Payout
15 BYRNE, TYLER (1)	10.00	0.0	6.680	10.00	0.00
15 ROBERTS, CORD (2)	10.00	0.0	6.680	10.00	0.00
1 GIANNONATTI, JACE (1)	9.00	0.0	12.060	9.00	0.00
1 FORTUNE, RILEY (2)	9.00	0.0	12.060	9.00	0.00
16 PETRAK, TATE (1)	8.00	0.0	12.780	8.00	0.00
16 FANNING, RHETT (2)	8.00	0.0	12.780	8.00	0.00
12 PETERS, COURTNEY (1)	7.00	0.0	30.750	7.00	0.00
12 OSMOTHERLY, ZOEY (2)	7.00	0.0	30.750	7.00	0.00
5 SCHAACK, WYNN (1)	6.00	0.0	31.150	6.00	0.00
5 FITE, TANNER (2)	6.00	0.0	31.150	6.00	0.00
8 RAYHILL, KEISHA (1)	5.00	0.0	31.280	5.00	0.00
8 RAYHILL, KARISSA (2)	5.00	0.0	31.280	5.00	0.00
14 GOOD, CARSON (1)	4.00	0.0	37.090	4.00	0.00
14 GRILL, CHANCE (2)	4.00	0.0	37.090	4.00	0.00
13 TIBBS, LAYNA (1)	3.00	0.0	38.310	3.00	0.00
13 COWAN, EMMA (2)	3.00	0.0	38.310	3.00	0.00
9 SCHNOSE, MYKELSI (1)	(N/M)	0.00	100.000	0.00	0.00
10 MARCH, CASSIDY (1)		0.00	100.000	0.00	0.00
7 WARD, GARRETT (1)		0.00	100.000	0.00	0.00
6 BOLDON, BAXTER (1)		0.00	100.000	0.00	0.00
2 CLARK, KAYLEE (1)		0.00	100.000	0.00	0.00
3 MCCOY, LEXI (1)		0.00	100.000	0.00	0.00
4 WARD, SIERRA (1)		0.00	100.000	0.00	0.00
11 REINERT, TRISTA (1)		0.00	100.000	0.00	0.00
6 STEVENS, LATHEN (2)		0.00	100.000	0.00	0.00
3 SHORB, SETH (2)		0.00	100.000	0.00	0.00
9 SCHNOSE, CLAY (2)	(N/M)	0.00	100.000	0.00	0.00
10 SMITH, JAYKOB (2)		0.00	100.000	0.00	0.00
2 PHILIPSEN, BRIANNA (2)		0.00	100.000	0.00	0.00
7 WARD, LASKA (2)		0.00	100.000	0.00	0.00



South Dakota 4-H

Listing of Scores by Rodeo

07/09/2016

PENNIGTON COUNTY

Page 11

1st Go

11 WILSON, CASH (2)	0.00	0.0	100.000	0.00	0.00
4 WARD, KEANNA (2)	0.00	0.0	100.000	0.00	0.00