




*Listing of Scores by Rodeo*

**Event: Jr Boys Breakaway**

Draw:	Contestant	Event Points	Score	Time	All Around Points	Payout
16	DERNER, CHANCE	10.00	0.0	3.650	10.00	0.00
41	WILLIAMS, STRAN	9.00	0.0	5.300	9.00	0.00
12	ABBOTT, BRADEN	8.00	0.0	6.430	8.00	0.00
26	HEATHERSHAW, MALCOLM	7.00	0.0	6.690	7.00	0.00
40	BLASIUS, BURK	6.00	0.0	6.940	6.00	0.00
23	CLEMENTS, MYLES	5.00	0.0	14.280	5.00	0.00
45	ELSHERE, TALON	4.00	0.0	15.260	4.00	0.00
27	MONTAGUE, KADE	(N/M)	0.00	20.370	0.00	0.00
36	WHITE, DAVID	3.00	0.0	21.590	3.00	0.00
3	WALN, BILLY	0.00	0.0	100.000	0.00	0.00
18	WALN, BODEY	0.00	0.0	100.000	0.00	0.00
24	HEATHERSHAW, MATHEW	0.00	0.0	100.000	0.00	0.00
30	HAMMERSTROM, CADE	0.00	0.0	100.000	0.00	0.00
13	GILBERT, GREY	0.00	0.0	100.000	0.00	0.00
10	THOMPSON, LUKE	0.00	0.0	100.000	0.00	0.00
5	NUTTER, RIO	0.00	0.0	100.000	0.00	0.00
21	TETRAULT, TREY	0.00	0.0	100.000	0.00	0.00
7	BYRNE, JADE	0.00	0.0	100.000	0.00	0.00
32	ELSHERE, THAYNE	0.00	0.0	100.000	0.00	0.00
11	WILLIAMS, TYUS	0.00	0.0	100.000	0.00	0.00
39	WARD, RIDGE	0.00	0.0	100.000	0.00	0.00
1	PRICE, BRAYDEN	0.00	0.0	100.000	0.00	0.00
44	PRICE, BRIGG	0.00	0.0	100.000	0.00	0.00
43	FUHRER, LAN	0.00	0.0	100.000	0.00	0.00
15	MOON, QUINN	0.00	0.0	100.000	0.00	0.00
28	JENSEN, JADON	0.00	0.0	100.000	0.00	0.00
29	JENSEN, JET	0.00	0.0	100.000	0.00	0.00
48	TIBBITTS, WYATT	0.00	0.0	100.000	0.00	0.00
19	GAER, TUCKER	0.00	0.0	100.000	0.00	0.00
47	ARNESON, TYON	0.00	0.0	100.000	0.00	0.00
20	BLASIUS, JACE	0.00	0.0	100.000	0.00	0.00
14	BLASIUS, BLAIR	0.00	0.0	100.000	0.00	0.00
22	GERARD, COLTER	0.00	0.0	100.000	0.00	0.00
33	THORSTENSON, JACE	0.00	0.0	100.000	0.00	0.00
6	CROWSER, KALE	0.00	0.0	100.000	0.00	0.00
31	JONES, TAYSON	0.00	0.0	100.000	0.00	0.00
17	GRAY, MATTHEW	0.00	0.0	100.000	0.00	0.00
4	MARTIN, TRAYLIN	0.00	0.0	100.000	0.00	0.00
35	PERRY, OWEN	0.00	0.0	100.000	0.00	0.00
42	BREWER, GARRETT	0.00	0.0	100.000	0.00	0.00
46	GABRIEL, CEDAR	0.00	0.0	100.000	0.00	0.00
37	COOK, BILLY	0.00	0.0	100.000	0.00	0.00
50	FORTUNE, CARTER	0.00	0.0	100.000	0.00	0.00
34	FITE, TEGAN	0.00	0.0	100.000	0.00	0.00
38	PORCH, DALTON	0.00	0.0	100.000	0.00	0.00
2	HARTSHORN, TREVOR	0.00	0.0	100.000	0.00	0.00
8	PALMER, LAYNE	0.00	0.0	100.000	0.00	0.00
49	GOOD, DENTON	0.00	0.0	100.000	0.00	0.00
25	OLSON, TRACER	0.00	0.0	100.000	0.00	0.00
9	ALLEN, TY	0.00	0.0	100.000	0.00	0.00



South Dakota 4-H

## Listing of Scores by Rodeo

08/06/2016

NURC #2

Page 2

1st Go

### Event: Jr Boys Cattle Ridin

Draw: Contestant	Event Points	Score	Time	All Around Points	Payout
6 ELSHERE, THAYNE	0.00	0.0	0.000	0.00	0.00
8 RODENBAUGH, JACK	0.00	0.0	0.000	0.00	0.00
9 WOLFE, CAYDEN	0.00	0.0	0.000	0.00	0.00
5 SCHILEY, CASH	0.00	0.0	0.000	0.00	0.00
11 BOWDEN, LOGAN	0.00	0.0	0.000	0.00	0.00
3 MARTIN, TRAYLIN	0.00	0.0	0.000	0.00	0.00
1 WHITE, DAVID	0.00	0.0	0.000	0.00	0.00
4 MONTAGUE, KADE	(N/M)	0.00	0.000	0.00	0.00
10 HARTSHORN, TREVOR	0.00	0.0	0.000	0.00	0.00
7 GROVEN, AUSTIN	0.00	0.0	0.000	0.00	0.00
2 ALLEN, TY	0.00	0.0	0.000	0.00	0.00

### Event: Jr Boys Flag Race

Draw: Contestant	Event Points	Score	Time	All Around Points	Payout
38 HEATHERSHAW, MATHEW	10.00	0.0	8.291	10.00	0.00
3 PORCH, DALTON	9.00	0.0	8.328	9.00	0.00
1 PRICE, BRAYDEN	8.00	0.0	8.557	8.00	0.00
20 CLEMENTS, MYLES	7.00	0.0	8.626	7.00	0.00
26 BREWER, GARRETT	6.00	0.0	8.639	6.00	0.00
50 TIBBITTS, WYATT	5.00	0.0	8.681	5.00	0.00
28 CROWSER, KALE	4.00	0.0	8.787	4.00	0.00
11 WALN, BODEY	3.00	0.0	8.799	3.00	0.00
10 BLASIUS, BURK	2.00	0.0	8.802	2.00	0.00
15 BLASIUS, BLAIR	1.00	0.0	8.909	1.00	0.00
43 JANVRIN, CADE	0.00	0.0	8.965	0.00	0.00
40 NUTTER, RIO	0.00	0.0	9.163	0.00	0.00
39 FORTUNE, CARTER	0.00	0.0	9.266	0.00	0.00
31 JENSEN, JET	0.00	0.0	9.373	0.00	0.00
44 JENSEN, JADON	0.00	0.0	9.418	0.00	0.00
4 FUHRER, LAN	0.00	0.0	9.754	0.00	0.00
46 BLAIR, MAXX	0.00	0.0	9.816	0.00	0.00
37 PERRY, OWEN	0.00	0.0	9.949	0.00	0.00
12 ARNESON, TYON	0.00	0.0	9.971	0.00	0.00
9 WALN, BILLY	0.00	0.0	9.990	0.00	0.00
22 MOON, QUINN	0.00	0.0	10.213	0.00	0.00
48 DERNER, CHANCE	0.00	0.0	10.368	0.00	0.00
25 ELSHERE, THAYNE	0.00	0.0	10.464	0.00	0.00
36 MARTIN, TRAYLIN	0.00	0.0	10.535	0.00	0.00
17 COOK, BILLY	0.00	0.0	12.411	0.00	0.00
33 ABBOTT, BRADEN	0.00	0.0	17.256	0.00	0.00
23 HEATHERSHAW, MALCOLM	0.00	0.0	100.000	0.00	0.00
14 HAMMERSTROM, CADE	0.00	0.0	100.000	0.00	0.00
5 GILBERT, GREY	0.00	0.0	100.000	0.00	0.00
7 TETRAULT, TREY	0.00	0.0	100.000	0.00	0.00
49 BYRNE, JADE	0.00	0.0	100.000	0.00	0.00
32 ELSHERE, TALON	0.00	0.0	100.000	0.00	0.00
16 WILLIAMS, TYUS	0.00	0.0	100.000	0.00	0.00
35 WARD, RIDGE	0.00	0.0	100.000	0.00	0.00
6 PRICE, BRIGG	0.00	0.0	100.000	0.00	0.00
27 WILLIAMS, STRAN	0.00	0.0	100.000	0.00	0.00
8 HUBERT, SETH	0.00	0.0	100.000	0.00	0.00




**Listing of Scores by Rodeo**

1st Go

47 GAER, TUCKER		0.00	0.0	100.000	0.00	0.00
30 SCHILEY, CASH		0.00	0.0	100.000	0.00	0.00
18 BLASIUS, JACE		0.00	0.0	100.000	0.00	0.00
42 GERARD, COLTER		0.00	0.0	100.000	0.00	0.00
51 JONES, TAYSON		0.00	0.0	100.000	0.00	0.00
13 GRAY, MATTHEW		0.00	0.0	100.000	0.00	0.00
24 GABRIEL, CEDAR		0.00	0.0	100.000	0.00	0.00
34 WHITE, DAVID		0.00	0.0	100.000	0.00	0.00
2 FITE, TEGAN		0.00	0.0	100.000	0.00	0.00
21 MONTAGUE, KADE	(N/M)	0.00	0.0	100.000	0.00	0.00
29 HARTSHORN, TREVOR		0.00	0.0	100.000	0.00	0.00
45 THORSTENSON, JACE		0.00	0.0	100.000	0.00	0.00
41 OLSON, TRACER		0.00	0.0	100.000	0.00	0.00
19 ALLEN, TY		0.00	0.0	100.000	0.00	0.00

**Event: Jr Boys Goats**

Draw: Contestant	Event Points	Score	Time	All Around Points	Payout
25 BREWER, GARRETT	10.00	0.0	9.780	10.00	0.00
13 OLSON, TRACER	9.00	0.0	10.530	9.00	0.00
36 TIBBITTS, WYATT	8.00	0.0	11.130	8.00	0.00
20 THORSTENSON, JACE	7.00	0.0	11.140	7.00	0.00
33 FITE, TEGAN	6.00	0.0	11.210	6.00	0.00
43 FUHRER, LAN	5.00	0.0	11.220	5.00	0.00
5 PRICE, BRAYDEN	4.00	0.0	11.300	4.00	0.00
30 GOOD, DENTON	3.00	0.0	11.680	3.00	0.00
12 PORCH, DALTON	2.00	0.0	12.620	2.00	0.00
45 CLEMENTS, MYLES	1.00	0.0	12.660	1.00	0.00
44 GAER, TUCKER	0.00	0.0	12.690	0.00	0.00
18 CROWSER, KALE	0.00	0.0	12.700	0.00	0.00
24 WARD, RIDGE	0.00	0.0	12.910	0.00	0.00
7 BLASIUS, BURK	0.00	0.0	13.100	0.00	0.00
38 NUTTER, RIO	0.00	0.0	13.370	0.00	0.00
40 WILLIAMS, STRAN	0.00	0.0	13.770	0.00	0.00
6 JONES, TAYSON	0.00	0.0	13.910	0.00	0.00
10 GABRIEL, CEDAR	0.00	0.0	14.150	0.00	0.00
27 HARTSHORN, TREVOR	0.00	0.0	14.310	0.00	0.00
31 ABBOTT, BRADEN	0.00	0.0	15.180	0.00	0.00
22 WILLIAMS, TYUS	0.00	0.0	15.550	0.00	0.00
3 PRICE, BRIGG	0.00	0.0	15.550	0.00	0.00
8 BLASIUS, BLAIR	0.00	0.0	15.940	0.00	0.00
2 PALMER, LAYNE	0.00	0.0	16.030	0.00	0.00
21 THOMPSON, LUKE	0.00	0.0	16.230	0.00	0.00
1 ALLEN, TY	0.00	0.0	16.650	0.00	0.00
26 HUBERT, SETH	0.00	0.0	16.850	0.00	0.00
14 COOK, BILLY	0.00	0.0	17.040	0.00	0.00
16 BLAIR, MAXX	0.00	0.0	17.070	0.00	0.00
42 JENSEN, JADON	0.00	0.0	18.900	0.00	0.00
28 DERNER, CHANCE	0.00	0.0	19.470	0.00	0.00
19 BLASIUS, JACE	0.00	0.0	19.590	0.00	0.00
46 JENSEN, JET	0.00	0.0	19.780	0.00	0.00
32 TETRAULT, TREY	0.00	0.0	22.150	0.00	0.00
23 BYRNE, JADE	0.00	0.0	22.540	0.00	0.00
9 WHITE, DAVID	0.00	0.0	23.370	0.00	0.00



**Listing of Scores by Rodeo**


NURC #2

1st Go

34	ELSHERE, THAYNE		0.00	0.0	23.680	0.00	0.00
41	JANVRIN, CADE		0.00	0.0	27.220	0.00	0.00
11	MONTAGUE, KADE	(N/M)	0.00	0.0	28.590	0.00	0.00
29	WALN, BILLY		0.00	0.0	100.000	0.00	0.00
17	WALN, BODEY		0.00	0.0	100.000	0.00	0.00
37	HAMMERSTROM, CADE		0.00	0.0	100.000	0.00	0.00
35	ELSHERE, TALON		0.00	0.0	100.000	0.00	0.00
39	MOON, QUINN		0.00	0.0	100.000	0.00	0.00
15	SCHILEY, CASH		0.00	0.0	100.000	0.00	0.00
4	MARTIN, TRAYLIN		0.00	0.0	100.000	0.00	0.00

**Event: Jr Girls Barrels**

Draw:	Contestant	Event Points	Score	Time	All Around Points	Payout
37	ELSHERE, JENNA	10.00	0.0	17.539	10.00	0.00
26	JENSEN, JASMYN	9.00	0.0	17.634	9.00	0.00
15	CRAGO, KYLEE	8.00	0.0	17.763	8.00	0.00
28	WOODWARD, JESSICA	7.00	0.0	17.792	7.00	0.00
34	STEELE, KAYDEN	6.00	0.0	17.909	6.00	0.00
43	CASPERS, TESSA	5.00	0.0	18.015	5.00	0.00
7	RISING, KENADI	4.00	0.0	18.028	4.00	0.00
6	JANDREAU, OAKLEY	3.00	0.0	18.041	3.00	0.00
30	REINERT, JAYDA	2.00	0.0	18.060	2.00	0.00
1	GABRIEL, EMBER	1.00	0.0	18.140	1.00	0.00
20	MERRILL, TEARRA	0.00	0.0	18.249	0.00	0.00
32	DERNER, SHELBY	0.00	0.0	18.320	0.00	0.00
3	GROPPER, TAWNY	0.00	0.0	18.472	0.00	0.00
41	SHEARER, KELLYN	0.00	0.0	18.496	0.00	0.00
9	MCCOY, NATALIE	0.00	0.0	18.504	0.00	0.00
16	ELSHERE, CAMRI	0.00	0.0	18.707	0.00	0.00
18	MEYER, SOPHIA	0.00	0.0	18.757	0.00	0.00
8	BROWN, WREGAN	0.00	0.0	18.791	0.00	0.00
39	VINES, MIRANDA	0.00	0.0	18.816	0.00	0.00
4	GRUBL, JALYNN	0.00	0.0	18.841	0.00	0.00
46	SCHILEY, MACY	0.00	0.0	18.847	0.00	0.00
19	HUBER, LEAH	0.00	0.0	18.953	0.00	0.00
21	WIEN TJES, CHANNING	0.00	0.0	19.095	0.00	0.00
12	CLEMETSON, ALLISON	0.00	0.0	19.175	0.00	0.00
44	FOX, ABBY	0.00	0.0	19.188	0.00	0.00
17	MENZEL, JOSIE	0.00	0.0	19.361	0.00	0.00
22	OLSON, JANA E	0.00	0.0	19.394	0.00	0.00
31	KAMMERER, BOBBI JO	0.00	0.0	19.547	0.00	0.00
11	BROWN, KIARA	0.00	0.0	19.746	0.00	0.00
33	HOWELL, SHYANNE	0.00	0.0	19.956	0.00	0.00
14	HILGENKAMP, SIERRA	0.00	0.0	19.962	0.00	0.00
42	SCHUELKE, CASSIDY	0.00	0.0	20.101	0.00	0.00
38	UDAGER, JARODY	0.00	0.0	20.143	0.00	0.00
47	DERR, AUDRA	0.00	0.0	20.667	0.00	0.00
10	PETERSON, JAYME	0.00	0.0	23.509	0.00	0.00
2	FANNING, LANEY	0.00	0.0	24.178	0.00	0.00
25	LONG, SHYANN	0.00	0.0	24.529	0.00	0.00
35	VANDERMAY, EMELIA	0.00	0.0	24.626	0.00	0.00
40	MCDONNELL, KATIE	0.00	0.0	24.670	0.00	0.00
29	DEUTSCHER, SEARRA	0.00	0.0	26.742	0.00	0.00



*Listing of Scores by Rodeo*

1st Go


45 BAKER, KYLENE	0.00	0.0	28.720	0.00	0.00
27 GAER, TAYLOR	0.00	0.0	41.863	0.00	0.00
36 GILBERT, SAWYER	0.00	0.0	100.000	0.00	0.00
13 CRAGO, CHLOE	0.00	0.0	100.000	0.00	0.00
5 COLOMBE-CARLSON, VESTA	0.00	0.0	100.000	0.00	0.00
24 ROMEY, BRIDGET	0.00	0.0	100.000	0.00	0.00
23 BLAIR, LANIE	0.00	0.0	100.000	0.00	0.00

**Event: Jr Girls Breakaway**

Draw: Contestant	Event Points	Score	Time	All Around Points	Payout
9 WIENTJES, CHANNING	10.00	0.0	4.000	10.00	0.00
12 HILGENKAMP, SIERRA	9.00	0.0	5.860	9.00	0.00
14 MERRILL, TEARRA	8.00	0.0	6.290	8.00	0.00
17 HOWELL, SHYANNE	7.00	0.0	6.470	7.00	0.00
1 FOX, ABBY	6.00	0.0	10.000	6.00	0.00
5 CRAGO, CHLOE	5.00	0.0	17.250	5.00	0.00
23 WOODWARD, JESSICA	0.00	0.0	100.000	0.00	0.00
11 GILBERT, SAWYER	0.00	0.0	100.000	0.00	0.00
20 CASPERS, TESSA	0.00	0.0	100.000	0.00	0.00
19 VINES, MIRANDA	0.00	0.0	100.000	0.00	0.00
7 SCHUELKE, CASSSIDY	0.00	0.0	100.000	0.00	0.00
13 CRAGO, KYLEE	0.00	0.0	100.000	0.00	0.00
6 ELSHERE, JENNA	0.00	0.0	100.000	0.00	0.00
8 JENSEN, JASMYN	0.00	0.0	100.000	0.00	0.00
22 GAER, TAYLOR	0.00	0.0	100.000	0.00	0.00
15 DERNER, SHELBY	0.00	0.0	100.000	0.00	0.00
4 ROMEY, BRIDGET	0.00	0.0	100.000	0.00	0.00
10 BAKER, KYLENE	0.00	0.0	100.000	0.00	0.00
3 CLEMETSON, ALLISON	0.00	0.0	100.000	0.00	0.00
21 REINERT, JAYDA	0.00	0.0	100.000	0.00	0.00
24 RISING, KENADI	0.00	0.0	100.000	0.00	0.00
18 HUBER, LEAH	0.00	0.0	100.000	0.00	0.00
16 BROWN, KIARA	0.00	0.0	100.000	0.00	0.00
2 JANDREAU, OAKLEY	0.00	0.0	100.000	0.00	0.00

**Event: Jr Girls Goats**

Draw: Contestant	Event Points	Score	Time	All Around Points	Payout
28 WOODWARD, JESSICA	10.00	0.0	9.690	10.00	0.00
27 MERRILL, TEARRA	9.00	0.0	10.010	9.00	0.00
17 CROWSER, JADEN	8.00	0.0	11.070	8.00	0.00
23 JANDREAU, OAKLEY	7.00	0.0	12.270	7.00	0.00
13 BROWN, WREGAN	6.00	0.0	12.650	6.00	0.00
15 CRAGO, KYLEE	5.00	0.0	12.830	5.00	0.00
7 VINES, MIRANDA	4.00	0.0	12.940	4.00	0.00
29 STEELE, KAYDEN	3.00	0.0	12.950	3.00	0.00
24 SCHUELKE, CASSSIDY	2.00	0.0	13.000	2.00	0.00
16 DERNER, SHELBY	1.00	0.0	13.010	1.00	0.00
19 BLAIR, LANIE	0.00	0.0	14.130	0.00	0.00
35 ELSHERE, CAMRI	0.00	0.0	14.230	0.00	0.00
21 BROWN, KIARA	0.00	0.0	14.760	0.00	0.00
22 JENSEN, JASMYN	0.00	0.0	15.320	0.00	0.00
36 CLEMETSON, ALLISON	0.00	0.0	15.770	0.00	0.00
18 GABRIEL, EMBER	0.00	0.0	16.250	0.00	0.00
25 FOX, ABBY	0.00	0.0	16.320	0.00	0.00



**Listing of Scores by Rodeo**


NURC #2

1st Go

10	CRAGO, CHLOE	0.00	0.0	16.900	0.00	0.00
8	GROPPER, TAWNY	0.00	0.0	16.950	0.00	0.00
2	HUBER, LEAH	0.00	0.0	17.210	0.00	0.00
3	DERR, AUDRA	0.00	0.0	17.570	0.00	0.00
4	MCCOY, NATALIE	0.00	0.0	18.090	0.00	0.00
31	WIENJTJES, CHANNING	0.00	0.0	20.530	0.00	0.00
20	REINERT, JAYDA	0.00	0.0	20.720	0.00	0.00
32	GAER, TAYLOR	0.00	0.0	20.970	0.00	0.00
12	RISING, KENADI	0.00	0.0	21.070	0.00	0.00
37	ELSHERE, JENNA	0.00	0.0	23.720	0.00	0.00
14	KAMMERER, BOBBI JO	0.00	0.0	24.830	0.00	0.00
5	GILBERT, SAWYER	0.00	0.0	100.000	0.00	0.00
1	CASPERS, TESSA	0.00	0.0	100.000	0.00	0.00
6	MEYER, SOPHIA	0.00	0.0	100.000	0.00	0.00
30	MENZEL, JOSIE	0.00	0.0	100.000	0.00	0.00
11	OLSON, JANA E	0.00	0.0	100.000	0.00	0.00
34	VANDERMAY, EMELIA	0.00	0.0	100.000	0.00	0.00
38	SCHILEY, MACY	0.00	0.0	100.000	0.00	0.00
26	ROMEY, BRIDGET	0.00	0.0	100.000	0.00	0.00
9	BAKER, KYLENE	0.00	0.0	100.000	0.00	0.00

**Event: Jr Girls Poles**

Draw:	Contestant	Event Points	Score	Time	All Around Points	Payout
12	CASPERS, TESSA	10.00	0.0	20.917	10.00	0.00
41	JENSEN, JASMYN	9.00	0.0	22.312	9.00	0.00
43	DERNER, SHELBY	8.00	0.0	22.628	8.00	0.00
46	PETERSON, JAYME	7.00	0.0	22.669	7.00	0.00
35	BROWN, WREGAN	6.00	0.0	22.744	6.00	0.00
31	REINERT, JAYDA	5.00	0.0	22.786	5.00	0.00
5	ELSHERE, CAMRI	4.00	0.0	22.919	4.00	0.00
33	FOX, ABBY	3.00	0.0	22.923	3.00	0.00
3	BROWN, WRAYLEE	2.00	0.0	23.097	2.00	0.00
45	MEYER, SOPHIA	1.00	0.0	23.283	1.00	0.00
32	GRUBL, JALYNN	0.00	0.0	23.424	0.00	0.00
28	CRAGO, CHLOE	0.00	0.0	23.503	0.00	0.00
38	LONG, SHYANN	0.00	0.0	23.672	0.00	0.00
40	BAKER, KYLENE	0.00	0.0	24.098	0.00	0.00
16	DERR, AUDRA	0.00	0.0	25.387	0.00	0.00
1	OLSON, JANA E	0.00	0.0	25.678	0.00	0.00
23	SCHUELKE, CASSIDY	0.00	0.0	26.131	0.00	0.00
17	UDAGER, JARODY	0.00	0.0	26.255	0.00	0.00
26	HUBER, LEAH	0.00	0.0	26.734	0.00	0.00
24	CRAGO, KYLEE	0.00	0.0	26.780	0.00	0.00
25	GABRIEL, EMBER	0.00	0.0	26.891	0.00	0.00
22	CLEMETSON, ALLISON	0.00	0.0	26.937	0.00	0.00
4	STEELE, KAYDEN	0.00	0.0	26.962	0.00	0.00
20	SHEARER, KELLYN	0.00	0.0	26.983	0.00	0.00
34	ELSHERE, JENNA	0.00	0.0	27.791	0.00	0.00
36	HOWELL, SHYANNE	0.00	0.0	28.337	0.00	0.00
9	ROMEY, BRIDGET	0.00	0.0	28.797	0.00	0.00
11	FANNING, LANEY	0.00	0.0	28.934	0.00	0.00
42	COLOMBE-CARLSON, VESTA	0.00	0.0	30.987	0.00	0.00
10	MCDONNELL, KATIE	0.00	0.0	32.760	0.00	0.00



**Listing of Scores by Rodeo**


NURC #2

1st Go

39	GROPPER, TAWNY	0.00	0.0	33.531	0.00	0.00
18	WIENJES, CHANNING	0.00	0.0	33.557	0.00	0.00
14	RISING, KENADI	0.00	0.0	34.004	0.00	0.00
44	MENZEL, JOSIE	0.00	0.0	34.322	0.00	0.00
8	VINES, MIRANDA	0.00	0.0	35.133	0.00	0.00
27	KAMMERER, BOBBI JO	0.00	0.0	38.117	0.00	0.00
6	WOODWARD, JESSICA	0.00	0.0	100.000	0.00	0.00
29	DEUTSCHER, SEARRA	0.00	0.0	100.000	0.00	0.00
21	MERRILL, TEARRA	0.00	0.0	100.000	0.00	0.00
19	VANDERMAY, EMELIA	0.00	0.0	100.000	0.00	0.00
15	GAER, TAYLOR	0.00	0.0	100.000	0.00	0.00
30	SCHILEY, MACY	0.00	0.0	100.000	0.00	0.00
7	HILGENKAMP, SIERRA	0.00	0.0	100.000	0.00	0.00
13	MCCOY, NATALIE	0.00	0.0	100.000	0.00	0.00
37	BROWN, KIARA	0.00	0.0	100.000	0.00	0.00
2	JANDREAU, OAKLEY	0.00	0.0	100.000	0.00	0.00

**Event: Jr Jr Barrels**

Draw:	Contestant	Event Points	Score	Time	All Around Points	Payout
33	MARTIN, TYLER	10.00	0.0	18.310	10.00	0.00
25	AMIOTTE, BREEZY	9.00	0.0	18.487	9.00	0.00
30	ELSHERE, RYLAN	8.00	0.0	18.591	8.00	0.00
22	WARD, MATAYA	7.00	0.0	19.176	7.00	0.00
9	NUTTER, LARAMIE	6.00	0.0	19.198	6.00	0.00
24	LONG, JAKOB	5.00	0.0	19.598	5.00	0.00
11	CASPERS, JESSICA	4.00	0.0	19.746	4.00	0.00
18	JONES, JAYSEE	3.00	0.0	19.757	3.00	0.00
27	HILGENKAMP, BRAND	2.00	0.0	19.889	2.00	0.00
17	STUKEL, PIERCE	1.00	0.0	19.930	1.00	0.00
26	WOODWARD, WESTON	0.00	0.0	19.993	0.00	0.00
23	LONG, STETSON	0.00	0.0	20.102	0.00	0.00
1	SLABA, SAVIE	0.00	0.0	20.400	0.00	0.00
0	UHERKA, TYCE	0.00	0.0	20.656	0.00	0.00
6	CRAGO, LAINEY	0.00	0.0	20.755	0.00	0.00
2	FORTUNE, CHLOE	0.00	0.0	20.892	0.00	0.00
31	GABRIEL, LATHAM	0.00	0.0	20.935	0.00	0.00
20	VINES, RAE LYNN	0.00	0.0	21.033	0.00	0.00
32	GROPPER, MYLEE	0.00	0.0	21.163	0.00	0.00
13	MOON, LUCY	0.00	0.0	21.219	0.00	0.00
14	LONG, SKYLEE	0.00	0.0	21.243	0.00	0.00
10	VANDERMAY, CARSON	(N/M)	0.00	21.297	0.00	0.00
7	BYRNE, KAYLEE	0.00	0.0	21.880	0.00	0.00
29	GOSS, PIPER	0.00	0.0	21.945	0.00	0.00
19	PRICE, BRYNLIE	0.00	0.0	22.499	0.00	0.00
34	JANVRIN, JET	0.00	0.0	23.339	0.00	0.00
8	PAULY, LEAHA	0.00	0.0	23.655	0.00	0.00
16	WILLIAMS, ISABELLA	0.00	0.0	25.137	0.00	0.00
37	SHEARER, TERRYN	0.00	0.0	25.602	0.00	0.00
12	BERGLUND, TACE	0.00	0.0	26.226	0.00	0.00
15	HOWIE, BUDDY	0.00	0.0	27.220	0.00	0.00
4	COOK, TYLER	0.00	0.0	28.556	0.00	0.00
5	CARLSON, KAKTIS	0.00	0.0	29.711	0.00	0.00
21	LONG, SY	0.00	0.0	30.644	0.00	0.00



**Listing of Scores by Rodeo**

1st Go

3	VANDERMAY, MARAYA	0.00	0.0	33.793	0.00	0.00
35	FULTON, JAXON	0.00	0.0	36.472	0.00	0.00
36	MCDONNELL, ELLEN	0.00	0.0	43.968	0.00	0.00
28	BARDEN, MATTIE	0.00	0.0	100.000	0.00	0.00


**Event: Jr Jr Goats**

Draw: Contestant	Event Points	Score	Time	All Around Points	Payout
30 LONG, JAKOB	10.00	0.0	7.270	10.00	0.00
17 WARD, MATAYA	9.00	0.0	7.280	9.00	0.00
33 LONG, SKYLEE	8.00	0.0	7.720	8.00	0.00
1 CLEMENTS, MYER	7.00	0.0	7.740	7.00	0.00
5 HILGENKAMP, BRAND	6.00	0.0	7.840	6.00	0.00
19 NUTTER, LARAMIE	5.00	0.0	7.950	5.00	0.00
23 ELSHERE, RYLAN	4.00	0.0	8.120	4.00	0.00
15 HOWIE, BUDDY	3.00	0.0	8.210	3.00	0.00
29 WOODWARD, WESTON	2.00	0.0	8.310	2.00	0.00
9 CRAGO, LAINEY	1.00	0.0	8.380	1.00	0.00
2 CASPERS, JESSICA	0.00	0.0	8.700	0.00	0.00
26 JANVRIN, JET	0.00	0.0	9.000	0.00	0.00
6 LONG, STETSON	0.00	0.0	9.150	0.00	0.00
32 GABRIEL, LATHAM	0.00	0.0	9.360	0.00	0.00
11 WILLIAMS, ISABELLA	0.00	0.0	9.500	0.00	0.00
7 FULTON, JAXON	0.00	0.0	10.300	0.00	0.00
34 GOSS, PIPER	0.00	0.0	10.460	0.00	0.00
20 VANDERMAY, CARSON	(N/M)	0.00	10.510	0.00	0.00
14 PRICE, BRYNLIE	0.00	0.0	10.590	0.00	0.00
10 JONES, JAYSEE	0.00	0.0	11.040	0.00	0.00
27 VINES, RAE LYNN	0.00	0.0	11.180	0.00	0.00
25 SHEARER, TERRYN	0.00	0.0	11.180	0.00	0.00
3 MARTIN, TYLER	0.00	0.0	11.250	0.00	0.00
28 PAULY, LEAHA	0.00	0.0	11.530	0.00	0.00
31 AMIOTTE, BREEZY	0.00	0.0	11.680	0.00	0.00
22 BERGLUND, TACE	0.00	0.0	11.870	0.00	0.00
13 VANDERMAY, MARAYA	0.00	0.0	12.200	0.00	0.00
24 BYRNE, KAYLEE	0.00	0.0	12.440	0.00	0.00
8 CARLSON, KAKTIS	0.00	0.0	12.500	0.00	0.00
16 GROPPER, MYLEE	0.00	0.0	12.840	0.00	0.00
0 UHERKA, TYCE	0.00	0.0	12.850	0.00	0.00
4 COOK, TYLER	0.00	0.0	13.120	0.00	0.00
18 LONG, SY	0.00	0.0	13.880	0.00	0.00
12 STUKEL, PIERCE	0.00	0.0	18.260	0.00	0.00
35 MCDONNELL, ELLEN	0.00	0.0	21.310	0.00	0.00
21 MOON, LUCY	0.00	0.0	100.000	0.00	0.00

**Event: Jr Jr Poles**

Draw: Contestant	Event Points	Score	Time	All Around Points	Payout
31 MARTIN, TYLER	0.00	0.0	21.385	0.00	0.00
1 LONG, SKYLEE	0.00	0.0	22.099	0.00	0.00
9 WARD, MATAYA	0.00	0.0	22.222	0.00	0.00
29 LONG, STETSON	0.00	0.0	24.126	0.00	0.00
32 CASPERS, JESSICA	0.00	0.0	24.177	0.00	0.00
13 NUTTER, LARAMIE	0.00	0.0	24.626	0.00	0.00
35 STUKEL, PIERCE	0.00	0.0	24.738	0.00	0.00
5 GROPPER, MYLEE	0.00	0.0	26.633	0.00	0.00





*Listing of Scores by Rodeo*

NURC #2

1st Go

0 UHERKA, TYCE	0.00	0.0	27.826	0.00	0.00	
33 WILLIAMS, ISABELLA	0.00	0.0	28.449	0.00	0.00	
36 AMIOTTE, BREEZY	0.00	0.0	28.723	0.00	0.00	
10 GOSS, PIPER	0.00	0.0	28.927	0.00	0.00	
34 JANVRIN, JET	0.00	0.0	29.245	0.00	0.00	
27 GABRIEL, LATHAM	0.00	0.0	29.726	0.00	0.00	
23 HILGENKAMP, BRAND	0.00	0.0	30.131	0.00	0.00	
22 PAULY, LEAHA	0.00	0.0	30.832	0.00	0.00	
16 MOON, LUCY	0.00	0.0	30.886	0.00	0.00	
6 VINES, RAE LYNN	0.00	0.0	31.678	0.00	0.00	
26 BERGLUND, TACE	0.00	0.0	32.687	0.00	0.00	
11 CARLSON, KAKTIS	0.00	0.0	33.052	0.00	0.00	
2 BYRNE, KAYLEE	0.00	0.0	33.703	0.00	0.00	
30 FULTON, JAXON	0.00	0.0	33.800	0.00	0.00	
12 BARDEN, MATTIE	0.00	0.0	33.865	0.00	0.00	
19 COOK, TYLER	0.00	0.0	34.892	0.00	0.00	
8 PRICE, BRYNLIE	0.00	0.0	35.415	0.00	0.00	
18 JONES, JAYSEE	0.00	0.0	35.426	0.00	0.00	
28 LONG, SY	0.00	0.0	37.294	0.00	0.00	
3 VANDERMAY, MARAYA	0.00	0.0	38.244	0.00	0.00	
4 MCDONNELL, ELLEN	0.00	0.0	50.695	0.00	0.00	
7 WOODWARD, WESTON	0.00	0.0	100.000	0.00	0.00	
25 LONG, JAKOB	0.00	0.0	100.000	0.00	0.00	
21 CRAGO, LAINEY	0.00	0.0	100.000	0.00	0.00	
14 SLABA, SAVIE	0.00	0.0	100.000	0.00	0.00	
20 SHEARER, TERRYN	0.00	0.0	100.000	0.00	0.00	
15 HOWIE, BUDDY	0.00	0.0	100.000	0.00	0.00	
24 FORTUNE, CHLOE	0.00	0.0	100.000	0.00	0.00	
17 VANDERMAY, CARSON	(N/M)	0.00	0.0	100.000	0.00	0.00

**Event: Jr Jr Steer Riding**


Draw: Contestant	Event Points	Score	Time	All Around Points	Payout
10 WOODWARD, WESTON	0.00	0.0	0.850	0.00	0.00
1 MARTIN, TYLER	0.00	0.0	0.970	0.00	0.00
4 COOK, TYLER	0.00	0.0	0.990	0.00	0.00
11 GROPPER, MYLEE	0.00	0.0	1.090	0.00	0.00
8 HOWIE, BUDDY	0.00	0.0	1.200	0.00	0.00
2 LONG, SY	0.00	0.0	1.370	0.00	0.00
6 CARLSON, KAKTIS	0.00	0.0	1.380	0.00	0.00
7 ELSHERE, RYLAN	0.00	0.0	1.450	0.00	0.00
9 FULTON, JAXON	0.00	0.0	1.460	0.00	0.00
3 GROVEN, KYLE	0.00	0.0	2.170	0.00	0.00
5 LEMMEL, CADE	0.00	0.0	3.490	0.00	0.00
12 LONG, STETSON	0.00	0.0	5.270	0.00	0.00

**Event: Sr Boys Bareback Rid**

Draw: Contestant	Event Points	Score	Time	All Around Points	Payout
4 EDOFF, TRAE	10.00	55.0	0.000	10.00	0.00
1 WARD, GARRETT	0.00	0.0	0.000	0.00	0.00
3 GARRETT, MORGEN	0.00	0.0	0.000	0.00	0.00
2 PEITZ, ISAAK	0.00	0.0	0.000	0.00	0.00

**Event: Sr Boys Saddle Bronc**

Draw: Contestant	Event Points	Score	Time	All Around Points	Payout
------------------	--------------	-------	------	-------------------	--------



*Listing of Scores by Rodeo*

NURC #2

1st Go

5 ELSHERE, CARTER	10.00	74.0	0.000	10.00	0.00
1 FANNING, RHETT	9.00	65.0	0.000	9.00	0.00
9 WILSON, CASH	8.00	64.0	0.000	8.00	0.00
6 WARD, GARRETT	0.00	0.0	0.000	0.00	0.00
8 SCHUELKE, WYATT	0.00	0.0	0.000	0.00	0.00
7 ELSHERE, TREY	0.00	0.0	0.000	0.00	0.00
3 STEVENS, LATHEN	0.00	0.0	0.000	0.00	0.00
4 PAZOUR, KADEN	0.00	0.0	0.000	0.00	0.00
2 KAMMERER, JACOB	0.00	0.0	0.000	0.00	0.00

**Event: Sr Boys Str Wrstlng**

Draw: Contestant	Event Points	Score	Time	All Around Points	Payout
10 GOOD, CARSON	10.00	0.0	5.380	10.00	0.00
4 HENINGER, LUKE	9.00	0.0	5.710	9.00	0.00
7 KESSLER, LUCAS	8.00	0.0	16.640	8.00	0.00
5 SHORB, SETH	7.00	0.0	22.660	7.00	0.00
8 BYRNE, TYLER	0.00	0.0	100.000	0.00	0.00
3 WARD, GARRETT	0.00	0.0	100.000	0.00	0.00
1 SCHUELKE, WYATT	0.00	0.0	100.000	0.00	0.00
9 JOHNSON, HUDSON	0.00	0.0	100.000	0.00	0.00
11 JOHNSON, HUNTER	0.00	0.0	100.000	0.00	0.00
12 WOODWARD, BRENT	0.00	0.0	100.000	0.00	0.00
13 KINSELLA, KADE	0.00	0.0	100.000	0.00	0.00
6 KAMMERER, JACOB	0.00	0.0	100.000	0.00	0.00
2 SCHAACK, WYNN	0.00	0.0	100.000	0.00	0.00

**Event: Sr Boys Tie Down**

Draw: Contestant	Event Points	Score	Time	All Around Points	Payout
19 JOHNSON, RANCE	10.00	0.0	12.510	10.00	0.00
17 GOOD, CARSON	9.00	0.0	12.520	9.00	0.00
23 KAMMERER, JACOB	8.00	0.0	12.660	8.00	0.00
5 HENINGER, LUKE	7.00	0.0	12.990	7.00	0.00
6 FANNING, RHETT	6.00	0.0	13.130	6.00	0.00
22 BOLDON, BAXTER	5.00	0.0	13.570	5.00	0.00
30 BROWN, WINSTON	4.00	0.0	14.550	4.00	0.00
16 SCHAACK, WYNN	3.00	0.0	18.100	3.00	0.00
18 ELSHERE, CARTER	2.00	0.0	23.420	2.00	0.00
10 FITE, TANNER	1.00	0.0	24.400	1.00	0.00
27 KESSLER, LUCAS	0.00	0.0	100.000	0.00	0.00
9 BYRNE, TYLER	0.00	0.0	100.000	0.00	0.00
21 SCHUELKE, WYATT	0.00	0.0	100.000	0.00	0.00
31 ELSHERE, TREY	0.00	0.0	100.000	0.00	0.00
8 SMITH, JAYKOB	0.00	0.0	100.000	0.00	0.00
11 SMITH, NOLAN	0.00	0.0	100.000	0.00	0.00
15 MONNENS, WADE	0.00	0.0	100.000	0.00	0.00
14 ARNESON, TARIN	0.00	0.0	100.000	0.00	0.00
26 CLARK, KOLTER	0.00	0.0	100.000	0.00	0.00
1 WILSON, CASH	0.00	0.0	100.000	0.00	0.00
29 PETERSON, JON	0.00	0.0	100.000	0.00	0.00
2 BAKER, BRAND	0.00	0.0	100.000	0.00	0.00
20 STEVENS, LATHEN	0.00	0.0	100.000	0.00	0.00
13 FORTUNE, RILEY	0.00	0.0	100.000	0.00	0.00
25 HUFFMAN, SAM	0.00	0.0	100.000	0.00	0.00
24 KIRWAN, JD	0.00	0.0	100.000	0.00	0.00



*Listing of Scores by Rodeo*

NURC #2

1st Go


3	ROBERTS, CORD	0.00	0.0	100.000	0.00	0.00
7	PAZOUR, KADEN	0.00	0.0	100.000	0.00	0.00
28	WOODWARD, BRENT	0.00	0.0	100.000	0.00	0.00
4	KINSELLA, KADE	0.00	0.0	100.000	0.00	0.00

**Event: Sr Bull Riding**

Draw:	Contestant	Event Points	Score	Time	All Around Points	Payout
4	JOHNSON, HUDSON	10.00	69.0	0.000	10.00	0.00
10	SCHMIDT, TJ	9.00	65.0	0.000	9.00	0.00
1	FERGUSON, WACEY	8.00	62.0	0.000	8.00	0.00
8	SCHALESKY, JACOB	0.00	0.0	0.000	0.00	0.00
5	JESSOP, JADEN	0.00	0.0	0.000	0.00	0.00
6	SCHLABACH, RYAN	0.00	0.0	0.000	0.00	0.00
9	GARRETT, MORGEN	0.00	0.0	0.000	0.00	0.00
7	JOHNSON, HUNTER	0.00	0.0	0.000	0.00	0.00
3	EDOFF, TRAE	0.00	0.0	0.000	0.00	0.00
2	ALLEN, TEE	0.00	0.0	0.000	0.00	0.00

**Event: Sr Girls Barrels**

Draw:	Contestant	Event Points	Score	Time	All Around Points	Payout
8	BLASIUS, JOSIE	10.00	0.0	17.287	10.00	0.00
32	PETERSON, JESSICA	9.00	0.0	17.333	9.00	0.00
30	CARLEY, JOEY	8.00	0.0	17.440	8.00	0.00
20	MARCH, MADISON	7.00	0.0	17.491	7.00	0.00
46	REINHERT, TRISTA	6.00	0.0	17.517	6.00	0.00
26	WOODWARD, MARLENE	5.00	0.0	17.691	5.00	0.00
19	RAYHILL, KARISSA	4.00	0.0	17.695	4.00	0.00
34	PHILIPSEN, BRIANNA	3.00	0.0	17.794	3.00	0.00
36	GAER, TORI	2.00	0.0	17.822	2.00	0.00
25	RYAN, MOLLY	1.00	0.0	17.870	1.00	0.00
7	CASPERS, KASSIDY	0.00	0.0	17.899	0.00	0.00
35	RYAN, JESSICA	0.00	0.0	17.899	0.00	0.00
5	MARCH, CASSIDY	0.00	0.0	18.253	0.00	0.00
9	PETERS, COURTNEY	0.00	0.0	18.356	0.00	0.00
14	ADDISON, JAMILYN	0.00	0.0	18.454	0.00	0.00
44	STEVENS, AUBREE	0.00	0.0	18.482	0.00	0.00
45	CLEMETSON, BRIANNA	0.00	0.0	18.507	0.00	0.00
10	MCCOY, LEXI	0.00	0.0	18.520	0.00	0.00
33	FUERST, SYDNEY	0.00	0.0	18.565	0.00	0.00
38	WEYER, TRINITY	0.00	0.0	18.586	0.00	0.00
4	FORTUNE, TA TE	0.00	0.0	18.644	0.00	0.00
1	BOSWORTH, BAILEY	0.00	0.0	18.717	0.00	0.00
23	RAYHILL, KEISHA	0.00	0.0	18.883	0.00	0.00
15	OSMOTHERLY, ZOEY	0.00	0.0	18.894	0.00	0.00
18	MONTAGUE, TAYLIN	0.00	0.0	18.922	0.00	0.00
43	HILLER, SHELBY	0.00	0.0	18.996	0.00	0.00
31	DEUTSCHER, SAMANTHA	0.00	0.0	19.056	0.00	0.00
11	WOODWARD, JADYN	0.00	0.0	19.111	0.00	0.00
3	MCDONNELL, ANGIE	0.00	0.0	19.126	0.00	0.00
28	GRUBL, BRITTANY	0.00	0.0	19.445	0.00	0.00
12	TRENT, KAYLEE	0.00	0.0	19.552	0.00	0.00
42	WARD, KEANNA	0.00	0.0	19.559	0.00	0.00
16	SAWVELL, KASSIDY	0.00	0.0	19.808	0.00	0.00
39	BREWER, MIRANDA	0.00	0.0	20.357	0.00	0.00



*Listing of Scores by Rodeo*


NURC #2

1st Go

40 LAUING, TATUM	0.00	0.0	20.633	0.00	0.00
21 SCHLICHTE, MARY-KATHERINE	0.00	0.0	22.067	0.00	0.00
17 GARRETT, MADDIE	0.00	0.0	22.315	0.00	0.00
27 HAINES, LENA E	0.00	0.0	23.106	0.00	0.00
6 MILLER, MIKENZY	0.00	0.0	23.141	0.00	0.00
2 WILLIAMS, JAICEE	0.00	0.0	23.471	0.00	0.00
22 WARD, SIERRA	0.00	0.0	23.756	0.00	0.00
13 HEIL, JESSICA	0.00	0.0	23.886	0.00	0.00
24 VOS, SARAH	0.00	0.0	24.233	0.00	0.00
41 MCCOY, KATIE	0.00	0.0	100.000	0.00	0.00
37 MCCOY, RACHAEL	0.00	0.0	100.000	0.00	0.00
29 MYERS, SALENA	0.00	0.0	100.000	0.00	0.00

**Event: Sr Girls Breakaway**

Draw: Contestant	Event Points	Score	Time	All Around Points	Payout
6 RYAN, JESSICA	10.00	0.0	3.310	10.00	0.00
24 HOWELL, SHAYLA	9.00	0.0	3.410	9.00	0.00
37 WILLIAMS, JAICEE	8.00	0.0	3.500	8.00	0.00
32 RAYHILL, KARISSA	7.00	0.0	3.670	7.00	0.00
12 CARLEY, JOEY	6.00	0.0	3.680	6.00	0.00
23 HILLER, SHELBY	5.00	0.0	4.070	5.00	0.00
40 BROWN, WACEY	4.00	0.0	5.060	4.00	0.00
39 RYAN, MOLLY	3.00	0.0	6.460	3.00	0.00
3 MOON, ELLE	2.00	0.0	7.860	2.00	0.00
1 OSMOTHERLY, ZOEY	1.00	0.0	11.630	1.00	0.00
13 CLEMETSON, BRIANNA	0.00	0.0	12.090	0.00	0.00
7 LAUING, TATUM	0.00	0.0	12.740	0.00	0.00
38 HEITSCH, SHAELYNNE	0.00	0.0	13.190	0.00	0.00
17 MARCH, CASSIDY	0.00	0.0	100.000	0.00	0.00
35 PHILIPSEN, BRIANNA	0.00	0.0	100.000	0.00	0.00
8 CASPERS, KASSIDY	0.00	0.0	100.000	0.00	0.00
4 WARD, LASKA	0.00	0.0	100.000	0.00	0.00
43 MILLER, MIKENZY	0.00	0.0	100.000	0.00	0.00
18 CLAUSSEN, DAWN	0.00	0.0	100.000	0.00	0.00
26 PETERS, COURTNEY	0.00	0.0	100.000	0.00	0.00
36 MENZEL, TESSA	0.00	0.0	100.000	0.00	0.00
42 ADDISON, JAMILYN	0.00	0.0	100.000	0.00	0.00
27 GAER, TORI	0.00	0.0	100.000	0.00	0.00
5 ARNESON, TANIELLE	0.00	0.0	100.000	0.00	0.00
14 JEWETT, SUSY	0.00	0.0	100.000	0.00	0.00
2 BLASIUS, JOSIE	0.00	0.0	100.000	0.00	0.00
9 CLARK, KAYLEE	0.00	0.0	100.000	0.00	0.00
31 SAWVELL, KASSIDY	0.00	0.0	100.000	0.00	0.00
41 WARD, SIERRA	0.00	0.0	100.000	0.00	0.00
20 WARD, KEANNA	0.00	0.0	100.000	0.00	0.00
19 WICKRE, BAILEY	0.00	0.0	100.000	0.00	0.00
44 REINHERT, TRISTA	0.00	0.0	100.000	0.00	0.00
25 MONTAGUE, TAYLIN	0.00	0.0	100.000	0.00	0.00
34 HEITSCH, WHITLEY	0.00	0.0	100.000	0.00	0.00
16 SCHLICHTE, MARY-KATHERINE	0.00	0.0	100.000	0.00	0.00
29 MCCOY, LEXI	0.00	0.0	100.000	0.00	0.00
22 MCCOY, RACHAEL	0.00	0.0	100.000	0.00	0.00
15 STEVENS, AUBREE	0.00	0.0	100.000	0.00	0.00



*Listing of Scores by Rodeo*

NURC #2

1st Go


21	WOODWARD, MARLENE	0.00	0.0	100.000	0.00	0.00
28	WOODWARD, JADYN	0.00	0.0	100.000	0.00	0.00
33	FUERST, SYDNEY	0.00	0.0	100.000	0.00	0.00
10	FORTUNE, TA TE	0.00	0.0	100.000	0.00	0.00
11	STANGLE, ALAINA	0.00	0.0	100.000	0.00	0.00
30	RAYHILL, KEISHA	0.00	0.0	100.000	0.00	0.00

**Event: Sr Girls Goats**

Draw:	Contestant	Event Points	Score	Time	All Around Points	Payout
10	MILLER, MIKENZY	9.50	0.0	8.880	9.50	0.00
3	REINHERT, TRISTA	9.50	0.0	8.880	9.50	0.00
31	CLARK, KAYLEE	8.00	0.0	8.890	8.00	0.00
25	GAER, TORI	7.00	0.0	9.260	7.00	0.00
19	RYAN, MOLLY	6.00	0.0	9.590	6.00	0.00
4	LAUING, TATUM	5.00	0.0	9.810	5.00	0.00
16	RAYHILL, KARISSA	4.00	0.0	9.900	4.00	0.00
14	HOWELL, SHAYLA	3.00	0.0	11.020	3.00	0.00
18	BREWER, MIRANDA	2.00	0.0	11.190	2.00	0.00
29	BROWN, WACEY	1.00	0.0	11.410	1.00	0.00
1	CLEMETSON, BRIANNA	0.00	0.0	11.650	0.00	0.00
11	CARLEY, JOEY	0.00	0.0	11.760	0.00	0.00
6	MENZEL, TESSA	0.00	0.0	11.880	0.00	0.00
27	WARD, KEANNA	0.00	0.0	12.510	0.00	0.00
2	SAWVELL, KASSIDY	0.00	0.0	13.400	0.00	0.00
9	MONTAGUE, TAYLIN	0.00	0.0	13.970	0.00	0.00
24	BOSWORTH, BAILEY	0.00	0.0	14.080	0.00	0.00
8	HEITSCH, WHITLEY	0.00	0.0	14.090	0.00	0.00
20	WARD, LASKA	0.00	0.0	14.280	0.00	0.00
23	RAYHILL, KEISHA	0.00	0.0	14.440	0.00	0.00
5	WOODWARD, MARLENE	0.00	0.0	15.780	0.00	0.00
13	HILLER, SHELBY	0.00	0.0	17.190	0.00	0.00
22	CASPERS, KASSIDY	0.00	0.0	19.640	0.00	0.00
15	TRENT, KAYLEE	0.00	0.0	29.150	0.00	0.00
7	VOS, SARAH	0.00	0.0	100.000	0.00	0.00
28	CLAUSSEN, DAWN	0.00	0.0	100.000	0.00	0.00
21	WILLIAMS, JAICEE	0.00	0.0	100.000	0.00	0.00
12	MOON, ELLE	0.00	0.0	100.000	0.00	0.00
17	ARNESON, TANIELLE	0.00	0.0	100.000	0.00	0.00
30	PETERSON, JESSICA	0.00	0.0	100.000	0.00	0.00
26	WARD, SIERRA	0.00	0.0	100.000	0.00	0.00

**Event: Sr Girls Poles**

Draw:	Contestant	Event Points	Score	Time	All Around Points	Payout
2	STEVENS, AUBREE	10.00	0.0	21.226	10.00	0.00
29	CASPERS, KASSIDY	9.00	0.0	21.262	9.00	0.00
20	GARRETT, MADDIE	8.00	0.0	21.483	8.00	0.00
8	MILLER, MIKENZY	7.00	0.0	21.997	7.00	0.00
16	RAYHILL, KARISSA	6.00	0.0	22.011	6.00	0.00
37	MARCH, CASSIDY	5.00	0.0	22.326	5.00	0.00
43	WEYER, TRINITY	4.00	0.0	22.512	4.00	0.00
18	WOODWARD, MARLENE	3.00	0.0	23.035	3.00	0.00
15	OSMOTHERLY, ZOEY	2.00	0.0	24.011	2.00	0.00
31	REINHERT, TRISTA	1.00	0.0	26.428	1.00	0.00
11	PETERSON, JESSICA	0.00	0.0	26.603	0.00	0.00



*Listing of Scores by Rodeo*


NURC #2

1st Go

17 MARCH, MADISON	0.00	0.0	27.030	0.00	0.00
14 CARLEY, JOEY	0.00	0.0	27.482	0.00	0.00
12 CLEMETSON, BRIANNA	0.00	0.0	27.560	0.00	0.00
42 GRUBL, BRITTANY	0.00	0.0	27.652	0.00	0.00
13 HAINES, LENA E	0.00	0.0	28.036	0.00	0.00
19 SCHLICHTE, MARY-KATHERINE	0.00	0.0	28.173	0.00	0.00
40 HILLER, SHELBY	0.00	0.0	28.478	0.00	0.00
21 MCCOY, LEXI	0.00	0.0	28.550	0.00	0.00
35 PHILIPSEN, BRIANNA	0.00	0.0	28.711	0.00	0.00
33 MYERS, SALENA	0.00	0.0	29.045	0.00	0.00
38 SAWVELL, KASSIDY	0.00	0.0	29.240	0.00	0.00
32 HEITSCH, WHITLEY	0.00	0.0	29.482	0.00	0.00
41 MCDONNELL, ANGIE	0.00	0.0	30.030	0.00	0.00
7 MONTAGUE, TAYLIN	0.00	0.0	30.499	0.00	0.00
10 BOSWORTH, BAILEY	0.00	0.0	30.716	0.00	0.00
27 WILLIAMS, JAICEE	0.00	0.0	30.839	0.00	0.00
9 RYAN, JESSICA	0.00	0.0	30.952	0.00	0.00
28 RAYHILL, KEISHA	0.00	0.0	31.202	0.00	0.00
6 RYAN, MOLLY	0.00	0.0	32.534	0.00	0.00
3 WARD, SIERRA	0.00	0.0	33.569	0.00	0.00
34 DEUTSCHER, SAMANTHA	0.00	0.0	35.005	0.00	0.00
1 BREWER, MIRANDA	0.00	0.0	35.726	0.00	0.00
24 WOODWARD, JADYN	0.00	0.0	36.882	0.00	0.00
30 GAER, TORI	0.00	0.0	37.979	0.00	0.00
22 WARD, KEANNA	0.00	0.0	40.672	0.00	0.00
36 MCCOY, KATIE	0.00	0.0	100.000	0.00	0.00
39 CLAUSSEN, DAWN	0.00	0.0	100.000	0.00	0.00
23 HEIL, JESSICA	0.00	0.0	100.000	0.00	0.00
25 JEWETT, SUSY	0.00	0.0	100.000	0.00	0.00
26 TRENT, KAYLEE	0.00	0.0	100.000	0.00	0.00
5 MCCOY, RACHAEL	0.00	0.0	100.000	0.00	0.00
4 FUERST, SYDNEY	0.00	0.0	100.000	0.00	0.00

**Event: Sr. Ribbon Roping**

Draw: Contestant	Event Points	Score	Time	All Around Points	Payout
17 MOON, ELLE	10.00	0.0	10.190	10.00	0.00
6 CLARK, KAYLEE	9.00	0.0	11.930	9.00	0.00
1 RAYHILL, KARISSA	8.00	0.0	12.790	8.00	0.00
8 WILLIAMS, JAICEE	7.00	0.0	13.000	7.00	0.00
10 WARD, KEANNA	6.00	0.0	13.060	6.00	0.00
2 MCCOY, LEXI	5.00	0.0	14.230	5.00	0.00
20 CLEMETSON, BRIANNA	4.00	0.0	15.250	4.00	0.00
13 PHILIPSEN, BRIANNA	3.00	0.0	17.560	3.00	0.00
4 GAER, TORI	2.00	0.0	18.450	2.00	0.00
3 WICKRE, BAILEY	1.00	0.0	20.470	1.00	0.00
9 PETERS, COURTNEY	0.00	0.0	20.870	0.00	0.00
7 CASPERS, KASSIDY	0.00	0.0	100.000	0.00	0.00
12 MILLER, MIKENZY	0.00	0.0	100.000	0.00	0.00
18 HOWELL, SHAYLA	0.00	0.0	100.000	0.00	0.00
15 BLASIUS, JOSIE	0.00	0.0	100.000	0.00	0.00
19 WARD, SIERRA	0.00	0.0	100.000	0.00	0.00
14 REINHERT, TRISTA	0.00	0.0	100.000	0.00	0.00
11 WOODWARD, MARLENE	0.00	0.0	100.000	0.00	0.00




**Listing of Scores by Rodeo**

16	WOODWARD, JADYN	0.00	0.0	100.000	0.00	0.00
5	RAYHILL, KEISHA	0.00	0.0	100.000	0.00	0.00

**Event: Sr. Team Roping**

Draw:	Contestant	Event Points	Score	Time	All Around Points	Payout
2	KESSLER, LUCAS (1)	10.00	0.0	6.330	10.00	0.00
2	HENINGER, LUKE (2)	10.00	0.0	6.330	10.00	0.00
9	GIANNONATTI, JACE (1)	9.00	0.0	8.520	9.00	0.00
9	FORTUNE, RILEY (2)	9.00	0.0	8.520	9.00	0.00
8	KIRWAN, JD (1)	8.00	0.0	14.390	8.00	0.00
8	ARNESON, TARIN (2)	8.00	0.0	14.390	8.00	0.00
24	SCHAACK, WYNN (1)	7.00	0.0	18.880	7.00	0.00
24	FITE, TANNER (2)	7.00	0.0	18.880	7.00	0.00
6	PETERS, COURTNEY (1)	6.00	0.0	20.150	6.00	0.00
6	OSMOTHERLY, ZOEY (2)	6.00	0.0	20.150	6.00	0.00
22	CASPERS, KASSIDY (1)	5.00	0.0	23.080	5.00	0.00
22	KINSELLA, KADE (2)	5.00	0.0	23.080	5.00	0.00
3	MARCH, CASSIDY (1)	4.00	0.0	23.440	4.00	0.00
3	SMITH, JAYKOB (2)	4.00	0.0	23.440	4.00	0.00
13	SMITH, NOLAN (1)	3.00	0.0	30.830	3.00	0.00
13	ROBERTS, CORD (2)	3.00	0.0	30.830	3.00	0.00
20	MONNENS, WADE (1)	2.00	0.0	35.000	2.00	0.00
20	PETERSON, JON (2)	2.00	0.0	35.000	2.00	0.00
18	MOON, ELLE (1)	1.00	0.0	47.930	1.00	0.00
18	GAER, TORI (2)	1.00	0.0	47.930	1.00	0.00
11	BYRNE, TYLER (1)	0.00	0.0	100.000	0.00	0.00
19	WARD, GARRETT (1)	0.00	0.0	100.000	0.00	0.00
15	HOWELL, SHAYLA (1)	0.00	0.0	100.000	0.00	0.00
16	ARNESON, TANIELLE (1)	0.00	0.0	100.000	0.00	0.00
10	CLARK, KAYLEE (1)	0.00	0.0	100.000	0.00	0.00
12	WICKRE, BAILEY (1)	0.00	0.0	100.000	0.00	0.00
14	REINHERT, TRISTA (1)	0.00	0.0	100.000	0.00	0.00
17	MCCOY, LEXI (1)	0.00	0.0	100.000	0.00	0.00
4	JOHNSON, RANCE (1)	0.00	0.0	100.000	0.00	0.00
7	WOODWARD, BRENT (1)	0.00	0.0	100.000	0.00	0.00
25	WOODWARD, JADYN (1)	0.00	0.0	100.000	0.00	0.00
5	GOOD, CARSON (1)	0.00	0.0	100.000	0.00	0.00
21	FORTUNE, TA TE (1)	0.00	0.0	100.000	0.00	0.00
23	RAYHILL, KEISHA (1)	0.00	0.0	100.000	0.00	0.00
1	OIEN, LAKE (1)	0.00	0.0	100.000	0.00	0.00
10	PHILIPSEN, BRIANNA (2)	0.00	0.0	100.000	0.00	0.00
19	WARD, LASKA (2)	0.00	0.0	100.000	0.00	0.00
17	SHORB, SETH (2)	0.00	0.0	100.000	0.00	0.00
16	SCHUELKE, WYATT (2)	0.00	0.0	100.000	0.00	0.00
14	ELSHERE, TREY (2)	0.00	0.0	100.000	0.00	0.00
21	STEVENS, LATHEN (2)	0.00	0.0	100.000	0.00	0.00
15	HUFFMAN, SAM (2)	0.00	0.0	100.000	0.00	0.00
11	FANNING, RHETT (2)	0.00	0.0	100.000	0.00	0.00
5	BROWN, WINSTON (2)	0.00	0.0	100.000	0.00	0.00
25	WOODWARD, MARLENE (2)	0.00	0.0	100.000	0.00	0.00
4	KAMMERER, JACOB (2)	0.00	0.0	100.000	0.00	0.00
12	PAZOUR, KADEN (2)	0.00	0.0	100.000	0.00	0.00
7	BOLDON, BAXTER (2)	0.00	0.0	100.000	0.00	0.00



South Dakota 4-H

***Listing of Scores by Rodeo***

08/06/2016

Page 16

NURC #2

1st Go

23 RAYHILL, KARISSA (2)	0.00	0.0	100.000	0.00	0.00
0 HILLER, SHELBY (2)	0.00	0.0	100.000	0.00	0.00