




Listing of Scores by Rodeo

Event: Jr Boys Breakaway

Draw: Contestant	Event Points	Score	Time	All Around Points	Payout
25 FITE, TEGAN	10.00	0.0	2.340	10.00	0.00
54 THORSTENSON, JACE	9.00	0.0	3.780	9.00	0.00
17 GILBERT, GREY	8.00	0.0	3.990	8.00	0.00
52 PORCH, DALTON	7.00	0.0	4.610	7.00	0.00
34 HAMMERSTROM, CADE	6.00	0.0	4.890	6.00	0.00
3 NUTTER, RIO	5.00	0.0	5.450	5.00	0.00
44 WILLIAMS, STRAN	4.00	0.0	6.280	4.00	0.00
5 GOOD, DENTON	3.00	0.0	6.320	3.00	0.00
33 THOMPSON, LUKE	2.00	0.0	7.150	2.00	0.00
1 OLSON, TRACER	1.00	0.0	12.670	1.00	0.00
20 JENSEN, JADON	0.00	0.0	12.990	0.00	0.00
9 WARD, RIDGE	0.00	0.0	14.170	0.00	0.00
50 PERRY, OWEN	0.00	0.0	14.180	0.00	0.00
28 PRICE, BRAYDEN	0.00	0.0	15.880	0.00	0.00
13 BYRNE, JADE	0.00	0.0	16.880	0.00	0.00
49 WALN, BILLY	0.00	0.0	100.000	0.00	0.00
31 WALN, BODEY	0.00	0.0	100.000	0.00	0.00
27 HEATHERSHAW, MALCOLM	0.00	0.0	100.000	0.00	0.00
7 HEATHERSHAW, MATHEW	0.00	0.0	100.000	0.00	0.00
45 CLEMENTS, MYLES	0.00	0.0	100.000	0.00	0.00
46 ABBOTT, BRADEN	0.00	0.0	100.000	0.00	0.00
18 TETRAULT, TREY	0.00	0.0	100.000	0.00	0.00
43 ELSHERE, THAYNE	0.00	0.0	100.000	0.00	0.00
37 ELSHERE, TALON	0.00	0.0	100.000	0.00	0.00
16 WILLIAMS, TYUS	0.00	0.0	100.000	0.00	0.00
29 PRICE, BRIGG	0.00	0.0	100.000	0.00	0.00
38 FUHRER, LAN	0.00	0.0	100.000	0.00	0.00
39 MOON, QUINN	0.00	0.0	100.000	0.00	0.00
35 JENSEN, JET	0.00	0.0	100.000	0.00	0.00
23 TIBBITTS, WYATT	0.00	0.0	100.000	0.00	0.00
21 GAER, TUCKER	0.00	0.0	100.000	0.00	0.00
47 ARNESON, TYON	0.00	0.0	100.000	0.00	0.00
22 BLASIVS, BURK	0.00	0.0	100.000	0.00	0.00
6 BLASIVS, JACE	0.00	0.0	100.000	0.00	0.00
8 BLASIVS, BLAIR	0.00	0.0	100.000	0.00	0.00
24 DERNER, CHANCE	0.00	0.0	100.000	0.00	0.00
51 GERARD, COLTER	0.00	0.0	100.000	0.00	0.00
53 CROWSER, KALE	0.00	0.0	100.000	0.00	0.00
42 JONES, TAYSON	0.00	0.0	100.000	0.00	0.00
36 GRAY, MATTHEW	0.00	0.0	100.000	0.00	0.00
30 MARTIN, TRAYLIN	0.00	0.0	100.000	0.00	0.00
12 MANSFIELD, MAYSON	0.00	0.0	100.000	0.00	0.00
15 FRANSUA, WYATT	0.00	0.0	100.000	0.00	0.00
4 BREWER, GARRETT	0.00	0.0	100.000	0.00	0.00
11 GABRIEL, CEDAR	0.00	0.0	100.000	0.00	0.00
10 COOK, BILLY	0.00	0.0	100.000	0.00	0.00
48 FORTUNE, CARTER	0.00	0.0	100.000	0.00	0.00
40 WHITE, DAVID	0.00	0.0	100.000	0.00	0.00
14 MONTAGUE, KADE	(N/M)	0.00	0.0	100.000	0.00
2 HARTSHORN, TREVOR	0.00	0.0	100.000	0.00	0.00



South Dakota 4-H

Listing of Scores by Rodeo

08/06/2016

NURC #1

Page 2

1st Go


41 PALMER, LAYNE	0.00	0.0	100.000	0.00	0.00
19 REIS, SWADE	0.00	0.0	100.000	0.00	0.00
26 REIS, BUSTER	0.00	0.0	100.000	0.00	0.00
32 ALLEN, TY	0.00	0.0	100.000	0.00	0.00

Event: Jr Boys Cattle Ridin

Draw: Contestant	Event Points	Score	Time	All Around Points	Payout
3 WOLFE, CAYDEN	10.00	49.0	0.000	10.00	0.00
11 ELSHERE, THAYNE	0.00	0.0	0.000	0.00	0.00
4 RODENBAUGH, JACK	0.00	0.0	0.000	0.00	0.00
1 SCHILEY, CASH	0.00	0.0	0.000	0.00	0.00
9 BOWDEN, LOGAN	0.00	0.0	0.000	0.00	0.00
2 MARTIN, TRAYLIN	0.00	0.0	0.000	0.00	0.00
8 WHITE, DAVID	0.00	0.0	0.000	0.00	0.00
7 MONTAGUE, KADE	(N/M)	0.00	0.000	0.00	0.00
5 HARTSHORN, TREVOR	0.00	0.0	0.000	0.00	0.00
6 GROVEN, AUSTIN	0.00	0.0	0.000	0.00	0.00
10 ALLEN, TY	0.00	0.0	0.000	0.00	0.00

Event: Jr Boys Flag Race

Draw: Contestant	Event Points	Score	Time	All Around Points	Payout
36 REIS, SWADE	10.00	0.0	8.176	10.00	0.00
27 HEATHERSHAW, MATHEW	9.00	0.0	8.493	9.00	0.00
18 PORCH, DALTON	8.00	0.0	8.635	8.00	0.00
10 HEATHERSHAW, MALCOLM	7.00	0.0	8.666	7.00	0.00
25 TIBBITTS, WYATT	6.00	0.0	8.812	6.00	0.00
29 PRICE, BRAYDEN	5.00	0.0	8.817	5.00	0.00
55 WALN, BODEY	4.00	0.0	8.819	4.00	0.00
30 CROWSER, KALE	3.00	0.0	8.939	3.00	0.00
40 BREWER, GARRETT	2.00	0.0	8.968	2.00	0.00
35 FUHRER, LAN	1.00	0.0	9.221	1.00	0.00
20 GAER, TUCKER	0.00	0.0	9.291	0.00	0.00
39 PRICE, BRIGG	0.00	0.0	9.309	0.00	0.00
44 DERNER, CHANCE	0.00	0.0	9.355	0.00	0.00
2 GABRIEL, CEDAR	0.00	0.0	9.418	0.00	0.00
48 JANVRIN, CADE	0.00	0.0	9.562	0.00	0.00
1 REIS, BUSTER	0.00	0.0	9.591	0.00	0.00
15 PERRY, OWEN	0.00	0.0	9.894	0.00	0.00
17 MARTIN, TRAYLIN	0.00	0.0	9.931	0.00	0.00
5 MONTAGUE, KADE	(N/M)	0.00	10.003	0.00	0.00
3 ALLEN, TY	0.00	0.0	10.271	0.00	0.00
8 SCHILEY, CASH	0.00	0.0	10.388	0.00	0.00
24 GERARD, COLTER	0.00	0.0	12.252	0.00	0.00
6 COOK, BILLY	0.00	0.0	14.714	0.00	0.00
16 GILBERT, GREY	0.00	0.0	15.423	0.00	0.00
23 ABBOTT, BRADEN	0.00	0.0	22.554	0.00	0.00
37 WALN, BILLY	0.00	0.0	100.000	0.00	0.00
43 CLEMENTS, MYLES	0.00	0.0	100.000	0.00	0.00
38 HAMMERSTROM, CADE	0.00	0.0	100.000	0.00	0.00
46 NUTTER, RIO	0.00	0.0	100.000	0.00	0.00
42 TETRAULT, TREY	0.00	0.0	100.000	0.00	0.00
28 BYRNE, JADE	0.00	0.0	100.000	0.00	0.00
54 ELSHERE, THAYNE	0.00	0.0	100.000	0.00	0.00
51 ELSHERE, TALON	0.00	0.0	100.000	0.00	0.00



Listing of Scores by Rodeo


NURC #1

1st Go

53 WILLIAMS, TYUS	0.00	0.0	100.000	0.00	0.00
33 WARD, RIDGE	0.00	0.0	100.000	0.00	0.00
21 WILLIAMS, STRAN	0.00	0.0	100.000	0.00	0.00
22 MOON, QUINN	0.00	0.0	100.000	0.00	0.00
19 JENSEN, JADON	0.00	0.0	100.000	0.00	0.00
9 JENSEN, JET	0.00	0.0	100.000	0.00	0.00
50 HUBERT, SETH	0.00	0.0	100.000	0.00	0.00
52 ARNESON, TYON	0.00	0.0	100.000	0.00	0.00
34 BLASIUS, BURK	0.00	0.0	100.000	0.00	0.00
32 BLASIUS, JACE	0.00	0.0	100.000	0.00	0.00
11 BLASIUS, BLAIR	0.00	0.0	100.000	0.00	0.00
13 JONES, TAYSON	0.00	0.0	100.000	0.00	0.00
4 GRAY, MATTHEW	0.00	0.0	100.000	0.00	0.00
41 MANSFIELD, MAYSON	0.00	0.0	100.000	0.00	0.00
12 FRANSUA, WYATT	0.00	0.0	100.000	0.00	0.00
31 FORTUNE, CARTER	0.00	0.0	100.000	0.00	0.00
45 WHITE, DAVID	0.00	0.0	100.000	0.00	0.00
49 FITE, TEGAN	0.00	0.0	100.000	0.00	0.00
7 HARTSHORN, TREVOR	0.00	0.0	100.000	0.00	0.00
47 THORSTENSON, JACE	0.00	0.0	100.000	0.00	0.00
26 BLAIR, MAXX	0.00	0.0	100.000	0.00	0.00
14 OLSON, TRACER	0.00	0.0	100.000	0.00	0.00

Event: Jr Boys Goats

Draw: Contestant	Event Points	Score	Time	All Around Points	Payout
6 BREWER, GARRETT	10.00	0.0	9.110	10.00	0.00
32 FUHRER, LAN	9.00	0.0	10.290	9.00	0.00
42 BLASIUS, BURK	8.00	0.0	11.020	8.00	0.00
35 GABRIEL, CEDAR	7.00	0.0	11.230	7.00	0.00
7 PORCH, DALTON	6.00	0.0	11.520	6.00	0.00
26 GOOD, DENTON	5.00	0.0	12.230	5.00	0.00
33 TIBBITTS, WYATT	4.00	0.0	12.580	4.00	0.00
43 MANSFIELD, MAYSON	3.00	0.0	12.680	3.00	0.00
31 MARTIN, TRAYLIN	2.00	0.0	12.890	2.00	0.00
8 CROWSER, KALE	1.00	0.0	13.150	1.00	0.00
13 REIS, BUSTER	0.00	0.0	13.270	0.00	0.00
1 FITE, TEGAN	0.00	0.0	13.380	0.00	0.00
9 ALLEN, TY	0.00	0.0	13.610	0.00	0.00
24 WILLIAMS, STRAN	0.00	0.0	13.780	0.00	0.00
15 PALMER, LAYNE	0.00	0.0	14.070	0.00	0.00
45 GAER, TUCKER	0.00	0.0	14.320	0.00	0.00
16 JONES, TAYSON	0.00	0.0	14.530	0.00	0.00
4 OLSON, TRACER	0.00	0.0	15.790	0.00	0.00
37 BLASIUS, BLAIR	0.00	0.0	15.890	0.00	0.00
50 HARTSHORN, TREVOR	0.00	0.0	15.950	0.00	0.00
49 DERNER, CHANCE	0.00	0.0	16.020	0.00	0.00
40 CLEMENTS, MYLES	0.00	0.0	16.810	0.00	0.00
20 WALN, BODEY	0.00	0.0	16.820	0.00	0.00
3 COOK, BILLY	0.00	0.0	17.040	0.00	0.00
2 THOMPSON, LUKE	0.00	0.0	17.500	0.00	0.00
10 JANVRIN, CADE	0.00	0.0	18.490	0.00	0.00
5 BLAIR, MAXX	0.00	0.0	18.730	0.00	0.00
38 BYRNE, JADE	0.00	0.0	19.080	0.00	0.00



Listing of Scores by Rodeo


NURC #1

1st Go

12	ELSHERE, TALON		0.00	0.0	19.200	0.00	0.00
22	ABBOTT, BRADEN		0.00	0.0	19.230	0.00	0.00
28	REIS, SWADE		0.00	0.0	19.560	0.00	0.00
21	PRICE, BRAYDEN		0.00	0.0	20.150	0.00	0.00
36	JENSEN, JET		0.00	0.0	20.800	0.00	0.00
41	ELSHERE, THAYNE		0.00	0.0	21.070	0.00	0.00
29	WARD, RIDGE		0.00	0.0	21.280	0.00	0.00
34	SCHILEY, CASH		0.00	0.0	21.440	0.00	0.00
17	MONTAGUE, KADE	(N/M)	0.00	0.0	21.660	0.00	0.00
27	PRICE, BRIGG		0.00	0.0	22.190	0.00	0.00
47	BLASIUS, JACE		0.00	0.0	22.500	0.00	0.00
48	MOON, QUINN		0.00	0.0	22.680	0.00	0.00
18	WHITE, DAVID		0.00	0.0	22.700	0.00	0.00
11	TETRAULT, TREY		0.00	0.0	23.530	0.00	0.00
14	HUBERT, SETH		0.00	0.0	23.760	0.00	0.00
44	THORSTENSON, JACE		0.00	0.0	24.420	0.00	0.00
25	HAMMERSTROM, CADE		0.00	0.0	27.940	0.00	0.00
30	WALN, BILLY		0.00	0.0	100.000	0.00	0.00
19	NUTTER, RIO		0.00	0.0	100.000	0.00	0.00
23	WILLIAMS, TYUS		0.00	0.0	100.000	0.00	0.00
46	JENSEN, JADON		0.00	0.0	100.000	0.00	0.00
39	FRANSUA, WYATT		0.00	0.0	100.000	0.00	0.00

Event: Jr Girls Barrels

Draw	Contestant	Event Points	Score	Time	All Around Points	Payout
17	CRAGO, KYLEE	10.00	0.0	17.529	10.00	0.00
46	ROMEY, BRIDGET	9.00	0.0	17.642	9.00	0.00
28	JENSEN, JASMYN	8.00	0.0	17.688	8.00	0.00
16	CASPERS, TESSA	7.00	0.0	17.780	7.00	0.00
13	MERRILL, TEARRA	6.00	0.0	17.816	6.00	0.00
7	JANDREAU, OAKLEY	5.00	0.0	17.928	5.00	0.00
23	CLEMETSON, ALLISON	4.00	0.0	17.990	4.00	0.00
18	DERNER, SHELBY	3.00	0.0	18.006	3.00	0.00
27	FOX, ABBY	2.00	0.0	18.149	2.00	0.00
43	SHEARER, KELLYN	1.00	0.0	18.185	1.00	0.00
24	VINES, MIRANDA	0.00	0.0	18.234	0.00	0.00
37	ELSHERE, JENNA	0.00	0.0	18.247	0.00	0.00
38	STEELE, KAYDEN	0.00	0.0	18.265	0.00	0.00
36	GROPPER, TAWNY	0.00	0.0	18.384	0.00	0.00
1	REINERT, JAYDA	0.00	0.0	18.429	0.00	0.00
29	FANNING, LANEY	0.00	0.0	18.599	0.00	0.00
40	BROWN, WREGAN	0.00	0.0	18.600	0.00	0.00
26	WOODWARD, JESSICA	0.00	0.0	18.749	0.00	0.00
34	BAKER, KYLENE	0.00	0.0	18.942	0.00	0.00
21	CRAGO, CHLOE	0.00	0.0	19.047	0.00	0.00
42	SCHILEY, MACY	0.00	0.0	19.066	0.00	0.00
39	GRUBL, JALYNN	0.00	0.0	19.081	0.00	0.00
44	MCCOY, NATALIE	0.00	0.0	19.300	0.00	0.00
15	BROWN, KIARA	0.00	0.0	19.436	0.00	0.00
41	OLSON, JANA E	0.00	0.0	19.485	0.00	0.00
19	ELWOOD, KEELEIGH	0.00	0.0	19.515	0.00	0.00
11	HUBER, LEAH	0.00	0.0	19.535	0.00	0.00
12	ELWOOD, HALEIGH	0.00	0.0	19.733	0.00	0.00



Listing of Scores by Rodeo

NURC #1

1st Go


6	MENZEL, JOSIE	0.00	0.0	19.862	0.00	0.00
31	KAMMERER, BOBBI JO	0.00	0.0	19.924	0.00	0.00
8	HOLBEN, SHAYLIE	0.00	0.0	20.072	0.00	0.00
5	LONG, SHYANN	0.00	0.0	20.356	0.00	0.00
14	MEYER, SOPHIA	0.00	0.0	20.364	0.00	0.00
25	HOWELL, SHYANNE	0.00	0.0	20.490	0.00	0.00
22	SCHUELKE, CASSSIDY	0.00	0.0	20.518	0.00	0.00
32	UDAGER, JARODY	0.00	0.0	21.638	0.00	0.00
35	VANDERMAY, EMELIA	0.00	0.0	22.570	0.00	0.00
20	GABRIEL, EMBER	0.00	0.0	23.361	0.00	0.00
47	PETERSON, JAYME	0.00	0.0	23.399	0.00	0.00
33	DERR, AUDRA	0.00	0.0	23.727	0.00	0.00
4	WIEN TJES, CHANNING	0.00	0.0	24.300	0.00	0.00
9	GAER, TAYLOR	0.00	0.0	25.096	0.00	0.00
10	HILGENKAMP, SIERRA	0.00	0.0	25.142	0.00	0.00
3	DEUTSCHER, SEARRA	0.00	0.0	25.871	0.00	0.00
45	COLOMBE-CARLSON, VESTA	0.00	0.0	27.392	0.00	0.00
2	RISING, KENADI	0.00	0.0	28.076	0.00	0.00
30	BLAIR, LANIE	0.00	0.0	100.000	0.00	0.00

Event: Jr Girls Breakaway

Draw:	Contestant	Event Points	Score	Time	All Around Points	Payout
20	HOWELL, SHYANNE	10.00	0.0	7.670	10.00	0.00
8	HUBER, LEAH	9.00	0.0	7.680	9.00	0.00
1	CASPERS, TESSA	8.00	0.0	13.390	8.00	0.00
7	RISING, KENADI	7.00	0.0	14.830	7.00	0.00
22	WOODWARD, JESSICA	0.00	0.0	100.000	0.00	0.00
10	VINES, MIRANDA	0.00	0.0	100.000	0.00	0.00
11	MERRILL, TEARRA	0.00	0.0	100.000	0.00	0.00
23	SCHUELKE, CASSSIDY	0.00	0.0	100.000	0.00	0.00
16	CRAGO, KYLEE	0.00	0.0	100.000	0.00	0.00
2	CRAGO, CHLOE	0.00	0.0	100.000	0.00	0.00
5	FOX, ABBY	0.00	0.0	100.000	0.00	0.00
19	ELSHERE, JENNA	0.00	0.0	100.000	0.00	0.00
14	JENSEN, JASMYN	0.00	0.0	100.000	0.00	0.00
13	GAER, TAYLOR	0.00	0.0	100.000	0.00	0.00
6	DERNER, SHELBY	0.00	0.0	100.000	0.00	0.00
24	ROMEY, BRIDGET	0.00	0.0	100.000	0.00	0.00
9	BAKER, KYLENE	0.00	0.0	100.000	0.00	0.00
3	CLEMETSON, ALLISON	0.00	0.0	100.000	0.00	0.00
18	HILGENKAMP, SIERRA	0.00	0.0	100.000	0.00	0.00
4	REINERT, JAYDA	0.00	0.0	100.000	0.00	0.00
15	BROWN, KIARA	0.00	0.0	100.000	0.00	0.00
21	WIEN TJES, CHANNING	0.00	0.0	100.000	0.00	0.00
17	ELWOOD, KEELEIGH	0.00	0.0	100.000	0.00	0.00
25	ELWOOD, HALEIGH	0.00	0.0	100.000	0.00	0.00
12	JANDREAU, OAKLEY	0.00	0.0	100.000	0.00	0.00

Event: Jr Girls Goats

Draw:	Contestant	Event Points	Score	Time	All Around Points	Payout
5	GABRIEL, EMBER	10.00	0.0	9.750	10.00	0.00
37	WOODWARD, JESSICA	9.00	0.0	10.600	9.00	0.00
35	MERRILL, TEARRA	8.00	0.0	10.770	8.00	0.00
33	SCHILEY, MACY	7.00	0.0	10.780	7.00	0.00



Listing of Scores by Rodeo


NURC #1

1st Go

12	CROWSER, JADEN	6.00	0.0	11.190	6.00	0.00
39	FOX, ABBY	5.00	0.0	12.000	5.00	0.00
25	RISING, KENADI	4.00	0.0	12.180	4.00	0.00
20	VINES, MIRANDA	3.00	0.0	12.460	3.00	0.00
36	BROWN, KIARA	2.00	0.0	12.710	2.00	0.00
19	WIEN TJES, CHANNING	1.00	0.0	13.410	1.00	0.00
18	GROPPER, TAWNY	0.00	0.0	13.430	0.00	0.00
22	SCHUELKE, CASSSIDY	0.00	0.0	14.080	0.00	0.00
9	KAMMERER, BOBBI JO	0.00	0.0	14.630	0.00	0.00
15	CRAGO, CHLOE	0.00	0.0	14.760	0.00	0.00
17	GAER, TAYLOR	0.00	0.0	14.760	0.00	0.00
16	ELSHERE, JENNA	0.00	0.0	14.840	0.00	0.00
28	JENSEN, JASMYN	0.00	0.0	14.870	0.00	0.00
26	HOLBEN, SHAYLIE	0.00	0.0	15.160	0.00	0.00
23	ELWOOD, HALEIGH	0.00	0.0	15.380	0.00	0.00
32	OLSON, JANAE	0.00	0.0	17.500	0.00	0.00
6	MENZEL, JOSIE	0.00	0.0	17.840	0.00	0.00
4	DERR, AUDRA	0.00	0.0	17.880	0.00	0.00
7	DERNER, SHELBY	0.00	0.0	18.280	0.00	0.00
30	REINERT, JAYDA	0.00	0.0	18.500	0.00	0.00
29	CASPERS, TESSA	0.00	0.0	20.020	0.00	0.00
24	HUBER, LEAH	0.00	0.0	22.130	0.00	0.00
21	CRAGO, KYLEE	0.00	0.0	23.700	0.00	0.00
27	BLAIR, LANIE	0.00	0.0	23.770	0.00	0.00
1	VANDERMAY, EMELIA	0.00	0.0	26.190	0.00	0.00
31	MEYER, SOPHIA	0.00	0.0	100.000	0.00	0.00
11	STEELE, KAYDEN	0.00	0.0	100.000	0.00	0.00
2	ROMEY, BRIDGET	0.00	0.0	100.000	0.00	0.00
34	BAKER, KYLENE	0.00	0.0	100.000	0.00	0.00
8	CLEMETSON, ALLISON	0.00	0.0	100.000	0.00	0.00
3	MCCOY, NATALIE	0.00	0.0	100.000	0.00	0.00
13	BROWN, WREGAN	0.00	0.0	100.000	0.00	0.00
14	ELWOOD, KEELEIGH	0.00	0.0	100.000	0.00	0.00
38	JANDREAU, OAKLEY	0.00	0.0	100.000	0.00	0.00

Event: Jr Girls Poles

Draw	Contestant	Event Points	Score	Time	All Around Points	Payout
16	CASPERS, TESSA	10.00	0.0	20.682	10.00	0.00
19	CRAGO, KYLEE	9.00	0.0	21.570	9.00	0.00
46	MERRILL, TEARRA	8.00	0.0	21.750	8.00	0.00
15	BROWN, WRAYLEE	7.00	0.0	22.217	7.00	0.00
3	MCCOY, NATALIE	6.00	0.0	22.312	6.00	0.00
44	REINERT, JAYDA	5.00	0.0	22.595	5.00	0.00
10	ELSHERE, JENNA	4.00	0.0	23.018	4.00	0.00
36	PETERSON, JAYME	3.00	0.0	23.085	3.00	0.00
5	GABRIEL, EMBER	2.00	0.0	23.263	2.00	0.00
2	GROPPER, TAWNY	1.00	0.0	23.539	1.00	0.00
35	HILGENKAMP, SIERRA	0.00	0.0	23.846	0.00	0.00
40	SCHILEY, MACY	0.00	0.0	24.062	0.00	0.00
1	HUBER, LEAH	0.00	0.0	25.923	0.00	0.00
42	LONG, SHYANN	0.00	0.0	26.080	0.00	0.00
43	OLSON, JANAE	0.00	0.0	26.569	0.00	0.00
8	KAMMERER, BOBBI JO	0.00	0.0	26.586	0.00	0.00



Listing of Scores by Rodeo


NURC #1

1st Go

25 FOX, ABBY	0.00	0.0	27.598	0.00	0.00
22 UDAGER, JARODY	0.00	0.0	27.754	0.00	0.00
17 SHEARER, KELLYN	0.00	0.0	28.198	0.00	0.00
33 CLEMETSON, ALLISON	0.00	0.0	28.506	0.00	0.00
18 JANDREAU, OAKLEY	0.00	0.0	29.166	0.00	0.00
30 DEUTSCHER, SEARRA	0.00	0.0	30.371	0.00	0.00
41 COLOMBE-CARLSON, VESTA	0.00	0.0	32.007	0.00	0.00
32 WOODWARD, JESSICA	0.00	0.0	32.030	0.00	0.00
20 STEELE, KAYDEN	0.00	0.0	32.148	0.00	0.00
6 DERNER, SHELBY	0.00	0.0	32.885	0.00	0.00
4 GRUBL, JALYNN	0.00	0.0	33.214	0.00	0.00
23 CRAGO, CHLOE	0.00	0.0	34.075	0.00	0.00
45 DERR, AUDRA	0.00	0.0	34.215	0.00	0.00
31 VINES, MIRANDA	0.00	0.0	34.238	0.00	0.00
13 WIENTJES, CHANNING	0.00	0.0	34.472	0.00	0.00
27 BROWN, KIARA	0.00	0.0	35.029	0.00	0.00
12 ELWOOD, HALEIGH	0.00	0.0	35.534	0.00	0.00
29 FANNING, LANEY	0.00	0.0	39.237	0.00	0.00
21 RISING, KENADI	0.00	0.0	45.470	0.00	0.00
9 MEYER, SOPHIA	0.00	0.0	100.000	0.00	0.00
39 SCHUELKE, CASSSIDY	0.00	0.0	100.000	0.00	0.00
38 MENZEL, JOSIE	0.00	0.0	100.000	0.00	0.00
24 JENSEN, JASMYN	0.00	0.0	100.000	0.00	0.00
14 VANDERMAY, EMELIA	0.00	0.0	100.000	0.00	0.00
26 HOWELL, SHYANNE	0.00	0.0	100.000	0.00	0.00
11 GAER, TAYLOR	0.00	0.0	100.000	0.00	0.00
7 ROMEY, BRIDGET	0.00	0.0	100.000	0.00	0.00
34 BAKER, KYLENE	0.00	0.0	100.000	0.00	0.00
28 BROWN, WREGAN	0.00	0.0	100.000	0.00	0.00
37 ELWOOD, KEELEIGH	0.00	0.0	100.000	0.00	0.00

Event: Jr Jr Barrels

Draw: Contestant	Event Points	Score	Time	All Around Points	Payout
6 AMIOTTE, BREEZY	10.00	0.0	18.371	10.00	0.00
10 PAULY, LEAHA	9.00	0.0	18.971	9.00	0.00
19 NUTTER, LARAMIE	8.00	0.0	19.045	8.00	0.00
25 CASPERS, JESSICA	7.00	0.0	19.098	7.00	0.00
4 LONG, JAKOB	6.00	0.0	19.358	6.00	0.00
13 UHERKA, TYCE	5.00	0.0	19.870	5.00	0.00
9 HILGENKAMP, BRAND	4.00	0.0	20.085	4.00	0.00
26 WARD, MATAYA	3.00	0.0	20.088	3.00	0.00
34 LONG, SKYLEE	2.00	0.0	20.272	2.00	0.00
14 JONES, JAYSEE	1.00	0.0	20.537	1.00	0.00
23 WOODWARD, WESTON	0.00	0.0	20.733	0.00	0.00
28 LONG, STETSON	0.00	0.0	20.789	0.00	0.00
16 GABRIEL, LATHAM	0.00	0.0	20.859	0.00	0.00
36 STUKEL, PIERCE	0.00	0.0	20.871	0.00	0.00
31 GOSS, PIPER	0.00	0.0	20.975	0.00	0.00
20 GROPPER, MYLEE	0.00	0.0	21.260	0.00	0.00
35 CRAGO, LAINEY	0.00	0.0	21.500	0.00	0.00
12 FORTUNE, CHLOE	0.00	0.0	21.688	0.00	0.00
11 ELWOOD, WILEY	0.00	0.0	21.737	0.00	0.00
1 BARDEN, MATTIE	0.00	0.0	21.821	0.00	0.00



Listing of Scores by Rodeo


NURC #1

1st Go

21	MOON, LUCY		0.00	0.0	22.508	0.00	0.00
27	JANVRIN, JET		0.00	0.0	23.151	0.00	0.00
3	BYRNE, KAYLEE		0.00	0.0	23.488	0.00	0.00
32	MARTIN, TYLER		0.00	0.0	23.948	0.00	0.00
15	PRICE, BRYNLIE		0.00	0.0	24.044	0.00	0.00
30	SHEARER, TERRYN		0.00	0.0	24.428	0.00	0.00
2	SLABA, SAVIE		0.00	0.0	25.188	0.00	0.00
22	BERGLUND, TACE		0.00	0.0	26.561	0.00	0.00
5	CARLSON, KAKTIS		0.00	0.0	27.265	0.00	0.00
17	COOK, TYLER		0.00	0.0	27.915	0.00	0.00
18	FULTON, JAXON		0.00	0.0	28.242	0.00	0.00
24	WILLIAMS, ISABELLA		0.00	0.0	28.643	0.00	0.00
7	LONG, SY		0.00	0.0	31.112	0.00	0.00
8	VINES, RAE LYNN		0.00	0.0	100.000	0.00	0.00
29	VANDERMAY, CARSON	(N/M)	0.00	0.0	100.000	0.00	0.00
33	VANDERMAY, MARAYA		0.00	0.0	100.000	0.00	0.00

Event: Jr Jr Goats

Draw:	Contestant	Event Points	Score	Time	All Around Points	Payout
17	WARD, MATAYA	10.00	0.0	8.500	10.00	0.00
14	ELWOOD, WILEY	9.00	0.0	8.730	9.00	0.00
10	CARLSON, KAKTIS	8.00	0.0	8.880	8.00	0.00
32	WOODWARD, WESTON	7.00	0.0	9.830	7.00	0.00
33	JONES, JAYSEE	6.00	0.0	10.030	6.00	0.00
9	AMIOTTE, BREEZY	5.00	0.0	10.090	5.00	0.00
27	LONG, SKYLEE	4.00	0.0	10.160	4.00	0.00
28	LONG, JAKOB	3.00	0.0	10.380	3.00	0.00
29	CLEMENTS, MYER	2.00	0.0	10.470	2.00	0.00
21	STUKEL, PIERCE	1.00	0.0	10.570	1.00	0.00
30	JANVRIN, JET	0.00	0.0	10.810	0.00	0.00
5	CRAGO, LAINEY	0.00	0.0	11.170	0.00	0.00
15	GOSS, PIPER	0.00	0.0	11.240	0.00	0.00
20	LONG, STETSON	0.00	0.0	11.270	0.00	0.00
18	VINES, RAE LYNN	0.00	0.0	11.690	0.00	0.00
25	MARTIN, TYLER	0.00	0.0	11.770	0.00	0.00
31	NUTTER, LARAMIE	0.00	0.0	11.880	0.00	0.00
16	GROPPER, MYLEE	0.00	0.0	12.220	0.00	0.00
13	BERGLUND, TACE	0.00	0.0	13.090	0.00	0.00
26	FULTON, JAXON	0.00	0.0	13.260	0.00	0.00
12	WILLIAMS, ISABELLA	0.00	0.0	13.520	0.00	0.00
2	SHEARER, TERRYN	0.00	0.0	13.860	0.00	0.00
7	HILGENKAMP, BRAND	0.00	0.0	13.910	0.00	0.00
11	UHERKA, TYCE	0.00	0.0	14.200	0.00	0.00
23	PRICE, BRYNLIE	0.00	0.0	14.240	0.00	0.00
4	BYRNE, KAYLEE	0.00	0.0	14.890	0.00	0.00
8	CASPERS, JESSICA	0.00	0.0	15.500	0.00	0.00
1	GABRIEL, LATHAM	0.00	0.0	16.040	0.00	0.00
6	COOK, TYLER	0.00	0.0	16.220	0.00	0.00
3	PAULY, LEAHA	0.00	0.0	17.360	0.00	0.00
22	LONG, SY	0.00	0.0	23.450	0.00	0.00
19	MOON, LUCY	0.00	0.0	100.000	0.00	0.00
24	VANDERMAY, CARSON	(N/M)	0.00	0.0	100.000	0.00
34	VANDERMAY, MARAYA		0.00	0.0	100.000	0.00




Listing of Scores by Rodeo

Event: Jr Jr Poles

Draw: Contestant	Event Points	Score	Time	All Around Points	Payout
24 WARD, MATAYA	10.00	0.0	22.316	10.00	0.00
20 LONG, SKYLEE	9.00	0.0	22.519	9.00	0.00
2 LONG, STETSON	8.00	0.0	23.590	8.00	0.00
35 AMIOTTE, BREEZY	7.00	0.0	23.908	7.00	0.00
34 PAULY, LEAHA	6.00	0.0	25.198	6.00	0.00
21 CASPERS, JESSICA	5.00	0.0	25.228	5.00	0.00
7 STUKEL, PIERCE	4.00	0.0	25.321	4.00	0.00
16 GABRIEL, LATHAM	3.00	0.0	25.561	3.00	0.00
4 WOODWARD, WESTON	2.00	0.0	25.610	2.00	0.00
15 JONES, JAYSEE	1.00	0.0	25.707	1.00	0.00
22 SHEARER, TERRY	0.00	0.0	27.662	0.00	0.00
10 GOSS, PIPER	0.00	0.0	28.773	0.00	0.00
25 NUTTER, LARAMIE	0.00	0.0	29.613	0.00	0.00
3 SLABA, SAVIE	0.00	0.0	29.779	0.00	0.00
36 GROPPER, MYLEE	0.00	0.0	30.086	0.00	0.00
18 WILLIAMS, ISABELLA	0.00	0.0	30.221	0.00	0.00
17 PRICE, BRYNLIE	0.00	0.0	30.920	0.00	0.00
33 FORTUNE, CHLOE	0.00	0.0	32.161	0.00	0.00
30 MARTIN, TYLER	0.00	0.0	33.175	0.00	0.00
6 BYRNE, KAYLEE	0.00	0.0	33.339	0.00	0.00
32 JANVRIN, JET	0.00	0.0	33.543	0.00	0.00
12 BERGLUND, TACE	0.00	0.0	35.905	0.00	0.00
11 ELWOOD, WILEY	0.00	0.0	37.463	0.00	0.00
27 COOK, TYLER	0.00	0.0	38.220	0.00	0.00
29 HILGENKAMP, BRAND	0.00	0.0	39.561	0.00	0.00
26 LONG, SY	0.00	0.0	40.547	0.00	0.00
8 VINES, RAE LYNN	0.00	0.0	47.283	0.00	0.00
28 CRAGO, LAINEY	0.00	0.0	49.596	0.00	0.00
19 LONG, JAKOB	0.00	0.0	100.000	0.00	0.00
14 MOON, LUCY	0.00	0.0	100.000	0.00	0.00
9 CARLSON, KAKTIS	0.00	0.0	100.000	0.00	0.00
1 BARDEN, MATTIE	0.00	0.0	100.000	0.00	0.00
13 FULTON, JAXON	0.00	0.0	100.000	0.00	0.00
5 VANDERMAY, CARSON	(N/M)	0.00	100.000	0.00	0.00
23 VANDERMAY, MARAYA	0.00	0.0	100.000	0.00	0.00
31 UHERKA, TYCE	0.00	0.0	100.000	0.00	0.00

Event: Jr Jr Steer Riding

Draw: Contestant	Event Points	Score	Time	All Around Points	Payout
4 LONG, STETSON	10.00	5.7	0.000	10.00	0.00
5 MARTIN, TYLER	9.00	4.0	0.000	9.00	0.00
2 GROPPER, MYLEE	8.00	3.8	0.000	8.00	0.00
10 CARLSON, KAKTIS	7.00	3.2	0.000	7.00	0.00
9 LEMMEL, CADE	6.00	2.0	0.000	6.00	0.00
1 LONG, SY	5.00	1.9	0.000	5.00	0.00
8 FULTON, JAXON	4.00	1.6	0.000	4.00	0.00
3 WOODWARD, WESTON	2.50	1.3	0.000	2.50	0.00
6 GROVEN, KYLE	2.50	1.3	0.000	2.50	0.00
7 COOK, TYLER	1.00	1.1	0.000	1.00	0.00



South Dakota 4-H

Listing of Scores by Rodeo

08/06/2016

NURC #1

Page 10

1st Go

Event: Sr Boys Bareback Rid

Draw: Contestant	Event Points	Score	Time	All Around Points	Payout
4 WARD, GARRETT	0.00	0.0	0.000	0.00	0.00
2 GARRETT, MORGEN	0.00	0.0	0.000	0.00	0.00
3 PEITZ, ISAAK	0.00	0.0	0.000	0.00	0.00
1 EDOFF, TRAE	0.00	0.0	0.000	0.00	0.00

Event: Sr Boys Saddle Bronc


Draw: Contestant	Event Points	Score	Time	All Around Points	Payout
2 ELSHERE, TREY	10.00	66.0	0.000	10.00	0.00
3 STEVENS, LATHEN	9.00	59.0	0.000	9.00	0.00
5 WILSON, CASH	8.00	57.0	0.000	8.00	0.00
8 WARD, GARRETT	0.00	0.0	0.000	0.00	0.00
6 SCHUELKE, WYATT	0.00	0.0	0.000	0.00	0.00
7 PAZOUR, KADEN	0.00	0.0	0.000	0.00	0.00
4 FANNING, RHETT	0.00	0.0	0.000	0.00	0.00
1 KAMMERER, JACOB	0.00	0.0	0.000	0.00	0.00

Event: Sr Boys Str Wrstlng

Draw: Contestant	Event Points	Score	Time	All Around Points	Payout
9 SCHUELKE, WYATT	10.00	0.0	5.190	10.00	0.00
2 KAMMERER, JACOB	9.00	0.0	6.770	9.00	0.00
4 WOODWARD, BRENT	8.00	0.0	7.640	8.00	0.00
1 SHORB, SETH	7.00	0.0	17.320	7.00	0.00
3 KESSLER, LUCAS	6.00	0.0	17.960	6.00	0.00
12 BYRNE, TYLER	0.00	0.0	100.000	0.00	0.00
11 WARD, GARRETT	0.00	0.0	100.000	0.00	0.00
8 JOHNSON, HUDSON	0.00	0.0	100.000	0.00	0.00
6 JOHNSON, HUNTER	0.00	0.0	100.000	0.00	0.00
7 HENINGER, LUKE	0.00	0.0	100.000	0.00	0.00
10 KINSELLA, KADE	0.00	0.0	100.000	0.00	0.00
5 GOOD, CARSON	0.00	0.0	100.000	0.00	0.00

Event: Sr Boys Tie Down

Draw: Contestant	Event Points	Score	Time	All Around Points	Payout
17 STEVENS, LATHEN	10.00	0.0	11.760	10.00	0.00
6 FITE, TANNER	9.00	0.0	13.900	9.00	0.00
20 HUFFMAN, SAM	8.00	0.0	14.500	8.00	0.00
12 WOODWARD, BRENT	7.00	0.0	15.640	7.00	0.00
13 PETERSON, JON	6.00	0.0	19.650	6.00	0.00
7 JOHNSON, RANCE	5.00	0.0	20.800	5.00	0.00
4 ROBERTS, CORD	4.00	0.0	21.570	4.00	0.00
22 KAMMERER, JACOB	3.00	0.0	22.350	3.00	0.00
23 FORTUNE, RILEY	2.00	0.0	24.830	2.00	0.00
1 SCHAACK, WYNN	1.00	0.0	24.980	1.00	0.00
26 GOOD, CARSON	0.00	0.0	26.960	0.00	0.00
3 PAZOUR, KADEN	0.00	0.0	27.860	0.00	0.00
9 KESSLER, LUCAS	0.00	0.0	100.000	0.00	0.00
25 BYRNE, TYLER	0.00	0.0	100.000	0.00	0.00
8 SCHUELKE, WYATT	0.00	0.0	100.000	0.00	0.00
28 ELSHERE, TREY	0.00	0.0	100.000	0.00	0.00
10 SMITH, JAYKOB	0.00	0.0	100.000	0.00	0.00
18 SMITH, NOLAN	0.00	0.0	100.000	0.00	0.00
2 MONNENS, WADE	0.00	0.0	100.000	0.00	0.00



Listing of Scores by Rodeo

NURC #1

1st Go


19	ARNESON, TARIN	0.00	0.0	100.000	0.00	0.00
14	CLARK, KOLTER	0.00	0.0	100.000	0.00	0.00
15	WILSON, CASH	0.00	0.0	100.000	0.00	0.00
27	BOLDON, BAXTER	0.00	0.0	100.000	0.00	0.00
5	BAKER, BRAND	0.00	0.0	100.000	0.00	0.00
24	HENINGER, LUKE	0.00	0.0	100.000	0.00	0.00
21	KIRWAN, JD	0.00	0.0	100.000	0.00	0.00
16	FANNING, RHETT	0.00	0.0	100.000	0.00	0.00
29	BROWN, WINSTON	0.00	0.0	100.000	0.00	0.00
11	KINSELLA, KADE	0.00	0.0	100.000	0.00	0.00

Event: Sr Bull Riding

Draw: Contestant	Event Points	Score	Time	All Around Points	Payout	
4	SCHMIDT, TJ	10.00	68.0	0.000	10.00	0.00
7	JESSOP, JADEN	9.00	65.0	0.000	9.00	0.00
5	SCHALESKY, JACOB	0.00	0.0	0.000	0.00	0.00
3	FERGUSON, WACEY	0.00	0.0	0.000	0.00	0.00
1	SCHLABACH, RYAN	0.00	0.0	0.000	0.00	0.00
2	GARRETT, MORGEN	0.00	0.0	0.000	0.00	0.00
10	JOHNSON, HUNTER	0.00	0.0	0.000	0.00	0.00
6	EDOFF, TRAE	0.00	0.0	0.000	0.00	0.00
8	JOHNSON, HUDSON	0.00	0.0	0.000	0.00	0.00
9	ALLEN, TEE	0.00	0.0	0.000	0.00	0.00

Event: Sr Girls Barrels

Draw: Contestant	Event Points	Score	Time	All Around Points	Payout	
40	BLASIUS, JOSIE	10.00	0.0	17.470	10.00	0.00
6	WOODWARD, MARLENE	9.00	0.0	17.523	9.00	0.00
1	RAYHILL, KARISSA	8.00	0.0	17.575	8.00	0.00
33	CARLEY, JOEY	7.00	0.0	17.599	7.00	0.00
9	REINHERT, TRISTA	6.00	0.0	17.600	6.00	0.00
4	RYAN, JESSICA	5.00	0.0	17.647	5.00	0.00
22	WILLIAMS, JAICEE	4.00	0.0	17.662	4.00	0.00
37	FUERST, SYDNEY	3.00	0.0	17.670	3.00	0.00
39	PHILIPSEN, BRIANNA	2.00	0.0	17.800	2.00	0.00
3	CASPERS, KASSIDY	1.00	0.0	17.976	1.00	0.00
5	MARCH, MADISON	0.00	0.0	18.028	0.00	0.00
2	CLEMETSON, BRIANNA	0.00	0.0	18.123	0.00	0.00
20	RAYHILL, KEISHA	0.00	0.0	18.123	0.00	0.00
13	RYAN, MOLLY	0.00	0.0	18.146	0.00	0.00
44	FORTUNE, TA TE	0.00	0.0	18.175	0.00	0.00
27	STEVENS, AUBREE	0.00	0.0	18.289	0.00	0.00
34	WEYER, TRINITY	0.00	0.0	18.324	0.00	0.00
19	GAER, TORI	0.00	0.0	18.489	0.00	0.00
14	MCCOY, LEXI	0.00	0.0	18.674	0.00	0.00
8	MARCH, CASSIDY	0.00	0.0	18.709	0.00	0.00
21	HAINES, LENA E	0.00	0.0	18.720	0.00	0.00
12	MILLER, MIKENZY	0.00	0.0	18.757	0.00	0.00
10	GRUBL, BRITTANY	0.00	0.0	18.808	0.00	0.00
30	ADDISON, JAMILYN	0.00	0.0	18.825	0.00	0.00
24	GARRETT, MADDIE	0.00	0.0	18.874	0.00	0.00
25	PETERSON, JESSICA	0.00	0.0	18.958	0.00	0.00
11	OSMOTHERLY, ZOEY	0.00	0.0	18.993	0.00	0.00
28	WARD, KEANNA	0.00	0.0	19.100	0.00	0.00



Listing of Scores by Rodeo


NURC #1

1st Go

32 PETERS, COURTNEY	0.00	0.0	19.137	0.00	0.00
26 SAWVELL, KASSIDY	0.00	0.0	19.219	0.00	0.00
7 HEIL, JESSICA	0.00	0.0	19.249	0.00	0.00
15 VOS, SARAH	0.00	0.0	19.497	0.00	0.00
43 HILLER, SHELBY	0.00	0.0	19.575	0.00	0.00
23 MONTAGUE, TAYLIN	0.00	0.0	19.609	0.00	0.00
18 BREWER, MIRANDA	0.00	0.0	19.693	0.00	0.00
17 WOODWARD, JADYN	0.00	0.0	20.139	0.00	0.00
41 MYERS, SALENA	0.00	0.0	21.819	0.00	0.00
36 BOSWORTH, BAILEY	0.00	0.0	23.400	0.00	0.00
35 WARD, SIERRA	0.00	0.0	24.222	0.00	0.00
38 DEUTSCHER, SAMANTHA	0.00	0.0	24.516	0.00	0.00
29 TRENT, KAYLEE	0.00	0.0	28.912	0.00	0.00
31 MCCOY, KATIE	0.00	0.0	100.000	0.00	0.00
42 LAUNG, TATUM	0.00	0.0	100.000	0.00	0.00
16 MCCOY, RACHAEL	0.00	0.0	100.000	0.00	0.00

Event: Sr Girls Breakaway

Draw: Contestant	Event Points	Score	Time	All Around Points	Payout
35 PETERS, COURTNEY	10.00	0.0	3.210	10.00	0.00
36 BLASIUS, JOSIE	9.00	0.0	4.800	9.00	0.00
39 RAYHILL, KARISSA	8.00	0.0	5.350	8.00	0.00
33 MCCOY, LEXI	7.00	0.0	6.750	7.00	0.00
3 HOWELL, SHAYLA	6.00	0.0	12.040	6.00	0.00
26 MARCH, CASSIDY	5.00	0.0	12.910	5.00	0.00
19 MILLER, MIKENZY	4.00	0.0	13.250	4.00	0.00
20 STEVENS, AUBREE	3.00	0.0	13.440	3.00	0.00
1 MENZEL, TESSA	2.00	0.0	15.310	2.00	0.00
28 PHILIPSEN, BRIANNA	0.00	0.0	100.000	0.00	0.00
41 CASPERS, KASSIDY	0.00	0.0	100.000	0.00	0.00
22 LAUNG, TATUM	0.00	0.0	100.000	0.00	0.00
14 WARD, LASKA	0.00	0.0	100.000	0.00	0.00
12 CLAUSSEN, DAWN	0.00	0.0	100.000	0.00	0.00
24 WILLIAMS, JAICEE	0.00	0.0	100.000	0.00	0.00
9 MOON, ELLE	0.00	0.0	100.000	0.00	0.00
32 ADDISON, JAMILYN	0.00	0.0	100.000	0.00	0.00
17 CARLEY, JOEY	0.00	0.0	100.000	0.00	0.00
31 GAER, TORI	0.00	0.0	100.000	0.00	0.00
18 ARNESON, TANIELLE	0.00	0.0	100.000	0.00	0.00
21 CLARK, KAYLEE	0.00	0.0	100.000	0.00	0.00
6 SAWVELL, KASSIDY	0.00	0.0	100.000	0.00	0.00
29 OSMOTHERLY, ZOEY	0.00	0.0	100.000	0.00	0.00
30 CLEMETSON, BRIANNA	0.00	0.0	100.000	0.00	0.00
42 WARD, SIERRA	0.00	0.0	100.000	0.00	0.00
15 WARD, KEANNA	0.00	0.0	100.000	0.00	0.00
11 WICKRE, BAILEY	0.00	0.0	100.000	0.00	0.00
38 HILLER, SHELBY	0.00	0.0	100.000	0.00	0.00
37 REINHERT, TRISTA	0.00	0.0	100.000	0.00	0.00
5 MONTAGUE, TAYLIN	0.00	0.0	100.000	0.00	0.00
23 HEITSCH, SHAELYNNE	0.00	0.0	100.000	0.00	0.00
27 HEITSCH, WHITLEY	0.00	0.0	100.000	0.00	0.00
34 MCCOY, RACHAEL	0.00	0.0	100.000	0.00	0.00
4 BROWN, WACEY	0.00	0.0	100.000	0.00	0.00



Listing of Scores by Rodeo

NURC #1

1st Go


10	WOODWARD, MARLENE	0.00	0.0	100.000	0.00	0.00
40	WOODWARD, JADYN	0.00	0.0	100.000	0.00	0.00
2	RYAN, MOLLY	0.00	0.0	100.000	0.00	0.00
8	RYAN, JESSICA	0.00	0.0	100.000	0.00	0.00
16	FUERST, SYDNEY	0.00	0.0	100.000	0.00	0.00
7	FORTUNE, TA TE	0.00	0.0	100.000	0.00	0.00
13	STANGLE, ALAINA	0.00	0.0	100.000	0.00	0.00
25	RAYHILL, KEISHA	0.00	0.0	100.000	0.00	0.00

Event: Sr Girls Goats

Draw:	Contestant	Event Points	Score	Time	All Around Points	Payout
15	GAER, TORI	10.00	0.0	9.190	10.00	0.00
27	CLEMETSON, BRIANNA	9.00	0.0	9.220	9.00	0.00
8	CLARK, KAYLEE	8.00	0.0	9.440	8.00	0.00
20	CARLEY, JOEY	7.00	0.0	9.650	7.00	0.00
4	WARD, SIERRA	6.00	0.0	9.900	6.00	0.00
26	CASPERS, KASSIDY	5.00	0.0	10.020	5.00	0.00
5	LAUING, TATUM	4.00	0.0	11.150	4.00	0.00
1	RAYHILL, KARISSA	3.00	0.0	11.190	3.00	0.00
10	WARD, KEANNA	2.00	0.0	11.440	2.00	0.00
3	RYAN, MOLLY	1.00	0.0	11.630	1.00	0.00
13	WOODWARD, MARLENE	0.00	0.0	11.900	0.00	0.00
31	HILLER, SHELBY	0.00	0.0	11.960	0.00	0.00
16	PETERSON, JESSICA	0.00	0.0	12.370	0.00	0.00
28	MONTAGUE, TAYLIN	0.00	0.0	13.250	0.00	0.00
18	BREWER, MIRANDA	0.00	0.0	13.260	0.00	0.00
17	MILLER, MIKENZY	0.00	0.0	13.340	0.00	0.00
19	HEITSCH, WHITLEY	0.00	0.0	13.460	0.00	0.00
30	MENZEL, TESSA	0.00	0.0	13.890	0.00	0.00
25	WARD, LASKA	0.00	0.0	14.140	0.00	0.00
29	TRENT, KAYLEE	0.00	0.0	14.620	0.00	0.00
2	VOS, SARAH	0.00	0.0	100.000	0.00	0.00
11	CLAUSSEN, DAWN	0.00	0.0	100.000	0.00	0.00
21	WILLIAMS, JAICEE	0.00	0.0	100.000	0.00	0.00
24	MOON, ELLE	0.00	0.0	100.000	0.00	0.00
23	HOWELL, SHAYLA	0.00	0.0	100.000	0.00	0.00
22	ARNESON, TANIELLE	0.00	0.0	100.000	0.00	0.00
7	SAWVELL, KASSIDY	0.00	0.0	100.000	0.00	0.00
9	REINHERT, TRISTA	0.00	0.0	100.000	0.00	0.00
12	BOSWORTH, BAILEY	0.00	0.0	100.000	0.00	0.00
14	BROWN, WACEY	0.00	0.0	100.000	0.00	0.00
6	RAYHILL, KEISHA	0.00	0.0	100.000	0.00	0.00

Event: Sr Girls Poles

Draw:	Contestant	Event Points	Score	Time	All Around Points	Payout
35	RYAN, JESSICA	10.00	0.0	21.206	10.00	0.00
36	MILLER, MIKENZY	9.00	0.0	21.398	9.00	0.00
39	REINHERT, TRISTA	8.00	0.0	21.579	8.00	0.00
20	GARRETT, MADDIE	7.00	0.0	21.749	7.00	0.00
37	STEVENS, AUBREE	6.00	0.0	22.031	6.00	0.00
24	RAYHILL, KARISSA	5.00	0.0	22.136	5.00	0.00
22	CLEMETSON, BRIANNA	4.00	0.0	22.463	4.00	0.00
11	MARCH, MADISON	3.00	0.0	22.643	3.00	0.00
15	WEYER, TRINITY	2.00	0.0	23.025	2.00	0.00



Listing of Scores by Rodeo


NURC #1

1st Go

2	BOSWORTH, BAILEY	1.00	0.0	23.214	1.00	0.00
29	DEUTSCHER, SAMANTHA	0.00	0.0	23.420	0.00	0.00
13	PHILIPSEN, BRIANNA	0.00	0.0	23.957	0.00	0.00
8	WOODWARD, JADYN	0.00	0.0	24.336	0.00	0.00
17	OSMOTHERLY, ZOEY	0.00	0.0	25.259	0.00	0.00
9	PETERSON, JESSICA	0.00	0.0	26.322	0.00	0.00
12	FUERST, SYDNEY	0.00	0.0	27.267	0.00	0.00
7	RAYHILL, KEISHA	0.00	0.0	27.269	0.00	0.00
19	CARLEY, JOEY	0.00	0.0	27.298	0.00	0.00
25	WARD, KEANNA	0.00	0.0	27.526	0.00	0.00
16	MYERS, SALENA	0.00	0.0	27.964	0.00	0.00
23	WARD, SIERRA	0.00	0.0	28.001	0.00	0.00
32	HILLER, SHELBY	0.00	0.0	28.961	0.00	0.00
30	WOODWARD, MARLENE	0.00	0.0	31.627	0.00	0.00
4	MARCH, CASSIDY	0.00	0.0	31.645	0.00	0.00
18	RYAN, MOLLY	0.00	0.0	32.018	0.00	0.00
27	GRUBL, BRITTANY	0.00	0.0	32.920	0.00	0.00
40	MCCOY, LEXI	0.00	0.0	34.342	0.00	0.00
5	MONTAGUE, TAYLIN	0.00	0.0	34.920	0.00	0.00
34	SAWVELL, KASSIDY	0.00	0.0	35.040	0.00	0.00
6	GAER, TORI	0.00	0.0	37.390	0.00	0.00
10	WILLIAMS, JAICEE	0.00	0.0	37.545	0.00	0.00
33	CASPERS, KASSIDY	0.00	0.0	41.152	0.00	0.00
3	MCCOY, KATIE	0.00	0.0	100.000	0.00	0.00
1	CLAUSSEN, DAWN	0.00	0.0	100.000	0.00	0.00
38	HEIL, JESSICA	0.00	0.0	100.000	0.00	0.00
26	BREWER, MIRANDA	0.00	0.0	100.000	0.00	0.00
31	TRENT, KAYLEE	0.00	0.0	100.000	0.00	0.00
21	HEITSCH, WHITLEY	0.00	0.0	100.000	0.00	0.00
14	MCCOY, RACHAEL	0.00	0.0	100.000	0.00	0.00
28	HAINES, LENA E	0.00	0.0	100.000	0.00	0.00

Event: Sr. Ribbon Roping

Draw	Contestant	Event Points	Score	Time	All Around Points	Payout
20	RAYHILL, KARISSA	10.00	0.0	9.350	10.00	0.00
18	PETERS, COURTNEY	9.00	0.0	11.610	9.00	0.00
16	MOON, ELLE	8.00	0.0	12.960	8.00	0.00
17	MCCOY, LEXI	7.00	0.0	13.980	7.00	0.00
2	CASPERS, KASSIDY	6.00	0.0	14.120	6.00	0.00
3	CLARK, KAYLEE	5.00	0.0	15.020	5.00	0.00
8	WICKRE, BAILEY	4.00	0.0	17.300	4.00	0.00
11	PHILIPSEN, BRIANNA	0.00	0.0	100.000	0.00	0.00
10	MILLER, MIKENZY	0.00	0.0	100.000	0.00	0.00
13	WILLIAMS, JAICEE	0.00	0.0	100.000	0.00	0.00
1	HOWELL, SHAYLA	0.00	0.0	100.000	0.00	0.00
5	GAER, TORI	0.00	0.0	100.000	0.00	0.00
4	BLASIUS, JOSIE	0.00	0.0	100.000	0.00	0.00
7	CLEMETSON, BRIANNA	0.00	0.0	100.000	0.00	0.00
15	WARD, SIERRA	0.00	0.0	100.000	0.00	0.00
14	WARD, KEANNA	0.00	0.0	100.000	0.00	0.00
6	REINHERT, TRISTA	0.00	0.0	100.000	0.00	0.00
9	WOODWARD, MARLENE	0.00	0.0	100.000	0.00	0.00
12	WOODWARD, JADYN	0.00	0.0	100.000	0.00	0.00




Listing of Scores by Rodeo

19 RAYHILL, KEISHA 0.00 0.0 100.000 0.00 0.00

Event: Sr. Team Roping

Draw: Contestant	Event Points	Score	Time	All Around Points	Payout
8 JOHNSON, RANCE (1)	10.00	0.0	12.880	10.00	0.00
8 KAMMERER, JACOB (2)	10.00	0.0	12.880	10.00	0.00
11 CASPERS, KASSIDY (1)	9.00	0.0	20.380	9.00	0.00
11 KINSELLA, KADE (2)	9.00	0.0	20.380	9.00	0.00
25 KESSLER, LUCAS (1)	8.00	0.0	23.030	8.00	0.00
25 HENINGER, LUKE (2)	8.00	0.0	23.030	8.00	0.00
23 KIRWAN, JD (1)	7.00	0.0	24.020	7.00	0.00
23 ARNESON, TARIN (2)	7.00	0.0	24.020	7.00	0.00
20 HOWELL, SHAYLA (1)	6.00	0.0	24.260	6.00	0.00
20 HUFFMAN, SAM (2)	6.00	0.0	24.260	6.00	0.00
13 BYRNE, TYLER (1)	5.00	0.0	36.340	5.00	0.00
13 FANNING, RHETT (2)	5.00	0.0	36.340	5.00	0.00
2 MCCOY, LEXI (1)	4.00	0.0	50.690	4.00	0.00
2 SHORB, SETH (2)	4.00	0.0	50.690	4.00	0.00
1 MARCH, CASSIDY (1)	0.00	0.0	100.000	0.00	0.00
9 GIANNONATTI, JACE (1)	0.00	0.0	100.000	0.00	0.00
10 WARD, GARRETT (1)	0.00	0.0	100.000	0.00	0.00
19 PETERS, COURTNEY (1)	0.00	0.0	100.000	0.00	0.00
5 SMITH, NOLAN (1)	0.00	0.0	100.000	0.00	0.00
18 MONNENS, WADE (1)	0.00	0.0	100.000	0.00	0.00
21 ARNESON, TANIELLE (1)	0.00	0.0	100.000	0.00	0.00
17 CLARK, KAYLEE (1)	0.00	0.0	100.000	0.00	0.00
14 WICKRE, BAILEY (1)	0.00	0.0	100.000	0.00	0.00
3 REINHERT, TRISTA (1)	0.00	0.0	100.000	0.00	0.00
12 SCHAACK, WYNN (1)	0.00	0.0	100.000	0.00	0.00
16 WOODWARD, BRENT (1)	0.00	0.0	100.000	0.00	0.00
4 WOODWARD, JADYN (1)	0.00	0.0	100.000	0.00	0.00
15 GOOD, CARSON (1)	0.00	0.0	100.000	0.00	0.00
6 MOON, ELLE (1)	0.00	0.0	100.000	0.00	0.00
24 FORTUNE, TA TE (1)	0.00	0.0	100.000	0.00	0.00
7 RAYHILL, KEISHA (1)	0.00	0.0	100.000	0.00	0.00
22 OIEN, LAKE (1)	0.00	0.0	100.000	0.00	0.00
17 PHILIPSEN, BRIANNA (2)	0.00	0.0	100.000	0.00	0.00
10 WARD, LASKA (2)	0.00	0.0	100.000	0.00	0.00
21 SCHUELKE, WYATT (2)	0.00	0.0	100.000	0.00	0.00
3 ELSHERE, TREY (2)	0.00	0.0	100.000	0.00	0.00
1 SMITH, JAYKOB (2)	0.00	0.0	100.000	0.00	0.00
6 GAER, TORI (2)	0.00	0.0	100.000	0.00	0.00
19 OSMOTHERLY, ZOEY (2)	0.00	0.0	100.000	0.00	0.00
18 PETERSON, JON (2)	0.00	0.0	100.000	0.00	0.00
24 STEVENS, LATHEN (2)	0.00	0.0	100.000	0.00	0.00
12 FITE, TANNER (2)	0.00	0.0	100.000	0.00	0.00
5 ROBERTS, CORD (2)	0.00	0.0	100.000	0.00	0.00
15 BROWN, WINSTON (2)	0.00	0.0	100.000	0.00	0.00
4 WOODWARD, MARLENE (2)	0.00	0.0	100.000	0.00	0.00
9 FORTUNE, RILEY (2)	0.00	0.0	100.000	0.00	0.00
14 PAZOUR, KADEN (2)	0.00	0.0	100.000	0.00	0.00
16 BOLDON, BAXTER (2)	0.00	0.0	100.000	0.00	0.00
7 RAYHILL, KARISSA (2)	0.00	0.0	100.000	0.00	0.00



South Dakota 4-H

Listing of Scores by Rodeo

08/06/2016

NURC #1

Page 16

1st Go

0 HILLER, SHELBY (2)

0.00

0.0

100.000

0.00

0.00