

South Dakota 4-H

Listing of Scores by Rodeo

07/17/2016

MELLETTE COUNTY

Page 1


1st Go

Event: Jr Boys Breakaway

Draw: Contestant	Event Points	Score	Time	All Around Points	Payout
13 PETERSEK, LINKYN	10.00	0.0	2.100	10.00	0.00
36 CHASE ALONE, HADEN	9.00	0.0	3.470	9.00	0.00
21 WILLIAMS, BURKE	8.00	0.0	4.720	8.00	0.00
28 SCHENEFELD, BURNER	7.00	0.0	7.430	7.00	0.00
31 OLSON, WYATT	6.00	0.0	12.870	6.00	0.00
17 STUKEL, PIERCE	5.00	0.0	16.320	5.00	0.00
29 PERRY, OWEN	4.00	0.0	17.850	4.00	0.00
22 HEATH, SETH	3.00	0.0	18.880	3.00	0.00
25 TOPLE, SLATER	2.00	0.0	19.630	2.00	0.00
14 HILL, TYSON	0.00	0.0	100.000	0.00	0.00
11 HILL, TATEN	0.00	0.0	100.000	0.00	0.00
35 VANDERPOL, WESTON	0.00	0.0	100.000	0.00	0.00
6 OLSON, TRACER	0.00	0.0	100.000	0.00	0.00
10 ECOFFEY, JULES	0.00	0.0	100.000	0.00	0.00
7 SPENCER, TRISTAN	0.00	0.0	100.000	0.00	0.00
12 PAXTON, SULLY	0.00	0.0	100.000	0.00	0.00
30 SHELBOURN, STETSON	0.00	0.0	100.000	0.00	0.00
18 GARNOS, MCCALL	0.00	0.0	100.000	0.00	0.00
24 KING, NATHANIAL	0.00	0.0	100.000	0.00	0.00
8 VANLIERE, SHAWN	0.00	0.0	100.000	0.00	0.00
15 GOURNEAU, TEAGAN	0.00	0.0	100.000	0.00	0.00
9 FLOYD, TYSON	0.00	0.0	100.000	0.00	0.00
23 HEATHERSHAW, MATTHEW	0.00	0.0	100.000	0.00	0.00
1 HEATHERSHAW, MALCOLM	0.00	0.0	100.000	0.00	0.00
41 LARSON, JESSE	0.00	0.0	100.000	0.00	0.00
2 KNOX, TREYTON	0.00	0.0	100.000	0.00	0.00
38 WEST, WALKER	0.00	0.0	100.000	0.00	0.00
32 BELKHAM, PADEN	0.00	0.0	100.000	0.00	0.00
4 HOSTUTLER, JESSE	0.00	0.0	100.000	0.00	0.00
34 REIS, BUSTER	0.00	0.0	100.000	0.00	0.00
27 REIS, SWADE	0.00	0.0	100.000	0.00	0.00
40 ALLEN, TY	0.00	0.0	100.000	0.00	0.00
3 BYRNE, JADE	0.00	0.0	100.000	0.00	0.00
42 CORDES, KIPP	0.00	0.0	100.000	0.00	0.00
39 MOORE, DALTON	0.00	0.0	100.000	0.00	0.00
20 PALMER, LAYNE	0.00	0.0	100.000	0.00	0.00
19 PHILLIPS, GARRET	0.00	0.0	100.000	0.00	0.00
16 PORCH, DALTON	0.00	0.0	100.000	0.00	0.00
37 SCOTT, STRAN	0.00	0.0	100.000	0.00	0.00
26 TETRAULT, TREY	0.00	0.0	100.000	0.00	0.00
33 WARD, RIDGE	0.00	0.0	100.000	0.00	0.00
5 WILLIAMS, TYUS	0.00	0.0	100.000	0.00	0.00

Event: Jr Boys Cattle Ridin

Draw: Contestant	Event Points	Score	Time	All Around Points	Payout
4 SHIPPY, RILEY	10.00	65.0	0.000	10.00	0.00
10 HILL, TYSON	0.00	0.0	0.000	0.00	0.00
3 ECOFFEY, JULES	0.00	0.0	0.000	0.00	0.00
7 KNOX, TREYTON	0.00	0.0	0.000	0.00	0.00
2 ALLEN, TY	0.00	0.0	0.000	0.00	0.00
8 CORDES, KIPP	0.00	0.0	0.000	0.00	0.00



Listing of Scores by Rodeo


MELLETTTE COUNTY

1st Go

9 JUNGWIRTH, JAXON	0.00	0.0	0.000	0.00	0.00
1 LARSON, JESSE	0.00	0.0	0.000	0.00	0.00
5 MORELAND, BRAXTON	0.00	0.0	0.000	0.00	0.00
6 STERKEL, PEYTON	0.00	0.0	0.000	0.00	0.00

Event: Jr Boys Flag Race

Draw: Contestant	Event Points	Score	Time	All Around Points	Payout
33 KING, NATHANIAL	10.00	0.0	8.928	10.00	0.00
19 HEATHERSHAW, MALCOLM	9.00	0.0	9.042	9.00	0.00
44 PETERSEK, LINKYN	8.00	0.0	9.206	8.00	0.00
23 PAXTON, SULLY	7.00	0.0	9.413	7.00	0.00
4 CORDES, KIPP	6.00	0.0	9.633	6.00	0.00
7 VANLIERE, SHAWN	5.00	0.0	9.659	5.00	0.00
20 WARD, RIDGE	4.00	0.0	9.805	4.00	0.00
22 SCOTT, STRAN	3.00	0.0	10.021	3.00	0.00
28 ALLEN, TY	2.00	0.0	10.220	2.00	0.00
30 SCHENEFELD, BURNER	1.00	0.0	10.260	1.00	0.00
1 STUKEL, PIERCE	0.00	0.0	10.300	0.00	0.00
21 MOORE, DALTON	0.00	0.0	10.445	0.00	0.00
39 BELKHAM, PADEN	0.00	0.0	10.992	0.00	0.00
11 HILL, TATEN	0.00	0.0	11.191	0.00	0.00
3 PERRY, OWEN	0.00	0.0	12.083	0.00	0.00
31 GARNOS, MCCALL	0.00	0.0	12.745	0.00	0.00
15 VANDERPOL, TEIGAN	0.00	0.0	14.165	0.00	0.00
35 HILL, TYSON	0.00	0.0	100.000	0.00	0.00
40 CHASE ALONE, HADEN	0.00	0.0	100.000	0.00	0.00
36 OLSON, WYATT	0.00	0.0	100.000	0.00	0.00
6 VANDERPOL, WESTON	0.00	0.0	100.000	0.00	0.00
12 OLSON, TRACER	0.00	0.0	100.000	0.00	0.00
5 SPENCER, TRISTAN	0.00	0.0	100.000	0.00	0.00
17 SHELBOURN, STETSON	0.00	0.0	100.000	0.00	0.00
8 GOURNEAU, TEAGAN	0.00	0.0	100.000	0.00	0.00
26 FLOYD, TYSON	0.00	0.0	100.000	0.00	0.00
10 HEATHERSHAW, MATTHEW	0.00	0.0	100.000	0.00	0.00
13 LARSON, JESSE	0.00	0.0	100.000	0.00	0.00
34 TOPLE, SLATER	0.00	0.0	100.000	0.00	0.00
32 KNOX, TREYTON	0.00	0.0	100.000	0.00	0.00
9 WEST, WALKER	0.00	0.0	100.000	0.00	0.00
27 HOSTUTLER, JESSE	0.00	0.0	100.000	0.00	0.00
29 REIS, BUSTER	0.00	0.0	100.000	0.00	0.00
45 REIS, SWADE	0.00	0.0	100.000	0.00	0.00
43 HEATH, SETH	0.00	0.0	100.000	0.00	0.00
14 BLAIR, MAXX	0.00	0.0	100.000	0.00	0.00
25 BYRNE, JADE	0.00	0.0	100.000	0.00	0.00
41 JUNGWIRTH, JAXON	0.00	0.0	100.000	0.00	0.00
2 PALMER, LAYNE	0.00	0.0	100.000	0.00	0.00
42 PHILLIPS, GARRET	0.00	0.0	100.000	0.00	0.00
38 PORCH, DALTON	0.00	0.0	100.000	0.00	0.00
18 STEVENS, CLAY	0.00	0.0	100.000	0.00	0.00
24 TETRAULT, TREY	0.00	0.0	100.000	0.00	0.00
37 WILLIAMS, BURKE	0.00	0.0	100.000	0.00	0.00
16 WILLIAMS, TYUS	0.00	0.0	100.000	0.00	0.00



South Dakota 4-H

Listing of Scores by Rodeo

07/17/2016

MELLETTTE COUNTY

Page 3


1st Go

Event: Jr Boys Goats

Draw: Contestant	Event Points	Score	Time	All Around Points	Payout
38 CHASE ALONE, HADEN	10.00	0.0	11.090	10.00	0.00
15 HOSTUTLER, JESSE	9.00	0.0	11.190	9.00	0.00
34 CORDES, KIPP	8.00	0.0	11.510	8.00	0.00
10 PAXTON, SULLY	7.00	0.0	11.710	7.00	0.00
27 PETERSEK, LINKYN	6.00	0.0	12.510	6.00	0.00
14 TOPLE, SLATER	5.00	0.0	12.620	5.00	0.00
21 PALMER, LAYNE	4.00	0.0	13.840	4.00	0.00
16 REIS, SWADE	3.00	0.0	13.940	3.00	0.00
26 ALLEN, TY	2.00	0.0	13.960	2.00	0.00
36 VANLIERE, SHAWN	1.00	0.0	14.180	1.00	0.00
6 SCHENEFELD, BURNER	0.00	0.0	14.210	0.00	0.00
18 PHILLIPS, GARRET	0.00	0.0	14.700	0.00	0.00
7 PORCH, DALTON	0.00	0.0	14.960	0.00	0.00
5 OLSON, TRACER	0.00	0.0	16.060	0.00	0.00
28 VANDERPOL, WESTON	0.00	0.0	16.740	0.00	0.00
11 OLSON, WYATT	0.00	0.0	17.450	0.00	0.00
29 BLAIR, MAXX	0.00	0.0	17.500	0.00	0.00
8 SPENCER, TRISTAN	0.00	0.0	17.740	0.00	0.00
30 BELKHAM, PADEN	0.00	0.0	18.070	0.00	0.00
35 KNOX, TREYTON	0.00	0.0	18.130	0.00	0.00
1 BYRNE, JADE	0.00	0.0	18.340	0.00	0.00
31 WILLIAMS, TYUS	0.00	0.0	18.340	0.00	0.00
20 WILLIAMS, BURKE	0.00	0.0	18.480	0.00	0.00
32 HEATH, SETH	0.00	0.0	19.010	0.00	0.00
12 GARNOS, MCCALL	0.00	0.0	19.570	0.00	0.00
9 MOORE, DALTON	0.00	0.0	19.840	0.00	0.00
13 WEST, WALKER	0.00	0.0	20.250	0.00	0.00
33 STEVENS, CLAY	0.00	0.0	20.840	0.00	0.00
24 WARD, RIDGE	0.00	0.0	21.450	0.00	0.00
37 STUKEL, PIERCE	0.00	0.0	22.190	0.00	0.00
23 JUNGWIRTH, JAXON	0.00	0.0	22.480	0.00	0.00
4 HILL, TATEN	0.00	0.0	22.620	0.00	0.00
17 HILL, TYSON	0.00	0.0	24.100	0.00	0.00
25 VANDERPOL, TEIGAN	0.00	0.0	26.830	0.00	0.00
22 GOURNEAU, TEAGAN	0.00	0.0	100.000	0.00	0.00
39 FLOYD, TYSON	0.00	0.0	100.000	0.00	0.00
2 LARSON, JESSE	0.00	0.0	100.000	0.00	0.00
19 REIS, BUSTER	0.00	0.0	100.000	0.00	0.00
3 TETRAULT, TREY	0.00	0.0	100.000	0.00	0.00

Event: Jr Girls Barrels

Draw: Contestant	Event Points	Score	Time	All Around Points	Payout
11 HAVLIK, HANNAH	10.00	0.0	17.595	10.00	0.00
3 HEATH, SAYDEE	9.00	0.0	17.803	9.00	0.00
25 PETERSON, SIDNEY	8.00	0.0	17.915	8.00	0.00
34 PAULY, LEAHA	7.00	0.0	17.958	7.00	0.00
38 STROUP, TAYLEE	6.00	0.0	17.969	6.00	0.00
30 STARR, TARYN	5.00	0.0	17.971	5.00	0.00
26 WESTPHAL, KATELYNN	4.00	0.0	18.061	4.00	0.00
24 HOFFINE, ASHLYN	3.00	0.0	18.068	3.00	0.00
19 GROPPER, TAWNY	2.00	0.0	18.070	2.00	0.00



Listing of Scores by Rodeo


MELLETTE COUNTY

1st Go

12	CORDES, PIPER		0.50	0.0	18.140	0.50	0.00
22	HUSSEY, SIDNEY		0.50	0.0	18.140	0.50	0.00
13	MCCORD, SIDNEY	(N/M)	0.00	0.0	18.250	0.00	0.00
15	RETZER, KODI		0.00	0.0	18.376	0.00	0.00
9	ROMERO, SUMMER		0.00	0.0	18.523	0.00	0.00
39	STEVENS, JOSI		0.00	0.0	18.669	0.00	0.00
7	MCCORD, JOSIE		0.00	0.0	18.704	0.00	0.00
4	LIVERMONT, CJ		0.00	0.0	18.707	0.00	0.00
32	FAGERHAUG, RAYLEE		0.00	0.0	18.718	0.00	0.00
21	BUETTNER, JORDYN		0.00	0.0	18.877	0.00	0.00
31	ELWOOD, HALEIGH		0.00	0.0	19.139	0.00	0.00
20	ELWOOD, KEELEIGH		0.00	0.0	19.344	0.00	0.00
35	RED HAWK, TASHINA		0.00	0.0	19.375	0.00	0.00
5	MUNSEN, CHLOE		0.00	0.0	20.290	0.00	0.00
10	DERR, AUDRA		0.00	0.0	20.309	0.00	0.00
6	BLAIR, LANIE		0.00	0.0	20.314	0.00	0.00
29	FORMAN, DALE LEE		0.00	0.0	20.713	0.00	0.00
14	SCOTT, TATUM		0.00	0.0	20.731	0.00	0.00
23	WESTPHAL, LACEY		0.00	0.0	21.114	0.00	0.00
36	HANSON, PIPER		0.00	0.0	21.469	0.00	0.00
37	MAMMEN, KYLA		0.00	0.0	21.568	0.00	0.00
28	LIVERMONT, CHYE		0.00	0.0	22.371	0.00	0.00
17	STEVENS, LAYNI		0.00	0.0	22.395	0.00	0.00
8	HANSON, RAMEE JO	(N/M)	0.00	0.0	22.896	0.00	0.00
1	WOODWARD, JESSICA		0.00	0.0	23.110	0.00	0.00
16	HOFFINE, BAYLIE		0.00	0.0	24.059	0.00	0.00
33	MCDONNELL, KATIE		0.00	0.0	25.291	0.00	0.00
27	HAVLIK, KATE		0.00	0.0	28.351	0.00	0.00
18	ECOFFEY, JADE		0.00	0.0	39.589	0.00	0.00
2	BRUNSCH, HANNA		0.00	0.0	100.000	0.00	0.00

Event: Jr Girls Breakaway

Draw:	Contestant	Event Points	Score	Time	All Around Points	Payout
19	STEVENS, JOSI	10.00	0.0	5.050	10.00	0.00
7	MUNSEN, CHLOE	9.00	0.0	6.430	9.00	0.00
25	HAVLIK, HANNAH	8.00	0.0	7.690	8.00	0.00
21	ROMERO, SUMMER	7.00	0.0	7.950	7.00	0.00
3	STEVENS, LAYNI	6.00	0.0	23.910	6.00	0.00
5	RETZER, KODI	5.00	0.0	25.760	5.00	0.00
6	BUETTNER, JORDYN	0.00	0.0	100.000	0.00	0.00
13	CORDES, PIPER	0.00	0.0	100.000	0.00	0.00
14	FORMAN, DALE LEE	0.00	0.0	100.000	0.00	0.00
24	HANSON, PIPER	0.00	0.0	100.000	0.00	0.00
16	LIVERMONT, CJ	0.00	0.0	100.000	0.00	0.00
10	STARR, TARYN	0.00	0.0	100.000	0.00	0.00
17	STROUP, TAYLEE	0.00	0.0	100.000	0.00	0.00
11	WESTPHAL, KATELYNN	0.00	0.0	100.000	0.00	0.00
22	WOODWARD, JESSICA	0.00	0.0	100.000	0.00	0.00
9	MCCORD, JOSIE	0.00	0.0	100.000	0.00	0.00
15	MCCORD, SIDNEY	(N/M)	0.00	0.0	100.000	0.00
8	KAISER, ARISTA	0.00	0.0	100.000	0.00	0.00
23	BRUNSCH, HANNA	0.00	0.0	100.000	0.00	0.00
20	ELWOOD, HALEIGH	0.00	0.0	100.000	0.00	0.00



Listing of Scores by Rodeo

MELLETTE COUNTY

1st Go


18 HANSON, RAMEE JO	(N/M)	0.00	0.0	100.000	0.00	0.00
12 ELWOOD, KEELEIGH		0.00	0.0	100.000	0.00	0.00
4 PETERSON, SIDNEY		0.00	0.0	100.000	0.00	0.00
1 HAVLIK, KATE		0.00	0.0	100.000	0.00	0.00
2 HEATH, SAYDEE		0.00	0.0	100.000	0.00	0.00
26 HOFFINE, ASHLYN		0.00	0.0	100.000	0.00	0.00

Event: Jr Girls Goats

Draw: Contestant		Event Points	Score	Time	All Around Points	Payout
6 FORMAN, DALE LEE		10.00	0.0	9.440	10.00	0.00
4 HAVLIK, HANNAH		9.00	0.0	10.070	9.00	0.00
5 STROUP, TAYLEE		8.00	0.0	10.120	8.00	0.00
11 HEATH, SAYDEE		7.00	0.0	10.620	7.00	0.00
33 KAISER, ARISTA		6.00	0.0	10.640	6.00	0.00
32 HIGH HAWK, VALANDRA		5.00	0.0	10.660	5.00	0.00
15 RISSE, ISABEL		4.00	0.0	10.690	4.00	0.00
31 STEVENS, LAYNI		3.00	0.0	10.770	3.00	0.00
8 HANSON, RAMEE JO	(N/M)	0.00	0.0	10.860	0.00	0.00
18 HOFFINE, BAYLIE		2.00	0.0	11.050	2.00	0.00
22 CORDES, PIPER		1.00	0.0	11.620	1.00	0.00
25 WESTPHAL, KATELYNN		0.00	0.0	11.670	0.00	0.00
21 HAVLIK, KATE		0.00	0.0	12.550	0.00	0.00
17 GROPPER, TAWNY		0.00	0.0	13.370	0.00	0.00
16 RETZER, KODI		0.00	0.0	13.440	0.00	0.00
29 WOODWARD, JESSICA		0.00	0.0	13.750	0.00	0.00
12 PETERSON, SIDNEY		0.00	0.0	14.010	0.00	0.00
28 HUSSEY, SIDNEY		0.00	0.0	14.180	0.00	0.00
19 MCCORD, SIDNEY	(N/M)	0.00	0.0	14.290	0.00	0.00
9 BLAIR, LANIE		0.00	0.0	14.630	0.00	0.00
2 BUETTNER, JORDYN		0.00	0.0	15.230	0.00	0.00
10 DERR, AUDRA		0.00	0.0	15.960	0.00	0.00
30 ELWOOD, HALEIGH		0.00	0.0	16.660	0.00	0.00
3 MCCORD, JOSIE		0.00	0.0	16.730	0.00	0.00
27 SCOTT, TATUM		0.00	0.0	17.370	0.00	0.00
13 LIVERMONT, CJ		0.00	0.0	19.700	0.00	0.00
26 MAMMEN, KYLA		0.00	0.0	19.880	0.00	0.00
23 WESTPHAL, LACEY		0.00	0.0	21.800	0.00	0.00
1 HANSON, PIPER		0.00	0.0	23.270	0.00	0.00
24 STEVENS, JOSI		0.00	0.0	100.000	0.00	0.00
7 BRUNSCH, HANNA		0.00	0.0	100.000	0.00	0.00
20 ELWOOD, KEELEIGH		0.00	0.0	100.000	0.00	0.00
14 FAGERHAUG, RAYLEE		0.00	0.0	100.000	0.00	0.00

Event: Jr Girls Poles

Draw: Contestant		Event Points	Score	Time	All Around Points	Payout
4 CORDES, PIPER		10.00	0.0	22.260	10.00	0.00
15 LIVERMONT, CJ		9.00	0.0	22.410	9.00	0.00
5 MCCORD, SIDNEY	(N/M)	0.00	0.0	22.610	0.00	0.00
24 WOODWARD, JESSICA		8.00	0.0	22.810	8.00	0.00
9 PETERSON, SIDNEY		7.00	0.0	23.360	7.00	0.00
30 ELWOOD, KEELEIGH		6.00	0.0	23.480	6.00	0.00
13 FAGERHAUG, RAYLEE		5.00	0.0	24.620	5.00	0.00
6 HUSSEY, SIDNEY		4.00	0.0	24.990	4.00	0.00
36 HANSON, PIPER		3.00	0.0	26.850	3.00	0.00



Listing of Scores by Rodeo


MELLETTE COUNTY

1st Go

29 STEVENS, JOSI		2.00	0.0	27.280	2.00	0.00
25 STARR, TARYN		1.00	0.0	27.320	1.00	0.00
16 STROUP, TAYLEE		0.00	0.0	27.460	0.00	0.00
14 HOFFINE, ASHLYN		0.00	0.0	27.610	0.00	0.00
26 RETZER, KODI		0.00	0.0	27.620	0.00	0.00
18 HANSON, RAMEE JO	(N/M)	0.00	0.0	27.710	0.00	0.00
28 HOFFINE, BAYLIE		0.00	0.0	27.780	0.00	0.00
8 STEVENS, LAYNI		0.00	0.0	27.950	0.00	0.00
11 ELWOOD, HALEIGH		0.00	0.0	28.540	0.00	0.00
21 WESTPHAL, LACEY		0.00	0.0	28.860	0.00	0.00
34 MAMMEN, KYLA		0.00	0.0	29.180	0.00	0.00
37 GROPPER, TAWNY		0.00	0.0	29.800	0.00	0.00
22 LIVERMONT, CHYE		0.00	0.0	30.080	0.00	0.00
7 ROMERO, SUMMER		0.00	0.0	31.240	0.00	0.00
1 DERR, AUDRA		0.00	0.0	31.430	0.00	0.00
20 FORMAN, DALE LEE		0.00	0.0	31.720	0.00	0.00
10 HEATH, SAYDEE		0.00	0.0	31.920	0.00	0.00
17 SCOTT, TATUM		0.00	0.0	32.090	0.00	0.00
12 ECOFFEY, JADE		0.00	0.0	32.750	0.00	0.00
27 PAULY, LEAHA		0.00	0.0	32.940	0.00	0.00
23 MCDONNELL, KATIE		0.00	0.0	34.860	0.00	0.00
2 WESTPHAL, KATELYNN		0.00	0.0	35.720	0.00	0.00
31 MCCORD, JOSIE		0.00	0.0	35.900	0.00	0.00
33 MUNSEN, CHLOE		0.00	0.0	37.740	0.00	0.00
32 HAVLIK, HANNAH		0.00	0.0	38.240	0.00	0.00
3 BUETTNER, JORDYN		0.00	0.0	100.000	0.00	0.00
35 BRUNSCH, HANNA		0.00	0.0	100.000	0.00	0.00
19 HAVLIK, KATE		0.00	0.0	100.000	0.00	0.00

Event: Jr Jr Barrels

Draw: Contestant	Event Points	Score	Time	All Around Points	Payout
17 AMIOTTE, BREEZY	10.00	0.0	18.036	10.00	0.00
22 DIEDRICHS, LIBBY	9.00	0.0	18.141	9.00	0.00
6 GRAN, CAYSEN	8.00	0.0	18.514	8.00	0.00
9 DEHNING, RAYLYNN	7.00	0.0	18.616	7.00	0.00
7 GOSS, PIPER	6.00	0.0	19.958	6.00	0.00
19 KNOLL, BROOKE	5.00	0.0	20.713	5.00	0.00
4 MUNSEN, KIRSTIE	4.00	0.0	21.206	4.00	0.00
2 PETERSEK, PRESLIE	3.00	0.0	21.531	3.00	0.00
8 ELWOOD, WILEY	2.00	0.0	21.559	2.00	0.00
16 SCHMIDT, RHONE	1.00	0.0	22.658	1.00	0.00
23 GROPPER, MYLEE	0.00	0.0	23.705	0.00	0.00
18 WILLIAMS, ISABELLA	0.00	0.0	23.882	0.00	0.00
5 CAHOY, WESTLIE	0.00	0.0	24.146	0.00	0.00
21 HAVLIK, HOLDEN	0.00	0.0	25.823	0.00	0.00
14 MCCORD, RYLEE	0.00	0.0	26.690	0.00	0.00
13 GARNOS, TEXI	0.00	0.0	27.559	0.00	0.00
1 BYRNE, KAYLEE	0.00	0.0	29.971	0.00	0.00
3 GARNOS, MESA	0.00	0.0	33.743	0.00	0.00
11 SCHMIDT, HAZIN	0.00	0.0	34.125	0.00	0.00
10 MARSHALL, JAYLYNN	0.00	0.0	34.373	0.00	0.00
15 MCDONNELL, ELLEN	0.00	0.0	37.607	0.00	0.00
12 WOODWARD, WESTON	0.00	0.0	100.000	0.00	0.00



South Dakota 4-H

Listing of Scores by Rodeo

07/17/2016

MELLETTE COUNTY

Page 7

1st Go

20 BRUNSCH, CHLOE 0.00 0.0 100.000 0.00 0.00

Event: Jr Jr Flag Race


Draw: Contestant	Event Points	Score	Time	All Around Points	Payout
16 AMIOTTE, BREEZY	10.00	0.0	10.794	10.00	0.00
15 GRAN, CAYSEN	9.00	0.0	10.935	9.00	0.00
8 MUNSEN, KIRSTIE	8.00	0.0	11.703	8.00	0.00
18 ELWOOD, WILEY	7.00	0.0	13.154	7.00	0.00
1 HAVLIK, HOLDEN	6.00	0.0	13.650	6.00	0.00
6 SCHMIDT, HAZIN	5.00	0.0	15.106	5.00	0.00
19 GROPPER, MYLEE	4.00	0.0	17.920	4.00	0.00
3 DIEDRICHS, LIBBY	3.00	0.0	19.679	3.00	0.00
9 MCCORD, RYLEE	2.00	0.0	19.695	2.00	0.00
7 GARNOS, MESA	1.00	0.0	20.463	1.00	0.00
4 MCDONNELL, ELLEN	0.00	0.0	25.315	0.00	0.00
14 DEHNING, RAYLYNN	0.00	0.0	31.099	0.00	0.00
5 BYRNE, KAYLEE	0.00	0.0	100.000	0.00	0.00
11 KNOLL, BROOKE	0.00	0.0	100.000	0.00	0.00
2 WOODWARD, WESTON	0.00	0.0	100.000	0.00	0.00
17 KAISER, ABE	0.00	0.0	100.000	0.00	0.00
12 GARNOS, TEXI	0.00	0.0	100.000	0.00	0.00
10 PETERSEK, PRESLIE	0.00	0.0	100.000	0.00	0.00
20 MARSHALL, JAYLYNN	0.00	0.0	100.000	0.00	0.00
13 SCHMIDT, RHONE	0.00	0.0	100.000	0.00	0.00

Event: Jr Jr Goats

Draw: Contestant	Event Points	Score	Time	All Around Points	Payout
1 SCHMIDT, RHONE	10.00	0.0	8.650	10.00	0.00
12 WILLIAMS, ISABELLA	9.00	0.0	9.550	9.00	0.00
17 PETERSEK, PRESLIE	8.00	0.0	9.640	8.00	0.00
10 WOODWARD, WESTON	7.00	0.0	9.900	7.00	0.00
19 DEHNING, RAYLYNN	6.00	0.0	10.000	6.00	0.00
15 KAISER, ABE	5.00	0.0	10.270	5.00	0.00
16 MCCORD, RYLEE	4.00	0.0	10.280	4.00	0.00
20 CAHOY, WESTLIE	3.00	0.0	10.290	3.00	0.00
2 ELWOOD, WILEY	2.00	0.0	10.340	2.00	0.00
4 KNOLL, BROOKE	1.00	0.0	10.450	1.00	0.00
8 HAVLIK, HOLDEN	0.00	0.0	10.460	0.00	0.00
6 DIEDRICHS, LIBBY	0.00	0.0	11.060	0.00	0.00
13 GRAN, CAYSEN	0.00	0.0	11.180	0.00	0.00
22 GROPPER, MYLEE	0.00	0.0	11.540	0.00	0.00
9 MUNSEN, KIRSTIE	0.00	0.0	12.710	0.00	0.00
18 BYRNE, KAYLEE	0.00	0.0	13.260	0.00	0.00
11 AMIOTTE, BREEZY	0.00	0.0	14.170	0.00	0.00
14 GARNOS, MESA	0.00	0.0	14.820	0.00	0.00
5 SCHMIDT, HAZIN	0.00	0.0	16.080	0.00	0.00
7 GOSS, PIPER	0.00	0.0	16.640	0.00	0.00
21 GARNOS, TEXI	0.00	0.0	17.240	0.00	0.00
3 MCDONNELL, ELLEN	0.00	0.0	18.780	0.00	0.00

Event: Jr Jr Poles

Draw: Contestant	Event Points	Score	Time	All Around Points	Payout
22 KNOLL, BROOKE	10.00	0.0	22.690	10.00	0.00
17 WOODWARD, WESTON	9.00	0.0	24.820	9.00	0.00



Listing of Scores by Rodeo

MELLETTE COUNTY

1st Go

5	DIEDRICHS, LIBBY	8.00	0.0	27.650	8.00	0.00
1	MUNSEN, KIRSTIE	7.00	0.0	29.610	7.00	0.00
6	AMIOTTE, BREEZY	6.00	0.0	29.650	6.00	0.00
18	GOSS, PIPER	5.00	0.0	29.790	5.00	0.00
2	ELWOOD, WILEY	4.00	0.0	31.040	4.00	0.00
7	MCCORD, RYLEE	3.00	0.0	31.410	3.00	0.00
21	PETERSEK, PRESLEIE	2.00	0.0	31.580	2.00	0.00
3	CAHOY, WESTLIE	1.00	0.0	31.650	1.00	0.00
11	WILLIAMS, ISABELLA	0.00	0.0	31.780	0.00	0.00
14	GROPPER, MYLEE	0.00	0.0	31.850	0.00	0.00
8	DEHNING, RAYLYNN	0.00	0.0	32.840	0.00	0.00
16	SCHMIDT, RHONE	0.00	0.0	35.590	0.00	0.00
10	GARNOS, MESA	0.00	0.0	37.940	0.00	0.00
20	GRAN, CAYSEN	0.00	0.0	38.170	0.00	0.00
15	SCHMIDT, HAZIN	0.00	0.0	41.230	0.00	0.00
23	MARSHALL, JAYLYNN	0.00	0.0	41.780	0.00	0.00
9	HAVLIK, HOLDEN	0.00	0.0	42.660	0.00	0.00
13	MCDONNELL, ELLEN	0.00	0.0	51.770	0.00	0.00
4	BYRNE, KAYLEE	0.00	0.0	100.000	0.00	0.00
12	BRUNSCH, CHLOE	0.00	0.0	100.000	0.00	0.00
19	GARNOS, TEXI	0.00	0.0	100.000	0.00	0.00

Event: Sr Boys Bareback Rid

Draw:	Contestant	Event Points	Score	Time	All Around Points	Payout
1	WARD, GARRETT	0.00	0.0	0.000	0.00	0.00

Event: Sr Boys Saddle Bronc


Draw:	Contestant	Event Points	Score	Time	All Around Points	Payout
1	WILSON, CASH	10.00	73.0	0.000	10.00	0.00
2	SALONEN, KOLTON	(N/M)	0.00	49.0	0.00	0.00
3	WARD, GARRETT	0.00	0.0	0.000	0.00	0.00

Event: Sr Boys Str Wrstlng

Draw:	Contestant	Event Points	Score	Time	All Around Points	Payout
3	BYRNE, TYLER	10.00	0.0	10.440	10.00	0.00
4	DEAN, BEAU	9.00	0.0	12.090	9.00	0.00
2	SCHMIDT, TRAYER	0.00	0.0	100.000	0.00	0.00
1	HEATH, WILEY	0.00	0.0	100.000	0.00	0.00

Event: Sr Boys Tie Down

Draw:	Contestant	Event Points	Score	Time	All Around Points	Payout
18	HEATH, WILEY	10.00	0.0	14.440	10.00	0.00
1	STEFFEN, BLASIOUS	9.00	0.0	14.580	9.00	0.00
3	CAHOY, WYATT	8.00	0.0	16.520	8.00	0.00
12	WHITNEY, ZANE	7.00	0.0	17.400	7.00	0.00
10	CAHOY, WILL	6.00	0.0	22.920	6.00	0.00
2	WILSON, CASH	5.00	0.0	28.380	5.00	0.00
8	DEAN, BEAU	0.00	0.0	100.000	0.00	0.00
14	OLSON, AUSTIN	0.00	0.0	100.000	0.00	0.00
15	BLOCK, KAELAN	0.00	0.0	100.000	0.00	0.00
13	SCHMIDT, TRAYER	0.00	0.0	100.000	0.00	0.00
7	KNOLL, ETHAN	0.00	0.0	100.000	0.00	0.00
11	PETRIK, BRADY	0.00	0.0	100.000	0.00	0.00
6	PHILLIPS, DAWSON	0.00	0.0	100.000	0.00	0.00
4	STARR, KADE	0.00	0.0	100.000	0.00	0.00



Listing of Scores by Rodeo

MELLETTE COUNTY

1st Go

9 BYRNE, TYLER	0.00	0.0	100.000	0.00	0.00
16 CLARK, KOLTER	0.00	0.0	100.000	0.00	0.00
17 FERNAU, ETHAN	0.00	0.0	100.000	0.00	0.00
5 HANSON, FINN (MASON)	0.00	0.0	100.000	0.00	0.00

Event: Sr Bull Riding

Draw: Contestant	Event Points	Score	Time	All Around Points	Payout
5 SCHLABACH, RYAN	10.00	75.0	0.000	10.00	0.00
7 SCHMIDT, OLATHE	9.00	68.0	0.000	9.00	0.00
1 ALLEN, TEE	8.00	63.0	0.000	8.00	0.00
4 KIRKIE, KALER	0.00	0.0	0.000	0.00	0.00
2 SHIPPY, RIGGIN	0.00	0.0	0.000	0.00	0.00
6 FREDERICK, JACKIE (JW)	0.00	0.0	0.000	0.00	0.00
3 HEINZ, CARTER	0.00	0.0	0.000	0.00	0.00
8 JESSOP, JADEN	0.00	0.0	0.000	0.00	0.00
9 WHITNEY, ZANE	0.00	0.0	0.000	0.00	0.00

Event: Sr Girls Barrels

Draw: Contestant	Event Points	Score	Time	All Around Points	Payout
16 RAYHILL, KARISSA	10.00	0.0	16.948	10.00	0.00
5 LENSEGRAV, KELSEY	9.00	0.0	17.058	9.00	0.00
6 MUNGER, DAWSON	8.00	0.0	17.277	8.00	0.00
7 THEOBALD, ASHLEY	7.00	0.0	17.410	7.00	0.00
10 RETZER, PRAIRIE	6.00	0.0	17.737	6.00	0.00
22 THEOBALD, SYDNEY	5.00	0.0	17.833	5.00	0.00
8 ODENBACH, KARISSA	4.00	0.0	17.975	4.00	0.00
19 LOESCH, SAVANNAH	3.00	0.0	18.024	3.00	0.00
13 VANLIERE, MEGAN	2.00	0.0	18.079	2.00	0.00
20 RAYHILL, KEISHA	1.00	0.0	18.159	1.00	0.00
23 REINERT, TARA	0.00	0.0	18.470	0.00	0.00
18 BOSWORTH, BAILEY	0.00	0.0	18.618	0.00	0.00
21 MUNSEN, KEAH	0.00	0.0	18.618	0.00	0.00
3 GARNOS, KAYT	0.00	0.0	18.973	0.00	0.00
17 KNOLL, KATLYN	0.00	0.0	19.177	0.00	0.00
12 MCDONNELL, ANGIE	0.00	0.0	19.269	0.00	0.00
11 SCHONEBAUM, LAINEE	0.00	0.0	19.331	0.00	0.00
2 KING, LAILA	0.00	0.0	19.601	0.00	0.00
4 SCHWEITZER, BRIAR ROSE	0.00	0.0	20.500	0.00	0.00
15 ECOFFEY, ECHO	0.00	0.0	21.851	0.00	0.00
1 KROGMAN, SAVANNAH	0.00	0.0	22.604	0.00	0.00
14 POINDEXTER, MCKAYLA	0.00	0.0	23.826	0.00	0.00
9 SCHUYLER, SAIGE	0.00	0.0	100.000	0.00	0.00

Event: Sr Girls Breakaway

Draw: Contestant	Event Points	Score	Time	All Around Points	Payout
17 LENSEGRAV, KELSEY	10.00	0.0	3.220	10.00	0.00
9 THEOBALD, SYDNEY	9.00	0.0	4.250	9.00	0.00
7 THEOBALD, ASHLEY	8.00	0.0	5.030	8.00	0.00
1 KNOLL, KATLYN	7.00	0.0	7.440	7.00	0.00
5 GARNOS, KAYT	6.00	0.0	29.920	6.00	0.00
12 CLARK, KAYLEE	0.00	0.0	100.000	0.00	0.00
18 CLAUSSEN, DAWN	0.00	0.0	100.000	0.00	0.00
8 HEITSCH, WHITLEY	0.00	0.0	100.000	0.00	0.00
10 KROGMAN, SAVANNAH	0.00	0.0	100.000	0.00	0.00



Listing of Scores by Rodeo

MELLETTE COUNTY

1st Go


21	MUNSEN, KEAH	0.00	0.0	100.000	0.00	0.00
13	ODENBACH, KARISSA	0.00	0.0	100.000	0.00	0.00
14	RAYHILL, KEISHA	0.00	0.0	100.000	0.00	0.00
3	RAYHILL, KARISSA	0.00	0.0	100.000	0.00	0.00
16	WARD, LASKA	0.00	0.0	100.000	0.00	0.00
15	RISSE, MARY	0.00	0.0	100.000	0.00	0.00
22	MUNGER, DAWSON	0.00	0.0	100.000	0.00	0.00
20	PETRAK, TARRYN	0.00	0.0	100.000	0.00	0.00
2	RETZER, PRAIRIE	0.00	0.0	100.000	0.00	0.00
4	SCHUYLER, SAIGE	0.00	0.0	100.000	0.00	0.00
19	SCHONEBAUM, LAINEE	0.00	0.0	100.000	0.00	0.00
11	KING, LAILA	0.00	0.0	100.000	0.00	0.00
6	SMITH, RILEY	0.00	0.0	100.000	0.00	0.00

Event: Sr Girls Goats

Draw: Contestant	Event Points	Score	Time	All Around Points	Payout	
7	RISSE, MARY	10.00	0.0	6.980	10.00	0.00
4	RAYHILL, KARISSA	9.00	0.0	7.820	9.00	0.00
9	RAYHILL, KEISHA	8.00	0.0	7.860	8.00	0.00
15	SMITH, RILEY	7.00	0.0	8.140	7.00	0.00
10	THEOBALD, SYDNEY	6.00	0.0	8.830	6.00	0.00
0	KING, LAILA	5.00	0.0	9.530	5.00	0.00
3	HEITSCH, WHITLEY	4.00	0.0	9.580	4.00	0.00
17	VANLIERE, MEGAN	3.00	0.0	9.710	3.00	0.00
16	LOESCH, SAVANNAH	2.00	0.0	10.420	2.00	0.00
11	BOSWORTH, BAILEY	1.00	0.0	11.050	1.00	0.00
12	PETRAK, TARRYN	0.00	0.0	11.180	0.00	0.00
5	RETZER, PRAIRIE	0.00	0.0	11.370	0.00	0.00
6	CLAUSSEN, DAWN	0.00	0.0	13.070	0.00	0.00
13	SCHUYLER, SAIGE	0.00	0.0	13.590	0.00	0.00
8	CLARK, KAYLEE	0.00	0.0	100.000	0.00	0.00
1	WARD, LASKA	0.00	0.0	100.000	0.00	0.00
14	LENSEGRAV, KELSEY	0.00	0.0	100.000	0.00	0.00
2	SCHONEBAUM, LAINEE	0.00	0.0	100.000	0.00	0.00

Event: Sr Girls Poles

Draw: Contestant	Event Points	Score	Time	All Around Points	Payout	
3	THEOBALD, SYDNEY	10.00	0.0	21.480	10.00	0.00
5	LENSEGRAV, KELSEY	9.00	0.0	21.610	9.00	0.00
8	KNOLL, KATLYN	8.00	0.0	21.670	8.00	0.00
2	RAYHILL, KARISSA	6.50	0.0	21.930	6.50	0.00
19	THEOBALD, ASHLEY	6.50	0.0	21.930	6.50	0.00
9	ODENBACH, KARISSA	5.00	0.0	22.950	5.00	0.00
6	MUNSEN, KEAH	4.00	0.0	23.850	4.00	0.00
22	POINDEXTER, MCKAYLA	3.00	0.0	23.910	3.00	0.00
4	MCDONNELL, ANGIE	2.00	0.0	24.560	2.00	0.00
11	CLAUSSEN, DAWN	1.00	0.0	25.340	1.00	0.00
21	RETZER, PRAIRIE	0.00	0.0	25.930	0.00	0.00
23	MUNGER, DAWSON	0.00	0.0	26.560	0.00	0.00
20	KROGMAN, SAVANNAH	0.00	0.0	26.930	0.00	0.00
15	SCHUYLER, SAIGE	0.00	0.0	27.280	0.00	0.00
10	KING, LAILA	0.00	0.0	27.650	0.00	0.00
13	RAYHILL, KEISHA	0.00	0.0	27.680	0.00	0.00
16	LOESCH, SAVANNAH	0.00	0.0	28.500	0.00	0.00



Listing of Scores by Rodeo

MELLETTE COUNTY

1st Go

12 BOSWORTH, BAILEY	0.00	0.0	29.710	0.00	0.00
14 GARNOS, KAYT	0.00	0.0	31.510	0.00	0.00
17 HEITSCH, WHITLEY	0.00	0.0	33.000	0.00	0.00
7 REINERT, TARA	0.00	0.0	38.610	0.00	0.00
1 VANLIERE, MEGAN	0.00	0.0	40.360	0.00	0.00
24 ECOFFEY, ECHO	0.00	0.0	41.070	0.00	0.00
18 SCHONEBAUM, LAINEE	0.00	0.0	42.250	0.00	0.00

Event: Sr. Ribbon Roping

Draw: Contestant	Event Points	Score	Time	All Around Points	Payout
5 MUNGER, DAWSON	10.00	0.0	9.760	10.00	0.00
7 RAYHILL, KEISHA	9.00	0.0	10.220	9.00	0.00
8 KROGMAN, SAVANNAH	8.00	0.0	10.630	8.00	0.00
4 CLARK, KAYLEE	0.00	0.0	100.000	0.00	0.00
12 MUNSEN, KEAH	0.00	0.0	100.000	0.00	0.00
9 RAYHILL, KARISSA	0.00	0.0	100.000	0.00	0.00
2 THEOBALD, ASHLEY	0.00	0.0	100.000	0.00	0.00
11 THEOBALD, SYDNEY	0.00	0.0	100.000	0.00	0.00
6 RISSE, MARY	0.00	0.0	100.000	0.00	0.00
10 PETRAK, TARRYN	0.00	0.0	100.000	0.00	0.00
3 SMITH, RILEY	0.00	0.0	100.000	0.00	0.00

Event: Sr. Team Roping

Draw: Contestant	Event Points	Score	Time	All Around Points	Payout
10 HEATH, WILEY (1)	10.00	0.0	19.470	10.00	0.00
10 BLOCK, KAELAN (2)	10.00	0.0	19.470	10.00	0.00
4 STEFFEN, BLASIUS (1)	9.00	0.0	31.290	9.00	0.00
4 DEAN, BEAU (2)	9.00	0.0	31.290	9.00	0.00
1 WARD, GARRETT (1)	8.00	0.0	40.300	8.00	0.00
1 WARD, LASKA (2)	8.00	0.0	40.300	8.00	0.00
7 RAYHILL, KEISHA (1)	0.00	0.0	100.000	0.00	0.00
2 SCHMIDT, TRAYER (1)	0.00	0.0	100.000	0.00	0.00
9 MUNGER, DAWSON (1)	0.00	0.0	100.000	0.00	0.00
5 KNOLL, ETHAN (1)	0.00	0.0	100.000	0.00	0.00
8 STARR, KADE (1)	0.00	0.0	100.000	0.00	0.00
6 CAHOY, WILL (1)	0.00	0.0	100.000	0.00	0.00
3 BYRNE, TYLER (1)	0.00	0.0	100.000	0.00	0.00
7 RAYHILL, KARISSA (2)	0.00	0.0	100.000	0.00	0.00
9 OLSON, AUSTIN (2)	0.00	0.0	100.000	0.00	0.00
2 SCHMIDT, OLATHE (2)	0.00	0.0	100.000	0.00	0.00
5 PETRIK, BRADY (2)	0.00	0.0	100.000	0.00	0.00
8 PHILLIPS, DAWSON (2)	0.00	0.0	100.000	0.00	0.00
6 CAHOY, WYATT (2)	0.00	0.0	100.000	0.00	0.00
3 HANSON, FINN (MASON) (2)	0.00	0.0	100.000	0.00	0.00