

South Dakota 4-H

Listing of Scores by Rodeo

07/09/2016

HUB #2

Page 1

1st Go

Event: Ambassador

Draw: Contestant	Event Points	Score	Time	All Around Points	Payout
0 JANISCH, MORGAN	0.00	0.0	0.000	0.00	0.00
0 FLIEHS, FAITH	0.00	0.0	0.000	0.00	0.00
0 PODOLL, DANIELLE	0.00	0.0	0.000	0.00	0.00

Event: Jr Boys Breakaway


Draw: Contestant	Event Points	Score	Time	All Around Points	Payout
1 MOODY, TATER	10.00	0.0	2.590	10.00	0.00
13 MOODY, TREY	9.00	0.0	3.965	9.00	0.00
14 PULSCHER, COLTON	8.00	0.0	4.955	8.00	0.00
4 BERGESON, RYAN	7.00	0.0	10.650	7.00	0.00
5 COYLE, PATON	0.00	0.0	100.000	0.00	0.00
9 ELLIS, CORD	0.00	0.0	100.000	0.00	0.00
10 GAIKOWSKI, TIGH	0.00	0.0	100.000	0.00	0.00
2 GAIKOWSKI, SETH	0.00	0.0	100.000	0.00	0.00
16 JOHNSON, TYAN	0.00	0.0	100.000	0.00	0.00
12 JOHNSON, TATE	0.00	0.0	100.000	0.00	0.00
6 LAMMERS, JAMES	0.00	0.0	100.000	0.00	0.00
7 LEHMAN, CONNOR	0.00	0.0	100.000	0.00	0.00
8 SCHLUETER, TATE	0.00	0.0	100.000	0.00	0.00
17 SCHOENFELD, LANE	0.00	0.0	100.000	0.00	0.00
3 SMITH, MAVERIC	0.00	0.0	100.000	0.00	0.00
11 MOSER, TY	0.00	0.0	100.000	0.00	0.00
18 HOFFMAN, TATE	0.00	0.0	100.000	0.00	0.00

Event: Jr Boys Cattle Ridin

Draw: Contestant	Event Points	Score	Time	All Around Points	Payout
1 JOHNSON, TYAN	10.00	52.0	0.000	10.00	0.00
2 MERTENS, TUCKER	9.00	49.0	0.000	9.00	0.00
6 MILLER, LANE	8.00	47.0	0.000	8.00	0.00
3 PING, TALON	7.00	43.0	0.000	7.00	0.00
4 LEHMAN, CONNOR	0.00	0.0	0.000	0.00	0.00
5 YELLOW HAWK, CHASE	0.00	0.0	0.000	0.00	0.00

Event: Jr Boys Flag Race

Draw: Contestant	Event Points	Score	Time	All Around Points	Payout
17 JOHNSON, TATE	10.00	0.0	8.227	10.00	0.00
12 PAULSON, COLE	9.00	0.0	8.806	9.00	0.00
11 MOODY, TATER	8.00	0.0	8.810	8.00	0.00
5 BERGESON, RYAN	7.00	0.0	9.437	7.00	0.00
16 SMITH, MAVERIC	6.00	0.0	9.901	6.00	0.00
3 DUNKELBERGER, COLT	5.00	0.0	12.263	5.00	0.00
9 GAIKOWSKI, TIGH	4.00	0.0	12.286	4.00	0.00
1 BLATCHFORD, JOHN	3.00	0.0	13.788	3.00	0.00
22 BOYD, TREYSON	2.00	0.0	19.624	2.00	0.00
7 BOYD, BRAXON	0.00	0.0	100.000	0.00	0.00
14 COYLE, LANDON	0.00	0.0	100.000	0.00	0.00
4 COYLE, PATON	0.00	0.0	100.000	0.00	0.00
10 GAIKOWSKI, SETH	0.00	0.0	100.000	0.00	0.00
23 GAIKOWSKI, TRIPP	0.00	0.0	100.000	0.00	0.00
19 HAVLIK, HOLDEN	0.00	0.0	100.000	0.00	0.00
8 JOHNSON, TYAN	0.00	0.0	100.000	0.00	0.00
13 LAMMERS, JAMES	0.00	0.0	100.000	0.00	0.00



Listing of Scores by Rodeo


20	MC CLOUD, MATTHEW	0.00	0.0	100.000	0.00	0.00
21	MOODY, TREY	0.00	0.0	100.000	0.00	0.00
15	PULSCHER, COLTON	0.00	0.0	100.000	0.00	0.00
2	SCHLUETER, TATE	0.00	0.0	100.000	0.00	0.00
18	SCHOENFELD, LANE	0.00	0.0	100.000	0.00	0.00
6	MOSER, TY	0.00	0.0	100.000	0.00	0.00
25	HOFFMAN, TATE	0.00	0.0	100.000	0.00	0.00
0	BLUE, SAMUEL	0.00	0.0	100.000	0.00	0.00

Event: Jr Boys Goats

Draw: Contestant	Event Points	Score	Time	All Around Points	Payout	
2	MOSER, TY	10.00	0.0	11.915	10.00	0.00
22	SCHOENFELD, LANE	9.00	0.0	12.390	9.00	0.00
10	MOODY, TATER	8.00	0.0	12.765	8.00	0.00
6	JOHNSON, TYAN	7.00	0.0	13.435	7.00	0.00
23	COYLE, PATON	6.00	0.0	13.840	6.00	0.00
18	BERGESON, RYAN	5.00	0.0	15.040	5.00	0.00
15	JOHNSON, TATE	4.00	0.0	15.080	4.00	0.00
27	HOFFMAN, TATE	3.00	0.0	16.310	3.00	0.00
5	MOODY, TREY	2.00	0.0	16.545	2.00	0.00
8	GAIKOWSKI, SETH	1.00	0.0	16.720	1.00	0.00
9	PAULSON, COLE	0.00	0.0	16.785	0.00	0.00
16	PING, TALON	0.00	0.0	21.610	0.00	0.00
19	MC CLOUD, MATTHEW	0.00	0.0	22.290	0.00	0.00
13	DUNKELBERGER, COLT	0.00	0.0	22.470	0.00	0.00
17	ELLIS, CORD	0.00	0.0	22.655	0.00	0.00
4	BLUE, SAMUEL	0.00	0.0	23.030	0.00	0.00
3	HAVLIK, HOLDEN	0.00	0.0	26.175	0.00	0.00
11	BLATCHFORD, JOHN	0.00	0.0	100.000	0.00	0.00
21	BOYD, BRAXON	0.00	0.0	100.000	0.00	0.00
20	BOYD, TREYSON	0.00	0.0	100.000	0.00	0.00
14	COYLE, LANDON	0.00	0.0	100.000	0.00	0.00
7	GAIKOWSKI, TIGH	0.00	0.0	100.000	0.00	0.00
1	LAMMERS, JAMES	0.00	0.0	100.000	0.00	0.00
12	SCHLUETER, TATE	0.00	0.0	100.000	0.00	0.00

Event: Jr Girls Barrels

Draw: Contestant	Event Points	Score	Time	All Around Points	Payout	
9	RICHIE, ABBY	10.00	0.0	16.746	10.00	0.00
22	AAMOT, CALLIE	9.00	0.0	17.140	9.00	0.00
33	HAUG, KADENCE	8.00	0.0	17.169	8.00	0.00
27	BOYD, MADDY	7.00	0.0	17.383	7.00	0.00
19	MOODY, TEYA	6.00	0.0	17.465	6.00	0.00
29	GATES, TYRA	5.00	0.0	17.543	5.00	0.00
10	PODOLL, DANIELLE	4.00	0.0	17.546	4.00	0.00
20	JOHNSON, SIDNEY	3.00	0.0	17.623	3.00	0.00
8	RETZER, KODI	2.00	0.0	17.681	2.00	0.00
21	HAVLIK, KATE	1.00	0.0	17.725	1.00	0.00
13	HAVLIK, HANNAH	0.00	0.0	17.764	0.00	0.00
30	WESTPHAL, KATELYNN	0.00	0.0	17.821	0.00	0.00
28	MACCONNELL, JASMINE	0.00	0.0	18.236	0.00	0.00
32	HUSTED, HALEY	0.00	0.0	18.417	0.00	0.00
25	LAMMERS, PATRICIA	0.00	0.0	18.648	0.00	0.00
2	ANDERSON, CAMY	0.00	0.0	18.659	0.00	0.00



Listing of Scores by Rodeo

HUB #2

1st Go

23	DUNKELBERGER, DANCI	0.00	0.0	18.760	0.00	0.00
35	WERNER, JENNA	0.00	0.0	19.306	0.00	0.00
4	SIPPEL, SAGE	0.00	0.0	19.317	0.00	0.00
6	MERTENS, STERLING	0.00	0.0	19.326	0.00	0.00
7	OIEN, PAIGE	0.00	0.0	19.423	0.00	0.00
12	WESTPHAL, LACEY	0.00	0.0	19.608	0.00	0.00
18	ROWEN, KENEDEE	0.00	0.0	20.025	0.00	0.00
24	ANDERSEN, BROOKLYN	0.00	0.0	20.783	0.00	0.00
31	SHERIDAN, GRACEY	0.00	0.0	21.249	0.00	0.00
34	RICHIE, EMILY	0.00	0.0	23.255	0.00	0.00
14	HUNTER, DEVIN	0.00	0.0	24.491	0.00	0.00
11	MOODY, AUBREY	0.00	0.0	26.620	0.00	0.00
1	KIEL, HOPE	0.00	0.0	32.839	0.00	0.00
15	GATES, ELLIE	0.00	0.0	33.042	0.00	0.00
26	FLIEHS, FAITH	0.00	0.0	100.000	0.00	0.00
5	KRUEGER, KARLY	0.00	0.0	100.000	0.00	0.00
3	MERTENS, HARMONY	0.00	0.0	100.000	0.00	0.00
16	MILLER, TEAGAN	0.00	0.0	100.000	0.00	0.00
17	MILLER, SARA	0.00	0.0	100.000	0.00	0.00

Event: Jr Girls Breakaway

Draw:	Contestant	Event Points	Score	Time	All Around Points	Payout
11	SIPPEL, SAGE	10.00	0.0	4.850	10.00	0.00
9	ANDERSON, CAMY	9.00	0.0	5.830	9.00	0.00
5	HAVLIK, HANNAH	8.00	0.0	6.220	8.00	0.00
10	HUNTER, DEVIN	7.00	0.0	15.420	7.00	0.00
8	WESTPHAL, KATELYNN	6.00	0.0	20.875	6.00	0.00
16	DUNKELBERGER, DANCI	0.00	0.0	100.000	0.00	0.00
3	GATES, TYRA	0.00	0.0	100.000	0.00	0.00
12	HAVLIK, KATE	0.00	0.0	100.000	0.00	0.00
4	HUSTED, HALEY	0.00	0.0	100.000	0.00	0.00
2	JOHNSON, SIDNEY	0.00	0.0	100.000	0.00	0.00
7	LAMMERS, PATRICIA	0.00	0.0	100.000	0.00	0.00
6	MOODY, TEYA	0.00	0.0	100.000	0.00	0.00
15	OIEN, PAIGE	0.00	0.0	100.000	0.00	0.00
14	RETZER, KODI	0.00	0.0	100.000	0.00	0.00
1	RICHIE, ABBY	0.00	0.0	100.000	0.00	0.00
13	RICHIE, EMILY	0.00	0.0	100.000	0.00	0.00

Event: Jr Girls Goats

Draw:	Contestant	Event Points	Score	Time	All Around Points	Payout
20	AAMOT, CALLIE	10.00	0.0	10.620	10.00	0.00
21	HUNTER, DEVIN	9.00	0.0	11.220	9.00	0.00
22	WESTPHAL, KATELYNN	8.00	0.0	14.620	8.00	0.00
11	LAMMERS, PATRICIA	7.00	0.0	15.200	7.00	0.00
19	ANDERSEN, BROOKLYN	6.00	0.0	16.130	6.00	0.00
7	SHERIDAN, GRACEY	5.00	0.0	16.330	5.00	0.00
18	MOODY, AUBREY	4.00	0.0	17.765	4.00	0.00
10	RETZER, KODI	3.00	0.0	18.065	3.00	0.00
9	GATES, TYRA	2.00	0.0	18.110	2.00	0.00
5	HUSTED, HALEY	1.00	0.0	24.060	1.00	0.00
14	JOHNSON, SIDNEY	0.00	0.0	25.595	0.00	0.00
8	BOYD, MADDY	0.00	0.0	100.000	0.00	0.00
17	DUNKELBERGER, DANCI	0.00	0.0	100.000	0.00	0.00



Listing of Scores by Rodeo

4 GATES, ELLIE	0.00	0.0	100.000	0.00	0.00
6 HAVLIK, HANNAH	0.00	0.0	100.000	0.00	0.00
2 HAVLIK, KATE	0.00	0.0	100.000	0.00	0.00
3 MOODY, TEYA	0.00	0.0	100.000	0.00	0.00
12 RICHIE, ABBY	0.00	0.0	100.000	0.00	0.00
1 RICHIE, EMILY	0.00	0.0	100.000	0.00	0.00
16 ROWEN, KENEDEE	0.00	0.0	100.000	0.00	0.00
15 SIPPEL, SAGE	0.00	0.0	100.000	0.00	0.00
13 WESTPHAL, LACEY	0.00	0.0	100.000	0.00	0.00

Event: Jr Girls Poles

Draw: Contestant	Event Points	Score	Time	All Around Points	Payout
3 BOYD, MADDY	10.00	0.0	21.850	10.00	0.00
10 GATES, TYRA	9.00	0.0	23.163	9.00	0.00
18 SIPPEL, SAGE	8.00	0.0	23.261	8.00	0.00
21 RICHIE, ABBY	7.00	0.0	23.680	7.00	0.00
7 WESTPHAL, KATELYNN	6.00	0.0	23.881	6.00	0.00
16 HUNTER, DEVIN	5.00	0.0	24.186	5.00	0.00
20 HUSTED, HALEY	4.00	0.0	24.924	4.00	0.00
23 LAMMERS, PATRICIA	3.00	0.0	25.107	3.00	0.00
6 FLIEHS, FAITH	2.00	0.0	27.717	2.00	0.00
26 WERNER, JENNA	1.00	0.0	27.974	1.00	0.00
12 HAVLIK, KATE	0.00	0.0	28.444	0.00	0.00
14 KRUEGER, KARLY	0.00	0.0	28.533	0.00	0.00
2 RETZER, KODI	0.00	0.0	28.925	0.00	0.00
24 ANDERSEN, BROOKLYN	0.00	0.0	30.573	0.00	0.00
15 RICHIE, EMILY	0.00	0.0	31.660	0.00	0.00
8 MOODY, AUBREY	0.00	0.0	31.713	0.00	0.00
5 SHERIDAN, GRACEY	0.00	0.0	32.131	0.00	0.00
13 AAMOT, CALLIE	0.00	0.0	32.409	0.00	0.00
11 HAUG, KADENCE	0.00	0.0	33.067	0.00	0.00
27 JOHNSON, SIDNEY	0.00	0.0	34.891	0.00	0.00
9 ROWEN, KENEDEE	0.00	0.0	37.276	0.00	0.00
25 HAVLIK, HANNAH	0.00	0.0	37.682	0.00	0.00
17 PODOLL, DANIELLE	0.00	0.0	39.447	0.00	0.00
1 KIEL, HOPE	0.00	0.0	39.629	0.00	0.00
19 MILLER, TEAGAN	0.00	0.0	43.699	0.00	0.00
22 GATES, ELLIE	0.00	0.0	100.000	0.00	0.00
4 WESTPHAL, LACEY	0.00	0.0	100.000	0.00	0.00

Event: Sr Boys Bareback Rid

Draw: Contestant	Event Points	Score	Time	All Around Points	Payout
1 HOKANA, COLT	10.00	49.0	0.000	10.00	0.00

Event: Sr Boys Saddle Bronc


Draw: Contestant	Event Points	Score	Time	All Around Points	Payout
1 SMITH, COOPER	0.00	0.0	0.000	0.00	0.00

Event: Sr Boys Str Wrstlng

Draw: Contestant	Event Points	Score	Time	All Around Points	Payout
2 BERGESON, ALEX	0.00	0.0	100.000	0.00	0.00
3 SMITH, COOPER	0.00	0.0	100.000	0.00	0.00
1 WRIGHT, TREY	0.00	0.0	100.000	0.00	0.00

Event: Sr Boys Tie Down

Draw: Contestant	Event Points	Score	Time	All Around Points	Payout
------------------	--------------	-------	------	-------------------	--------



Listing of Scores by Rodeo

1st Go

6 HOKANA, COLT	10.00	0.0	13.030	10.00	0.00
7 WRIGHT, TREY	9.00	0.0	14.090	9.00	0.00
5 LEONHARDT, MARK	8.00	0.0	17.160	8.00	0.00
9 ROZELL, TUCKER	7.00	0.0	22.030	7.00	0.00
8 ANDERSEN, SHANE	0.00	0.0	100.000	0.00	0.00
1 BERGESON, ALEX	0.00	0.0	100.000	0.00	0.00
4 ENRIGHT, JD	0.00	0.0	100.000	0.00	0.00
2 GAIKOWSKI, TATE	0.00	0.0	100.000	0.00	0.00
3 KONTZ, BLAKE	0.00	0.0	100.000	0.00	0.00
0 PETERSON, DEREK	0.00	0.0	100.000	0.00	0.00

Event: Sr Bull Riding


Draw: Contestant	Event Points	Score	Time	All Around Points	Payout
8 FAEHRICH, ZACH	0.00	0.0	0.000	0.00	0.00
3 FRIESE, AUSTIN	0.00	0.0	0.000	0.00	0.00
7 FRIESE, KYLE	0.00	0.0	0.000	0.00	0.00
2 HEINZ, CARTER	0.00	0.0	0.000	0.00	0.00
6 MACCONNELL, SKYLAR	0.00	0.0	0.000	0.00	0.00
5 PERRY, WYATT	0.00	0.0	0.000	0.00	0.00
4 PERRY, TATE	0.00	0.0	0.000	0.00	0.00
1 WEIGUM, CHANCE	0.00	0.0	0.000	0.00	0.00

Event: Sr Girls Barrels

Draw: Contestant	Event Points	Score	Time	All Around Points	Payout
6 RETZER, PRAIRIE	10.00	0.0	17.114	10.00	0.00
7 REINDERS, TORY	9.00	0.0	17.153	9.00	0.00
1 LUTTER, SKYLER	8.00	0.0	17.239	8.00	0.00
5 JANKORD, RONI	7.00	0.0	17.383	7.00	0.00
9 VIZECKY, KATELYN	6.00	0.0	17.400	6.00	0.00
11 LUTTER, EMMA	5.00	0.0	17.470	5.00	0.00
12 GOERGEN, SIERRA	4.00	0.0	17.480	4.00	0.00
18 JANISCH, MORGAN	3.00	0.0	18.203	3.00	0.00
4 HUSTED, SHEA	2.00	0.0	18.302	2.00	0.00
19 HILLER, SHELBY	1.00	0.0	18.510	1.00	0.00
17 ANDERSON, CALLY	0.00	0.0	18.948	0.00	0.00
3 KRAFT, KILEY	0.00	0.0	19.206	0.00	0.00
13 SHERIDAN, TATUM	0.00	0.0	20.394	0.00	0.00
10 ULSCHMID, LANEY	0.00	0.0	22.715	0.00	0.00
2 MACCONNELL, KYLA	0.00	0.0	23.324	0.00	0.00
8 BLUE, RACHEL	0.00	0.0	25.603	0.00	0.00
15 BIEBER, REGAN	0.00	0.0	100.000	0.00	0.00
14 ENRIGHT, SIERRA	0.00	0.0	100.000	0.00	0.00
16 SCHLUETER, KASI	0.00	0.0	100.000	0.00	0.00

Event: Sr Girls Breakaway

Draw: Contestant	Event Points	Score	Time	All Around Points	Payout
17 HELMER, KATE	10.00	0.0	2.075	10.00	0.00
3 LUTTER, SKYLER	9.00	0.0	3.650	9.00	0.00
5 LUTTER, EMMA	8.00	0.0	3.985	8.00	0.00
4 HANSON, MIRANDA	7.00	0.0	4.065	7.00	0.00
23 WICKRE, BAILEY	6.00	0.0	10.500	6.00	0.00
15 ADKINS, VICTORIA	0.00	0.0	100.000	0.00	0.00
1 ALVAREZ, ZOE	0.00	0.0	100.000	0.00	0.00
9 ANDERSON, CALLY	0.00	0.0	100.000	0.00	0.00



Listing of Scores by Rodeo

HUB #2

1st Go


7	BIEBER, REGAN	0.00	0.0	100.000	0.00	0.00
21	BLATCHFORD, CAROLYN	0.00	0.0	100.000	0.00	0.00
11	ENRIGHT, SIERRA	0.00	0.0	100.000	0.00	0.00
19	GOERGEN, SIERRA	0.00	0.0	100.000	0.00	0.00
6	HEMMINGSON, SARA	0.00	0.0	100.000	0.00	0.00
8	HILLER, SHELBY	0.00	0.0	100.000	0.00	0.00
10	HUSTED, SHEA	0.00	0.0	100.000	0.00	0.00
13	JANISCH, MORGAN	0.00	0.0	100.000	0.00	0.00
22	JANKORD, RONI	0.00	0.0	100.000	0.00	0.00
2	KONTZ, MADISON	0.00	0.0	100.000	0.00	0.00
14	PARKER, SUMMER	0.00	0.0	100.000	0.00	0.00
16	PULSCHER, JAYCIE	0.00	0.0	100.000	0.00	0.00
20	REINDERS, TORY	0.00	0.0	100.000	0.00	0.00
18	RETZER, PRAIRIE	0.00	0.0	100.000	0.00	0.00
12	VIZECKY, KATELYN	0.00	0.0	100.000	0.00	0.00

Event: Sr Girls Goats

Draw: Contestant	Event Points	Score	Time	All Around Points	Payout	
15	GOERGEN, SIERRA	10.00	0.0	9.405	10.00	0.00
3	REINDERS, TORY	9.00	0.0	10.845	9.00	0.00
7	HUSTED, SHEA	8.00	0.0	11.015	8.00	0.00
17	BLUE, RACHEL	7.00	0.0	11.185	7.00	0.00
16	KONTZ, MADISON	6.00	0.0	11.425	6.00	0.00
2	HEMMINGSON, SARA	5.00	0.0	12.100	5.00	0.00
13	HILLER, SHELBY	4.00	0.0	13.030	4.00	0.00
9	ULSCHMID, LANEY	3.00	0.0	13.255	3.00	0.00
1	BLATCHFORD, CAROLYN	2.00	0.0	13.440	2.00	0.00
14	ANDERSON, CALLY	1.00	0.0	13.565	1.00	0.00
5	PULSCHER, JAYCIE	0.00	0.0	13.815	0.00	0.00
12	SHERIDAN, TATUM	0.00	0.0	14.395	0.00	0.00
4	HANSON, MIRANDA	0.00	0.0	14.485	0.00	0.00
10	KRAFT, KILEY	0.00	0.0	14.905	0.00	0.00
8	BIEBER, REGAN	0.00	0.0	15.825	0.00	0.00
11	RETZER, PRAIRIE	0.00	0.0	20.845	0.00	0.00
6	JANISCH, MORGAN	0.00	0.0	22.315	0.00	0.00

Event: Sr Girls Poles

Draw: Contestant	Event Points	Score	Time	All Around Points	Payout	
7	JANISCH, MORGAN	10.00	0.0	23.183	10.00	0.00
2	HUSTED, SHEA	9.00	0.0	23.205	9.00	0.00
6	HILLER, SHELBY	8.00	0.0	23.599	8.00	0.00
5	SHERIDAN, TATUM	7.00	0.0	25.957	7.00	0.00
10	REINDERS, TORY	6.00	0.0	26.420	6.00	0.00
1	LUTTER, SKYLER	5.00	0.0	27.930	5.00	0.00
9	ULSCHMID, LANEY	4.00	0.0	28.065	4.00	0.00
4	LUTTER, EMMA	3.00	0.0	28.210	3.00	0.00
3	KRAFT, KILEY	2.00	0.0	28.700	2.00	0.00
13	KONTZ, MADISON	1.00	0.0	33.438	1.00	0.00
14	BLUE, RACHEL	0.00	0.0	33.634	0.00	0.00
12	RETZER, PRAIRIE	0.00	0.0	43.109	0.00	0.00
8	ANDERSON, CALLY	0.00	0.0	100.000	0.00	0.00
11	SCHLUETER, KASI	0.00	0.0	100.000	0.00	0.00



Listing of Scores by Rodeo

Event: Sr. Ribbon Roping

Draw: Contestant	Event Points	Score	Time	All Around Points	Payout
10 LUTTER, SKYLER	10.00	0.0	7.525	10.00	0.00
2 LUTTER, EMMA	9.00	0.0	8.310	9.00	0.00
7 HELMER, KATE	8.00	0.0	8.500	8.00	0.00
12 VIZECKY, KATELYN	7.00	0.0	9.245	7.00	0.00
3 JANISCH, MORGAN	6.00	0.0	9.570	6.00	0.00
11 ALVAREZ, ZOE	5.00	0.0	9.680	5.00	0.00
5 ADKINS, VICTORIA	0.00	0.0	100.000	0.00	0.00
1 ENRIGHT, SIERRA	0.00	0.0	100.000	0.00	0.00
4 GOERGEN, SIERRA	0.00	0.0	100.000	0.00	0.00
9 HANSON, MIRANDA	0.00	0.0	100.000	0.00	0.00
8 JANKORD, RONI	0.00	0.0	100.000	0.00	0.00
6 PARKER, SUMMER	0.00	0.0	100.000	0.00	0.00

Event: Sr. Team Roping

Draw: Contestant	Event Points	Score	Time	All Around Points	Payout
7 BERGESON, ALEX (1)	10.00	0.0	20.490	10.00	0.00
7 ROZELL, TUCKER (2)	10.00	0.0	20.490	10.00	0.00
3 KONTZ, BLAKE (1)	9.00	0.0	24.335	9.00	0.00
3 WRIGHT, TREY (2)	9.00	0.0	24.335	9.00	0.00
9 CURRENCE, JOSH (1)	0.00	0.0	100.000	0.00	0.00
8 ENRIGHT, JD (1)	0.00	0.0	100.000	0.00	0.00
10 JANKORD, RONI (1)	0.00	0.0	100.000	0.00	0.00
2 OIEN, LAKE (1)	0.00	0.0	100.000	0.00	0.00
6 HOKANA, COLT (1)	0.00	0.0	100.000	0.00	0.00
1 PARKER, SUMMER (1)	0.00	0.0	100.000	0.00	0.00
5 SMITH, COOPER (1)	0.00	0.0	100.000	0.00	0.00
11 HELMER, KATE (1)	0.00	0.0	100.000	0.00	0.00
4 MOSER, TEAGAN (1)	(N/M)	0.00	100.000	0.00	0.00
1 ANDERSEN, SHANE (2)	0.00	0.0	100.000	0.00	0.00
8 ENRIGHT, SIERRA (2)	0.00	0.0	100.000	0.00	0.00
6 GAIKOWSKI, TATE (2)	0.00	0.0	100.000	0.00	0.00
10 HEMMINGSON, SARA (2)	0.00	0.0	100.000	0.00	0.00
2 HILLER, SHELBY (2)	0.00	0.0	100.000	0.00	0.00
9 PETERSON, DEREK (2)	0.00	0.0	100.000	0.00	0.00
11 WICKRE, BAILEY (2)	0.00	0.0	100.000	0.00	0.00
5 OIEN, CAUY (2)	0.00	0.0	100.000	0.00	0.00
4 LEONHARDT, MARK (2)	(N/M)	0.00	100.000	0.00	0.00