

Listing of Scores by Rodeo

Event: Jr Boys Breakaway


Draw: Contestant	Event Points	Score	Time	All Around Points	Payout
9 JOHNSON, TYAN	10.00	0.0	3.550	10.00	0.00
13 MOODY, TATER	9.00	0.0	3.620	9.00	0.00
12 HOFFMAN, TATE	8.00	0.0	4.360	8.00	0.00
5 GAIKOWSKI, SETH	7.00	0.0	4.510	7.00	0.00
2 BERGESON, RYAN	0.00	0.0	100.000	0.00	0.00
16 COYLE, PATON	0.00	0.0	100.000	0.00	0.00
3 ELLIS, CORD	0.00	0.0	100.000	0.00	0.00
18 GAIKOWSKI, TIGH	0.00	0.0	100.000	0.00	0.00
11 JOHNSON, TATE	0.00	0.0	100.000	0.00	0.00
6 LAMMERS, JAMES	0.00	0.0	100.000	0.00	0.00
7 LEHMAN, CONNOR	0.00	0.0	100.000	0.00	0.00
14 MOODY, TREY	0.00	0.0	100.000	0.00	0.00
8 MOSER, TY	0.00	0.0	100.000	0.00	0.00
17 PULSCHER, COLTON	0.00	0.0	100.000	0.00	0.00
10 SCHOENFELD, LANE	0.00	0.0	100.000	0.00	0.00
4 SMITH, MAVERIC	0.00	0.0	100.000	0.00	0.00
15 WIENTJES, RAFF	0.00	0.0	100.000	0.00	0.00

Event: Jr Boys Cattle Ridin

Draw: Contestant	Event Points	Score	Time	All Around Points	Payout
6 MERTENS, TUCKER	10.00	53.0	0.000	10.00	0.00
2 JOHNSON, TYAN	0.00	0.0	0.000	0.00	0.00
5 LEHMAN, CONNOR	0.00	0.0	0.000	0.00	0.00
4 MILLER, LANE	0.00	0.0	0.000	0.00	0.00
1 PING, TALON	0.00	0.0	0.000	0.00	0.00
7 JONES, MASON	0.00	0.0	0.000	0.00	0.00
3 YELLOW HAWK, CHASE	0.00	0.0	0.000	0.00	0.00

Event: Jr Boys Flag Race

Draw: Contestant	Event Points	Score	Time	All Around Points	Payout
18 JOHNSON, TATE	10.00	0.0	8.463	10.00	0.00
24 JOHNSON, TYAN	9.00	0.0	9.286	9.00	0.00
22 PAULSON, COLE	8.00	0.0	9.388	8.00	0.00
2 SCHOENFELD, LANE	7.00	0.0	9.607	7.00	0.00
16 BERGESON, RYAN	6.00	0.0	9.924	6.00	0.00
20 SMITH, MAVERIC	5.00	0.0	10.482	5.00	0.00
4 LAMMERS, JAMES	4.00	0.0	10.765	4.00	0.00
8 COYLE, PATON	3.00	0.0	11.657	3.00	0.00
3 BLATCHFORD, JOHN	2.00	0.0	18.419	2.00	0.00
12 COYLE, LANDON	1.00	0.0	20.071	1.00	0.00
9 BOYD, BRAXON	0.00	0.0	100.000	0.00	0.00
21 BOYD, TREYSON	0.00	0.0	100.000	0.00	0.00
15 DUNKELBERGER, COLT	0.00	0.0	100.000	0.00	0.00
11 GAIKOWSKI, TIGH	0.00	0.0	100.000	0.00	0.00
13 GAIKOWSKI, SETH	0.00	0.0	100.000	0.00	0.00
7 GAIKOWSKI, TRIPP	0.00	0.0	100.000	0.00	0.00
19 HAVLIK, HOLDEN	0.00	0.0	100.000	0.00	0.00
10 HOFFMAN, TATE	0.00	0.0	100.000	0.00	0.00
6 MCCLOUD, MATTHEW	0.00	0.0	100.000	0.00	0.00
17 MOODY, TATER	0.00	0.0	100.000	0.00	0.00
1 MOODY, TREY	0.00	0.0	100.000	0.00	0.00



Listing of Scores by Rodeo

1st Go


14 MOSER, TY	0.00	0.0	100.000	0.00	0.00
23 PULSCHER, COLTON	0.00	0.0	100.000	0.00	0.00
5 WIENTJES, RAFAE	0.00	0.0	100.000	0.00	0.00
25 BLUE, SAMUEL	0.00	0.0	100.000	0.00	0.00

Event: Jr Boys Goats

Draw: Contestant	Event Points	Score	Time	All Around Points	Payout
16 MOODY, TATER	10.00	0.0	11.050	10.00	0.00
9 BERGESON, RYAN	9.00	0.0	12.920	9.00	0.00
6 JOHNSON, TATE	8.00	0.0	14.315	8.00	0.00
22 JOHNSON, TYAN	7.00	0.0	14.345	7.00	0.00
19 ROSE, DONOVAN	6.00	0.0	14.750	6.00	0.00
21 COYLE, PATON	5.00	0.0	16.485	5.00	0.00
23 ROSE, HUNTER	4.00	0.0	16.925	4.00	0.00
5 PAULSON, COLE	3.00	0.0	17.765	3.00	0.00
2 HAVLIK, HOLDEN	2.00	0.0	19.750	2.00	0.00
1 GAIKOWSKI, SETH	1.00	0.0	19.985	1.00	0.00
3 SCHOENFELD, LANE	0.00	0.0	20.000	0.00	0.00
13 DUNKELBERGER, COLT	0.00	0.0	20.155	0.00	0.00
24 ELLIS, CORD	0.00	0.0	20.590	0.00	0.00
25 BLATCHFORD, JOHN	0.00	0.0	21.580	0.00	0.00
14 MOODY, TREY	0.00	0.0	21.765	0.00	0.00
11 BLUE, SAMUEL	0.00	0.0	22.295	0.00	0.00
10 HOFFMAN, TATE	0.00	0.0	23.015	0.00	0.00
12 PING, TALON	0.00	0.0	24.160	0.00	0.00
26 COYLE, LANDON	0.00	0.0	29.280	0.00	0.00
17 GAIKOWSKI, TIGH	0.00	0.0	29.900	0.00	0.00
8 LAMMERS, JAMES	0.00	0.0	29.945	0.00	0.00
7 BOYD, BRAXON	0.00	0.0	100.000	0.00	0.00
18 BOYD, TREYSON	0.00	0.0	100.000	0.00	0.00
20 MCCLOUD, MATTHEW	0.00	0.0	100.000	0.00	0.00
15 MOSER, TY	0.00	0.0	100.000	0.00	0.00
4 WIENTJES, RAFAE	0.00	0.0	100.000	0.00	0.00

Event: Jr Girls Barrels

Draw: Contestant	Event Points	Score	Time	All Around Points	Payout
20 WESTPHAL, LACEY	10.00	0.0	16.637	10.00	0.00
15 HAUG, KADENCE	9.00	0.0	17.186	9.00	0.00
24 RICHIE, ABBY	8.00	0.0	17.236	8.00	0.00
12 RETZER, KODI	7.00	0.0	17.670	7.00	0.00
1 GATES, TYRA	6.00	0.0	17.672	6.00	0.00
38 BOYD, MADDY	5.00	0.0	17.710	5.00	0.00
2 DUNKELBERGER, DANJI	3.50	0.0	17.724	3.50	0.00
28 MERTENS, HARMONY	3.50	0.0	17.724	3.50	0.00
29 JOHNSON, SIDNEY	2.00	0.0	17.764	2.00	0.00
13 SIPPEL, SAGE	1.00	0.0	17.937	1.00	0.00
23 MOODY, TEYA	0.00	0.0	18.104	0.00	0.00
25 HAVLIK, HANNAH	0.00	0.0	18.117	0.00	0.00
17 WESTPHAL, KATELYNN	0.00	0.0	18.554	0.00	0.00
16 PODOLL, DANIELLE	0.00	0.0	18.594	0.00	0.00
34 HAVLIK, KATE	0.00	0.0	18.598	0.00	0.00
27 AAMOT, CALLIE	0.00	0.0	18.805	0.00	0.00
22 MACCONNELL, JASMINE	0.00	0.0	18.835	0.00	0.00
36 HUSTED, HALEY	0.00	0.0	19.188	0.00	0.00



Listing of Scores by Rodeo

HUB #1

1st Go


5 FLIEHS, FAITH	0.00	0.0	19.223	0.00	0.00
7 MOODY, AUBREY	0.00	0.0	19.420	0.00	0.00
9 KRUEGER, KARLY	0.00	0.0	19.552	0.00	0.00
8 ANDERSON, CAMY	0.00	0.0	19.562	0.00	0.00
11 ANDERBERG, ACACIA	0.00	0.0	19.753	0.00	0.00
31 OIEN, PAIGE	0.00	0.0	19.910	0.00	0.00
37 MERTENS, STERLING	0.00	0.0	20.246	0.00	0.00
35 ANDERBERG, CEDAR	0.00	0.0	20.398	0.00	0.00
33 LAMMERS, PATRICIA	0.00	0.0	20.471	0.00	0.00
14 SHERIDAN, GRACEY	0.00	0.0	20.856	0.00	0.00
10 RICHIE, EMILY	0.00	0.0	21.532	0.00	0.00
4 WERNER, JENNA	0.00	0.0	21.729	0.00	0.00
3 KIEL, HOPE	0.00	0.0	22.363	0.00	0.00
6 HUNTER, DEVIN	0.00	0.0	25.202	0.00	0.00
18 ROWEN, KENEDEE	0.00	0.0	26.449	0.00	0.00
26 MILLER, TEAGAN	0.00	0.0	28.669	0.00	0.00
30 ANDERSEN, BROOKLYN	0.00	0.0	28.850	0.00	0.00
32 GATES, ELLIE	0.00	0.0	100.000	0.00	0.00
21 MILLER, SARA	0.00	0.0	100.000	0.00	0.00
19 WIENTJES, CHANNING	0.00	0.0	100.000	0.00	0.00

Event: Jr Girls Breakaway

Draw: Contestant	Event Points	Score	Time	All Around Points	Payout
16 OIEN, PAIGE	10.00	0.0	4.155	10.00	0.00
8 GATES, TYRA	9.00	0.0	10.265	9.00	0.00
7 RICHIE, EMILY	8.00	0.0	17.730	8.00	0.00
13 HAVLIK, KATE	7.00	0.0	23.940	7.00	0.00
9 ANDERSON, CAMY	0.00	0.0	100.000	0.00	0.00
1 DUNKELBERGER, DANJI	0.00	0.0	100.000	0.00	0.00
11 HAVLIK, HANNAH	0.00	0.0	100.000	0.00	0.00
6 HUSTED, HALEY	0.00	0.0	100.000	0.00	0.00
3 HUNTER, DEVIN	0.00	0.0	100.000	0.00	0.00
15 JOHNSON, SIDNEY	0.00	0.0	100.000	0.00	0.00
5 LAMMERS, PATRICIA	0.00	0.0	100.000	0.00	0.00
17 MOODY, TEYA	0.00	0.0	100.000	0.00	0.00
4 RETZER, KODI	0.00	0.0	100.000	0.00	0.00
2 RICHIE, ABBY	0.00	0.0	100.000	0.00	0.00
14 SIPPEL, SAGE	0.00	0.0	100.000	0.00	0.00
10 WESTPHAL, KATELYNN	0.00	0.0	100.000	0.00	0.00
12 WIENTJES, CHANNING	0.00	0.0	100.000	0.00	0.00

Event: Jr Girls Goats

Draw: Contestant	Event Points	Score	Time	All Around Points	Payout
23 RICHIE, ABBY	10.00	0.0	9.750	10.00	0.00
22 AAMOT, CALLIE	9.00	0.0	10.940	9.00	0.00
9 MOODY, TEYA	8.00	0.0	11.420	8.00	0.00
13 HAVLIK, KATE	7.00	0.0	11.715	7.00	0.00
15 HUNTER, DEVIN	6.00	0.0	13.200	6.00	0.00
20 RETZER, KODI	5.00	0.0	13.440	5.00	0.00
5 DUNKELBERGER, DANJI	4.00	0.0	14.825	4.00	0.00
11 HAVLIK, HANNAH	3.00	0.0	15.580	3.00	0.00
14 LAMMERS, PATRICIA	2.00	0.0	18.515	2.00	0.00
12 WESTPHAL, KATELYNN	1.00	0.0	20.235	1.00	0.00
16 WIENTJES, CHANNING	0.00	0.0	20.255	0.00	0.00



Listing of Scores by Rodeo

17 MOODY, AUBREY	0.00	0.0	20.890	0.00	0.00
19 WESTPHAL, LACEY	0.00	0.0	21.130	0.00	0.00
18 RICHIE, EMILY	0.00	0.0	21.970	0.00	0.00
1 BOYD, MADDY	0.00	0.0	23.295	0.00	0.00
6 ROWEN, KENEDEE	0.00	0.0	23.490	0.00	0.00
8 SIPPEL, SAGE	0.00	0.0	29.600	0.00	0.00
3 ANDERSEN, BROOKLYN	0.00	0.0	100.000	0.00	0.00
21 GATES, ELLIE	0.00	0.0	100.000	0.00	0.00
2 GATES, TYRA	0.00	0.0	100.000	0.00	0.00
7 HUSTED, HALEY	0.00	0.0	100.000	0.00	0.00
4 JOHNSON, SIDNEY	0.00	0.0	100.000	0.00	0.00
10 SHERIDAN, GRACEY	0.00	0.0	100.000	0.00	0.00

Event: Jr Girls Poles


Draw: Contestant	Event Points	Score	Time	All Around Points	Payout
17 BOYD, MADDY	10.00	0.0	22.291	10.00	0.00
24 GATES, TYRA	9.00	0.0	23.353	9.00	0.00
25 RETZER, KODI	8.00	0.0	23.433	8.00	0.00
7 HUNTER, DEVIN	7.00	0.0	23.658	7.00	0.00
10 HAVLIK, KATE	6.00	0.0	23.936	6.00	0.00
28 RICHIE, ABBY	5.00	0.0	24.335	5.00	0.00
9 HUSTED, HALEY	4.00	0.0	25.542	4.00	0.00
14 LAMMERS, PATRICIA	3.00	0.0	25.731	3.00	0.00
6 MOODY, AUBREY	2.00	0.0	25.804	2.00	0.00
27 SIPPEL, SAGE	1.00	0.0	26.295	1.00	0.00
8 ANDERBERG, CEDAR	0.00	0.0	26.312	0.00	0.00
4 WESTPHAL, LACEY	0.00	0.0	26.946	0.00	0.00
26 WERNER, JENNA	0.00	0.0	27.434	0.00	0.00
21 SHERIDAN, GRACEY	0.00	0.0	27.464	0.00	0.00
22 HAVLIK, HANNAH	0.00	0.0	27.476	0.00	0.00
30 PODOLL, DANIELLE	0.00	0.0	27.646	0.00	0.00
19 ANDERBERG, ACACIA	0.00	0.0	27.699	0.00	0.00
2 KIEL, HOPE	0.00	0.0	28.287	0.00	0.00
11 RICHIE, EMILY	0.00	0.0	28.339	0.00	0.00
18 KRUEGER, KARLY	0.00	0.0	30.272	0.00	0.00
3 ANDERSEN, BROOKLYN	0.00	0.0	32.754	0.00	0.00
15 WIENTJES, CHANNING	0.00	0.0	32.913	0.00	0.00
29 WESTPHAL, KATELYNN	0.00	0.0	35.820	0.00	0.00
12 FLIEHS, FAITH	0.00	0.0	37.759	0.00	0.00
1 AAMOT, CALLIE	0.00	0.0	38.293	0.00	0.00
13 ROWEN, KENEDEE	0.00	0.0	38.536	0.00	0.00
20 GATES, ELLIE	0.00	0.0	100.000	0.00	0.00
23 HAUG, KADENCE	0.00	0.0	100.000	0.00	0.00
5 JOHNSON, SIDNEY	0.00	0.0	100.000	0.00	0.00
16 MILLER, TEAGAN	0.00	0.0	100.000	0.00	0.00

Event: Sr Boys Bareback Rid

Draw: Contestant	Event Points	Score	Time	All Around Points	Payout
1 HOKANA, COLT	10.00	61.0	0.000	10.00	0.00

Event: Sr Boys Saddle Bronc

Draw: Contestant	Event Points	Score	Time	All Around Points	Payout
1 SMITH, COOPER	0.00	0.0	0.000	0.00	0.00



South Dakota 4-H

Listing of Scores by Rodeo

07/09/2016

HUB #1

Page 5

1st Go

Event: Sr Boys Str Wrstlng

Draw: Contestant	Event Points	Score	Time	All Around Points	Payout
1 BERGESON, ALEX	0.00	0.0	100.000	0.00	0.00
3 SMITH, COOPER	0.00	0.0	100.000	0.00	0.00
2 WRIGHT, TREY	0.00	0.0	100.000	0.00	0.00

Event: Sr Boys Tie Down


Draw: Contestant	Event Points	Score	Time	All Around Points	Payout
6 BERGESON, ALEX	10.00	0.0	11.705	10.00	0.00
2 KONTZ, BLAKE	9.00	0.0	17.015	9.00	0.00
3 ROZELL, TUCKER	8.00	0.0	28.220	8.00	0.00
7 ANDERSEN, SHANE	0.00	0.0	100.000	0.00	0.00
4 ENRIGHT, JD	0.00	0.0	100.000	0.00	0.00
9 GAIKOWSKI, TATE	0.00	0.0	100.000	0.00	0.00
5 LEONHARDT, MARK	0.00	0.0	100.000	0.00	0.00
1 HOKANA, COLT	0.00	0.0	100.000	0.00	0.00
8 WRIGHT, TREY	0.00	0.0	100.000	0.00	0.00
10 PETERSON, DEREK	0.00	0.0	100.000	0.00	0.00

Event: Sr Bull Riding

Draw: Contestant	Event Points	Score	Time	All Around Points	Payout
8 FAEHNRICH, ZACH	0.00	0.0	0.000	0.00	0.00
3 FRIESE, AUSTIN	0.00	0.0	0.000	0.00	0.00
6 FRIESE, KYLE	0.00	0.0	0.000	0.00	0.00
5 HEINZ, CARTER	0.00	0.0	0.000	0.00	0.00
7 MACCONNELL, SKYLAR	0.00	0.0	0.000	0.00	0.00
9 PERRY, WYATT	0.00	0.0	0.000	0.00	0.00
4 PERRY, TATE	0.00	0.0	0.000	0.00	0.00
2 WEIGUM, CHANCE	0.00	0.0	0.000	0.00	0.00
1 WHILE, CODY	0.00	0.0	0.000	0.00	0.00

Event: Sr Girls Barrels

Draw: Contestant	Event Points	Score	Time	All Around Points	Payout
2 LUTTER, SKYLER	10.00	0.0	16.900	10.00	0.00
20 RETZER, PRAIRIE	9.00	0.0	17.202	9.00	0.00
14 REINDERS, TORY	8.00	0.0	17.291	8.00	0.00
13 VIZECKY, KATELYN	7.00	0.0	17.742	7.00	0.00
17 WIENTJES, RACQUEL	6.00	0.0	17.763	6.00	0.00
5 JANISCH, MORGAN	5.00	0.0	18.118	5.00	0.00
21 MACCONNELL, KYLA	4.00	0.0	18.339	4.00	0.00
16 JENSEN, JORDAN	3.00	0.0	18.376	3.00	0.00
12 ENRIGHT, SIERRA	2.00	0.0	18.512	2.00	0.00
7 GOERGEN, SIERRA	1.00	0.0	18.695	1.00	0.00
11 ANDERSON, CALLY	0.00	0.0	18.717	0.00	0.00
19 HUSTED, SHEA	0.00	0.0	18.979	0.00	0.00
9 HILLER, SHELBY	0.00	0.0	19.079	0.00	0.00
1 BIEBER, REGAN	0.00	0.0	19.293	0.00	0.00
6 JANKORD, RONI	0.00	0.0	19.304	0.00	0.00
18 ULSCHMID, LANEY	0.00	0.0	20.101	0.00	0.00
8 CRAIN, MELODY	0.00	0.0	20.168	0.00	0.00
10 KRAFT, KILEY	0.00	0.0	20.205	0.00	0.00
3 SHERIDAN, TATUM	0.00	0.0	21.525	0.00	0.00
4 BLUE, RACHEL	0.00	0.0	27.035	0.00	0.00
15 LUTTER, EMMA	0.00	0.0	100.000	0.00	0.00



Listing of Scores by Rodeo

Event: Sr Girls Breakaway


Draw: Contestant	Event Points	Score	Time	All Around Points	Payout
6 HELMER, KATE	10.00	0.0	3.720	10.00	0.00
8 LUTTER, SKYLER	9.00	0.0	3.950	9.00	0.00
11 VIZECKY, KATELYN	8.00	0.0	4.670	8.00	0.00
21 PULSCHER, JAYCIE	7.00	0.0	5.065	7.00	0.00
4 HILLER, SHELBY	6.00	0.0	5.645	6.00	0.00
1 BIEBER, REGAN	5.00	0.0	8.220	5.00	0.00
7 HANSON, MIRANDA	4.00	0.0	14.000	4.00	0.00
16 ADKINS, VICTORIA	0.00	0.0	100.000	0.00	0.00
18 ALVAREZ, ZOE	0.00	0.0	100.000	0.00	0.00
3 ANDERSON, CALLY	0.00	0.0	100.000	0.00	0.00
5 BLATCHFORD, CAROLYN	0.00	0.0	100.000	0.00	0.00
2 ENRIGHT, SIERRA	0.00	0.0	100.000	0.00	0.00
23 GOERGEN, SIERRA	0.00	0.0	100.000	0.00	0.00
17 HEMMINGSON, SARA	0.00	0.0	100.000	0.00	0.00
15 HUSTED, SHEA	0.00	0.0	100.000	0.00	0.00
24 JANISCH, MORGAN	0.00	0.0	100.000	0.00	0.00
12 JANKORD, RONI	0.00	0.0	100.000	0.00	0.00
14 KONTZ, MADISON	0.00	0.0	100.000	0.00	0.00
10 LUTTER, EMMA	0.00	0.0	100.000	0.00	0.00
19 PARKER, SUMMER	0.00	0.0	100.000	0.00	0.00
22 REINDERS, TORY	0.00	0.0	100.000	0.00	0.00
13 RETZER, PRAIRIE	0.00	0.0	100.000	0.00	0.00
9 WICKRE, BAILEY	0.00	0.0	100.000	0.00	0.00
20 WIENTJES, RACQUEL	0.00	0.0	100.000	0.00	0.00

Event: Sr Girls Goats

Draw: Contestant	Event Points	Score	Time	All Around Points	Payout
3 WIENTJES, RACQUEL	10.00	0.0	9.900	10.00	0.00
6 HEMMINGSON, SARA	9.00	0.0	10.220	9.00	0.00
5 RETZER, PRAIRIE	8.00	0.0	10.735	8.00	0.00
1 GOERGEN, SIERRA	7.00	0.0	10.770	7.00	0.00
10 KONTZ, MADISON	6.00	0.0	11.190	6.00	0.00
17 REINDERS, TORY	5.00	0.0	11.310	5.00	0.00
12 ULSCHMID, LANEY	4.00	0.0	12.730	4.00	0.00
2 BLUE, RACHEL	3.00	0.0	13.280	3.00	0.00
4 BIEBER, REGAN	2.00	0.0	14.035	2.00	0.00
15 HANSON, MIRANDA	1.00	0.0	14.830	1.00	0.00
11 JANISCH, MORGAN	0.00	0.0	15.580	0.00	0.00
9 BLATCHFORD, CAROLYN	0.00	0.0	16.340	0.00	0.00
8 ANDERSON, CALLY	0.00	0.0	100.000	0.00	0.00
13 HILLER, SHELBY	0.00	0.0	100.000	0.00	0.00
14 KRAFT, KILEY	0.00	0.0	100.000	0.00	0.00
16 PULSCHER, JAYCIE	0.00	0.0	100.000	0.00	0.00
7 SHERIDAN, TATUM	0.00	0.0	100.000	0.00	0.00
18 HUSTED, SHEA	0.00	0.0	100.000	0.00	0.00

Event: Sr Girls Poles

Draw: Contestant	Event Points	Score	Time	All Around Points	Payout
4 RETZER, PRAIRIE	10.00	0.0	22.265	10.00	0.00
9 LUTTER, EMMA	9.00	0.0	22.530	9.00	0.00
14 SHERIDAN, TATUM	8.00	0.0	25.828	8.00	0.00



Listing of Scores by Rodeo

HUB #1

1st Go

8 REINDERS, TORY	7.00	0.0	26.521	7.00	0.00
10 LUTTER, SKYLER	6.00	0.0	27.009	6.00	0.00
15 JANISCH, MORGAN	5.00	0.0	27.652	5.00	0.00
1 ANDERSON, CALLY	4.00	0.0	29.875	4.00	0.00
13 ULSCHMID, LANEY	3.00	0.0	32.104	3.00	0.00
2 HUSTED, SHEA	2.00	0.0	32.278	2.00	0.00
5 WIENTJES, RACQUEL	1.00	0.0	43.153	1.00	0.00
11 BLUE, RACHEL	0.00	0.0	50.294	0.00	0.00
6 HILLER, SHELBY	0.00	0.0	100.000	0.00	0.00
7 KONTZ, MADISON	0.00	0.0	100.000	0.00	0.00
12 KRAFT, KILEY	0.00	0.0	100.000	0.00	0.00
3 CRAIN, MELODY	0.00	0.0	100.000	0.00	0.00

Event: Sr. Ribbon Roping

Draw: Contestant	Event Points	Score	Time	All Around Points	Payout
8 GOERGEN, SIERRA	10.00	0.0	7.375	10.00	0.00
4 LUTTER, SKYLER	9.00	0.0	9.090	9.00	0.00
3 PARKER, SUMMER	8.00	0.0	10.890	8.00	0.00
9 ADKINS, VICTORIA	0.00	0.0	100.000	0.00	0.00
6 ALVAREZ, ZOE	0.00	0.0	100.000	0.00	0.00
11 ENRIGHT, SIERRA	0.00	0.0	100.000	0.00	0.00
2 HANSON, MIRANDA	0.00	0.0	100.000	0.00	0.00
12 HELMER, KATE	0.00	0.0	100.000	0.00	0.00
5 JANISCH, MORGAN	0.00	0.0	100.000	0.00	0.00
7 JANKORD, RONI	0.00	0.0	100.000	0.00	0.00
10 LUTTER, EMMA	0.00	0.0	100.000	0.00	0.00
1 VIZECKY, KATELYN	0.00	0.0	100.000	0.00	0.00

Event: Sr. Team Roping

Draw: Contestant	Event Points	Score	Time	All Around Points	Payout
8 BERGESON, ALEX (1)	0.00	0.0	100.000	0.00	0.00
5 CURRENCE, JOSH (1)	0.00	0.0	100.000	0.00	0.00
4 ENRIGHT, JD (1)	0.00	0.0	100.000	0.00	0.00
9 HELMER, KATE (1)	0.00	0.0	100.000	0.00	0.00
3 JANKORD, RONI (1)	0.00	0.0	100.000	0.00	0.00
1 KONTZ, BLAKE (1)	0.00	0.0	100.000	0.00	0.00
6 OIEN, LAKE (1)	0.00	0.0	100.000	0.00	0.00
7 HOKANA, COLT (1)	0.00	0.0	100.000	0.00	0.00
10 PARKER, SUMMER (1)	0.00	0.0	100.000	0.00	0.00
11 SMITH, COOPER (1)	0.00	0.0	100.000	0.00	0.00
2 MOSER, TEAGAN (1)	(N/M)	0.00	100.000	0.00	0.00
10 ANDERSEN, SHANE (2)	0.00	0.0	100.000	0.00	0.00
4 ENRIGHT, SIERRA (2)	0.00	0.0	100.000	0.00	0.00
7 GAIKOWSKI, TATE (2)	0.00	0.0	100.000	0.00	0.00
3 HEMMINGSON, SARA (2)	0.00	0.0	100.000	0.00	0.00
6 HILLER, SHELBY (2)	0.00	0.0	100.000	0.00	0.00
5 PETERSON, DEREK (2)	0.00	0.0	100.000	0.00	0.00
8 ROZELL, TUCKER (2)	0.00	0.0	100.000	0.00	0.00
9 WICKRE, BAILEY (2)	0.00	0.0	100.000	0.00	0.00
1 WRIGHT, TREY (2)	0.00	0.0	100.000	0.00	0.00
11 OIEN, CAUY (2)	0.00	0.0	100.000	0.00	0.00
2 LEONHARDT, MARK (2)	(N/M)	0.00	100.000	0.00	0.00