



South Dakota 4-H

**Listing of Scores by Rodeo**

08/02/2016

CLARK COUNTY #1

Page 1

1st Go

**Event: Jr Boys Breakaway**


Draw: Contestant	Event Points	Score	Time	All Around Points	Payout
21 TEKRONY, JACE	10.00	0.0	2.640	10.00	0.00
19 BERGESON, RYAN	9.00	0.0	3.770	9.00	0.00
25 JOHNSON, TATE	8.00	0.0	4.810	8.00	0.00
3 BACH, SAGE	7.00	0.0	4.870	7.00	0.00
4 GAIKOWSKI, SETH	6.00	0.0	5.600	6.00	0.00
5 JOHNSON, TYAN	5.00	0.0	6.130	5.00	0.00
11 MOUSEL, JACK	4.00	0.0	11.020	4.00	0.00
13 KOEPESELL, KOLT	3.00	0.0	27.870	3.00	0.00
1 MOODY, MASON	0.00	0.0	100.000	0.00	0.00
2 WILLIAMS, BURKE	0.00	0.0	100.000	0.00	0.00
6 MOUSEL, JASE	0.00	0.0	100.000	0.00	0.00
7 BOWES, JAXON	0.00	0.0	100.000	0.00	0.00
8 MEYER, WILLIAM	0.00	0.0	100.000	0.00	0.00
9 LEHMAN, CONNOR	0.00	0.0	100.000	0.00	0.00
10 HALVERSON, JOHN	0.00	0.0	100.000	0.00	0.00
12 TEKRONY, KALEB	0.00	0.0	100.000	0.00	0.00
14 STROSCHEIN, DREW	0.00	0.0	100.000	0.00	0.00
15 OLSON, CHASE	0.00	0.0	100.000	0.00	0.00
16 ESSER, TOBIN	0.00	0.0	100.000	0.00	0.00
17 WOLLES, CLAY	0.00	0.0	100.000	0.00	0.00
18 MOODY, TREY	0.00	0.0	100.000	0.00	0.00
20 SCHOENFELD, LANE	0.00	0.0	100.000	0.00	0.00
22 GAIKOWSKI, TIGH	0.00	0.0	100.000	0.00	0.00
23 SCHLUETER, TATE	0.00	0.0	100.000	0.00	0.00
24 MOODY, TATER	0.00	0.0	100.000	0.00	0.00
26 ESSER, TYLER	0.00	0.0	100.000	0.00	0.00

**Event: Jr Boys Cattle Ridin**

Draw: Contestant	Event Points	Score	Time	All Around Points	Payout
4 MERTENS, TUCKER	10.00	66.0	0.000	10.00	0.00
1 SANDLAND, KYLE	0.00	0.0	0.000	0.00	0.00
2 SMITH, CLAYTON	0.00	0.0	0.000	0.00	0.00
3 JONES, MASON	0.00	0.0	0.000	0.00	0.00
5 MEYER, TATE	0.00	0.0	0.000	0.00	0.00
6 SCHILEY, CASH	0.00	0.0	0.000	0.00	0.00
7 MOODY, TREY	0.00	0.0	0.000	0.00	0.00
8 JOHNSON, TYAN	0.00	0.0	0.000	0.00	0.00
9 MOODY, MASON	0.00	0.0	0.000	0.00	0.00
10 SANDLAND, COLE	0.00	0.0	0.000	0.00	0.00
11 LEHMAN, CONNOR	0.00	0.0	0.000	0.00	0.00

**Event: Jr Boys Flag Race**

Draw: Contestant	Event Points	Score	Time	All Around Points	Payout
26 JOHNSON, TATE	10.00	0.0	9.337	10.00	0.00
11 PAULSON, COLE	9.00	0.0	9.922	9.00	0.00
14 MOODY, TREY	8.00	0.0	9.948	8.00	0.00
24 ESSER, TOBIN	7.00	0.0	10.291	7.00	0.00
5 PODOLL, JACK	6.00	0.0	10.341	6.00	0.00
13 BERGESON, RYAN	5.00	0.0	10.382	5.00	0.00
22 BACH, SAGE	4.00	0.0	11.273	4.00	0.00
2 OLSON, CHASE	3.00	0.0	11.979	3.00	0.00



*Listing of Scores by Rodeo*

CLARK COUNTY #1

1st Go

28 MEYER, TATE	2.00	0.0	12.955	2.00	0.00
30 MEYER, WILLIAM	1.00	0.0	13.116	1.00	0.00
1 SCHILEY, CASH	0.00	0.0	100.000	0.00	0.00
3 BOYD, TREYSON	0.00	0.0	100.000	0.00	0.00
4 BLUE, SAMUEL	0.00	0.0	100.000	0.00	0.00
6 HAUGEN, ELI	0.00	0.0	100.000	0.00	0.00
7 JOHNSON, TYAN	0.00	0.0	100.000	0.00	0.00
8 SCHOENFELD, LANE	0.00	0.0	100.000	0.00	0.00
9 BOWES, JAXON	0.00	0.0	100.000	0.00	0.00
10 SCHLUETER, TATE	0.00	0.0	100.000	0.00	0.00
12 SANDLAND, COLE	0.00	0.0	100.000	0.00	0.00
15 WOLLES, CLAY	0.00	0.0	100.000	0.00	0.00
16 TEKRONY, JACE	0.00	0.0	100.000	0.00	0.00
17 TEKRONY, KALEB	0.00	0.0	100.000	0.00	0.00
18 BOYD, BRAXON	0.00	0.0	100.000	0.00	0.00
19 WILLIAMS, BURKE	0.00	0.0	100.000	0.00	0.00
20 STROSCHEIN, DREW	0.00	0.0	100.000	0.00	0.00
21 MOODY, MASON	0.00	0.0	100.000	0.00	0.00
23 GAIKOWSKI, SETH	0.00	0.0	100.000	0.00	0.00
25 MOODY, TATER	0.00	0.0	100.000	0.00	0.00
27 KOEPEL, KOLT	0.00	0.0	100.000	0.00	0.00
29 ESSER, TYLER	0.00	0.0	100.000	0.00	0.00
31 DEUTSCH, LANE	0.00	0.0	100.000	0.00	0.00
32 HALVERSON, JOHN	0.00	0.0	100.000	0.00	0.00

**Event: Jr Boys Goats**

Draw: Contestant	Event Points	Score	Time	All Around Points	Payout
1 BERGESON, RYAN	10.00	0.0	11.250	10.00	0.00
26 SCHOENFELD, LANE	9.00	0.0	12.130	9.00	0.00
29 MOODY, MASON	8.00	0.0	12.390	8.00	0.00
31 STROSCHEIN, DREW	7.00	0.0	12.560	7.00	0.00
17 JOHNSON, TYAN	6.00	0.0	12.780	6.00	0.00
10 ESSER, TYLER	5.00	0.0	13.030	5.00	0.00
21 MOODY, TATER	4.00	0.0	13.050	4.00	0.00
33 BOWES, JAXON	2.50	0.0	13.740	2.50	0.00
37 WOLLES, CLAY	2.50	0.0	13.740	2.50	0.00
4 MOODY, TREY	1.00	0.0	14.020	1.00	0.00
28 PAULSON, COLE	0.00	0.0	14.950	0.00	0.00
32 JOHNSON, TATE	0.00	0.0	15.300	0.00	0.00
3 MOUSEL, JACK	0.00	0.0	15.330	0.00	0.00
9 MEYER, WILLIAM	0.00	0.0	15.390	0.00	0.00
12 WILLIAMS, BURKE	0.00	0.0	15.490	0.00	0.00
5 GAIKOWSKI, SETH	0.00	0.0	15.610	0.00	0.00
15 HAUGEN, ELI	0.00	0.0	17.390	0.00	0.00
27 BLUE, SAMUEL	0.00	0.0	18.080	0.00	0.00
25 HALVERSON, JOHN	0.00	0.0	18.440	0.00	0.00
16 TEKRONY, JACE	0.00	0.0	18.850	0.00	0.00
13 BACH, SAGE	0.00	0.0	18.960	0.00	0.00
19 MOUSEL, JASE	0.00	0.0	19.200	0.00	0.00
34 MEYER, TATE	0.00	0.0	19.240	0.00	0.00
20 PODOLL, JACK	0.00	0.0	19.350	0.00	0.00
8 OLSON, CHASE	0.00	0.0	21.440	0.00	0.00
36 DEUTSCH, LANE	0.00	0.0	23.880	0.00	0.00



South Dakota 4-H

## Listing of Scores by Rodeo

08/02/2016

CLARK COUNTY #1


Page 3

1st Go

6	LEHMAN, CONNOR	0.00	0.0	24.330	0.00	0.00
23	GAIKOWSKI, TIGH	0.00	0.0	24.570	0.00	0.00
11	SANGLAND, KYLE	0.00	0.0	25.550	0.00	0.00
2	SCHLUETER, TATE	0.00	0.0	100.000	0.00	0.00
7	BOYD, TREYSON	0.00	0.0	100.000	0.00	0.00
14	ESSER, TOBIN	0.00	0.0	100.000	0.00	0.00
18	HANSEN, DANE	0.00	0.0	100.000	0.00	0.00
22	SANGLAND, COLE	0.00	0.0	100.000	0.00	0.00
24	BOYD, BRAXON	0.00	0.0	100.000	0.00	0.00
30	TEKRONY, KALEB	0.00	0.0	100.000	0.00	0.00
35	SCHILEY, CASH	0.00	0.0	100.000	0.00	0.00

### Event: Jr Girls Barrels

Draw	Contestant	Event Points	Score	Time	All Around Points	Payout
10	BOYD, MADDY	10.00	0.0	16.604	10.00	0.00
37	HOUSEMAN, DELANEY	9.00	0.0	16.695	9.00	0.00
11	RETZER, KODI	8.00	0.0	16.808	8.00	0.00
18	WALSH, HANNA	7.00	0.0	16.879	7.00	0.00
4	RICHIE, ABBY	6.00	0.0	17.125	6.00	0.00
33	AAMOT, CALLIE	5.00	0.0	17.127	5.00	0.00
9	JOHNSON, SIDNEY	4.00	0.0	17.219	4.00	0.00
21	WIESNER, HAYDYN	3.00	0.0	17.294	3.00	0.00
8	WITTNEBEL, ADDYSON	2.00	0.0	17.624	2.00	0.00
1	MERTENS, HARMONY	1.00	0.0	17.686	1.00	0.00
5	PODOLL, DANIELLE	0.00	0.0	17.703	0.00	0.00
12	NAGEL, SHALAYNE	0.00	0.0	17.725	0.00	0.00
17	WESTPHAL, KATELYNN	0.00	0.0	17.916	0.00	0.00
13	WESTPHAL, LACEY	0.00	0.0	18.033	0.00	0.00
26	KOEPSSELL, MADISEN	0.00	0.0	18.110	0.00	0.00
6	ANDERSON, CAMY	0.00	0.0	18.145	0.00	0.00
23	WITTNEBEL, KYLIE	0.00	0.0	18.416	0.00	0.00
29	KLEIN, MAGGIE	0.00	0.0	18.539	0.00	0.00
32	BOYD, RACHEL	0.00	0.0	18.874	0.00	0.00
3	MOODY, AUBREY	0.00	0.0	18.950	0.00	0.00
28	MACCONNELL, JASMINE	0.00	0.0	18.954	0.00	0.00
25	SHERIDAN, GRACEY	0.00	0.0	19.513	0.00	0.00
35	MARZAHN, SHYANN	0.00	0.0	19.897	0.00	0.00
15	RICE, ALISON	0.00	0.0	20.016	0.00	0.00
24	HAUG, KADENCE	0.00	0.0	20.162	0.00	0.00
36	JOHNSON, KENNEDY	0.00	0.0	20.196	0.00	0.00
7	BERGESON, JAMI	0.00	0.0	20.943	0.00	0.00
27	SANGLAND, KAITLYN	0.00	0.0	21.520	0.00	0.00
19	JOHNSON, KATE	0.00	0.0	21.922	0.00	0.00
22	MOODY, TEYA	0.00	0.0	22.403	0.00	0.00
2	LEISETH, HOLLY	0.00	0.0	23.276	0.00	0.00
31	HUNTER, DEVIN	0.00	0.0	23.620	0.00	0.00
14	SCHILEY, MACY	0.00	0.0	100.000	0.00	0.00
16	PIEPER, ELLE	0.00	0.0	100.000	0.00	0.00
20	MCGIRR, JAZZ	0.00	0.0	100.000	0.00	0.00
30	RICHIE, EMILY	0.00	0.0	100.000	0.00	0.00
34	SIPPEL, SAGE	0.00	0.0	100.000	0.00	0.00
38	RENTERIA, TAYA	0.00	0.0	100.000	0.00	0.00



South Dakota 4-H

## Listing of Scores by Rodeo

08/02/2016

CLARK COUNTY #1

Page 4


1st Go

### Event: Jr Girls Breakaway

Draw: Contestant	Event Points	Score	Time	All Around Points	Payout
17 SANDLAND, KAITLYN	10.00	0.0	6.080	10.00	0.00
13 WIESNER, HAYDYN	9.00	0.0	16.630	9.00	0.00
1 NAGEL, SHALAYNE	0.00	0.0	100.000	0.00	0.00
2 RETZER, KODI	0.00	0.0	100.000	0.00	0.00
3 RICHIE, ABBY	0.00	0.0	100.000	0.00	0.00
4 JOHNSON, SIDNEY	0.00	0.0	100.000	0.00	0.00
5 PIEPER, ELLE	0.00	0.0	100.000	0.00	0.00
6 WESTPHAL, KATELYNN	0.00	0.0	100.000	0.00	0.00
7 SIPPEL, SAGE	0.00	0.0	100.000	0.00	0.00
8 HUNTER, DEVIN	0.00	0.0	100.000	0.00	0.00
9 WITTNEBEL, ADDYSON	0.00	0.0	100.000	0.00	0.00
10 ANDERSON, CAMY	0.00	0.0	100.000	0.00	0.00
11 KOEPEL, MADISEN	0.00	0.0	100.000	0.00	0.00
12 RICHIE, EMILY	0.00	0.0	100.000	0.00	0.00
14 HAUG, KADENCE	0.00	0.0	100.000	0.00	0.00
15 SCHMIDT, CAMRYN	0.00	0.0	100.000	0.00	0.00
16 MOUSEL, JOSIE	0.00	0.0	100.000	0.00	0.00
18 MOODY, TEYA	0.00	0.0	100.000	0.00	0.00
19 MCGIRR, JAZZ	0.00	0.0	100.000	0.00	0.00
20 BERGESON, JAMI	0.00	0.0	100.000	0.00	0.00

### Event: Jr Girls Goats

Draw: Contestant	Event Points	Score	Time	All Around Points	Payout
19 HUNTER, DEVIN	10.00	0.0	10.280	10.00	0.00
12 SANDLAND, KAITLYN	9.00	0.0	10.710	9.00	0.00
15 AAMOT, CALLIE	8.00	0.0	10.750	8.00	0.00
7 MCGIRR, JAZZ	7.00	0.0	11.140	7.00	0.00
18 WESTPHAL, KATELYNN	6.00	0.0	11.190	6.00	0.00
4 RICHIE, ABBY	5.00	0.0	11.330	5.00	0.00
6 MOODY, TEYA	4.00	0.0	12.920	4.00	0.00
2 BERGESON, JAMI	3.00	0.0	13.310	3.00	0.00
23 RETZER, KODI	2.00	0.0	13.380	2.00	0.00
10 BOYD, MADDY	1.00	0.0	13.820	1.00	0.00
30 WITTNEBEL, KYLIE	0.00	0.0	14.080	0.00	0.00
14 JOHNSON, KATE	0.00	0.0	14.220	0.00	0.00
5 LEISETH, HOLLY	0.00	0.0	15.390	0.00	0.00
8 WIESNER, HAYDYN	0.00	0.0	15.520	0.00	0.00
21 IOTT, SADIE	0.00	0.0	15.580	0.00	0.00
25 PIEPER, ELLE	0.00	0.0	15.660	0.00	0.00
24 MOUSEL, JOSIE	0.00	0.0	16.190	0.00	0.00
20 WITTNEBEL, ADDYSON	0.00	0.0	16.340	0.00	0.00
11 WESTPHAL, LACEY	0.00	0.0	17.430	0.00	0.00
29 SHERIDAN, GRACEY	0.00	0.0	17.920	0.00	0.00
1 JOHNSON, SIDNEY	0.00	0.0	18.250	0.00	0.00
17 RENTERIA, TAYA	0.00	0.0	18.530	0.00	0.00
31 RICHIE, EMILY	0.00	0.0	18.570	0.00	0.00
26 KLEIN, MADELYN	0.00	0.0	18.850	0.00	0.00
27 WOLLES, CAMI	0.00	0.0	20.610	0.00	0.00
3 SIPPEL, SAGE	0.00	0.0	21.640	0.00	0.00
13 COUGHLIN, BROOKLYN	0.00	0.0	21.920	0.00	0.00
32 MOODY, AUBREY	0.00	0.0	23.110	0.00	0.00



South Dakota 4-H

*Listing of Scores by Rodeo*

08/02/2016

CLARK COUNTY #1

Page 5

1st Go


16 RICE, ALISON	0.00	0.0	23.600	0.00	0.00
9 KLEIN, MAGGIE	0.00	0.0	100.000	0.00	0.00
22 SCHILEY, MACY	0.00	0.0	100.000	0.00	0.00
28 ROWEN, KENEDEE	0.00	0.0	100.000	0.00	0.00

**Event: Jr Girls Poles**

Draw: Contestant	Event Points	Score	Time	All Around Points	Payout
34 BOYD, MADDY	10.00	0.0	21.042	10.00	0.00
32 AAMOT, CALLIE	9.00	0.0	22.780	9.00	0.00
31 WITTNEBEL, ADDYSON	8.00	0.0	22.861	8.00	0.00
36 RETZER, KODI	7.00	0.0	22.891	7.00	0.00
14 WIESNER, HAYDYN	6.00	0.0	23.098	6.00	0.00
26 NAGEL, SHALAYNE	5.00	0.0	23.299	5.00	0.00
13 KOEPESELL, MADISEN	4.00	0.0	24.008	4.00	0.00
8 RENTERIA, TAYA	3.00	0.0	24.310	3.00	0.00
22 HAUG, KADENCE	2.00	0.0	24.479	2.00	0.00
6 WITTNEBEL, KYLIE	1.00	0.0	24.552	1.00	0.00
5 JOHNSON, KENNEDY	0.00	0.0	25.997	0.00	0.00
11 RICHIE, EMILY	0.00	0.0	26.208	0.00	0.00
20 BERGESON, JAMI	0.00	0.0	26.388	0.00	0.00
2 SANDLAND, KAITLYN	0.00	0.0	27.440	0.00	0.00
18 RICHIE, ABBY	0.00	0.0	27.447	0.00	0.00
7 PODOLL, DANIELLE	0.00	0.0	27.503	0.00	0.00
23 WESTPHAL, KATELYNN	0.00	0.0	27.773	0.00	0.00
35 WALSH, HANNA	0.00	0.0	27.901	0.00	0.00
9 WESTPHAL, LACEY	0.00	0.0	28.674	0.00	0.00
28 LEISETH, HOLLY	0.00	0.0	28.932	0.00	0.00
29 JOHNSON, KATE	0.00	0.0	29.217	0.00	0.00
33 WOLLES, CAMI	0.00	0.0	29.471	0.00	0.00
12 KLEIN, MAGGIE	0.00	0.0	29.910	0.00	0.00
38 MOODY, AUBREY	0.00	0.0	29.967	0.00	0.00
17 MOUSEL, JOSIE	0.00	0.0	30.914	0.00	0.00
30 HUNTER, DEVIN	0.00	0.0	30.929	0.00	0.00
15 BOYD, SIERRA	0.00	0.0	31.802	0.00	0.00
10 BOYD, RACHEL	0.00	0.0	32.119	0.00	0.00
25 KLEIN, MADELYN	0.00	0.0	33.925	0.00	0.00
37 IOTT, SADIE	0.00	0.0	34.910	0.00	0.00
4 PIEPER, ELLE	0.00	0.0	35.888	0.00	0.00
40 COUGHLIN, BROOKLYN	0.00	0.0	40.357	0.00	0.00
16 JOHNSON, SIDNEY	0.00	0.0	40.800	0.00	0.00
21 MCGIRR, JAZZ	0.00	0.0	51.141	0.00	0.00
1 MARZAHN, SHYANN	0.00	0.0	100.000	0.00	0.00
3 SHERIDAN, GRACEY	0.00	0.0	100.000	0.00	0.00
19 RICE, ALISON	0.00	0.0	100.000	0.00	0.00
24 SCHILEY, MACY	0.00	0.0	100.000	0.00	0.00
27 SIPPEL, SAGE	0.00	0.0	100.000	0.00	0.00
39 ROWEN, KENEDEE	0.00	0.0	100.000	0.00	0.00

**Event: Jr Jr Barrels**

Draw: Contestant	Event Points	Score	Time	All Around Points	Payout
1 MOUSEL, JOSIE	10.00	0.0	18.006	10.00	0.00
11 MOODY, TREY	9.00	0.0	18.095	9.00	0.00
8 MERTENS, STERLING	8.00	0.0	19.738	8.00	0.00
3 KOEPESELL, KOLT	7.00	0.0	20.465	7.00	0.00



*Listing of Scores by Rodeo*

1st Go

9	PODOLL, JACK	6.00	0.0	20.573	6.00	0.00
5	KLEIN, MADELYN	5.00	0.0	21.319	5.00	0.00
13	WOLLES, CAMI	4.00	0.0	21.507	4.00	0.00
2	BOYD, SIERRA	3.00	0.0	21.945	3.00	0.00
14	IOTT, SADIE	2.00	0.0	23.497	2.00	0.00
10	MARZAHN, PAIGE	1.00	0.0	27.880	1.00	0.00
4	HARDIE, CASSIDY	0.00	0.0	100.000	0.00	0.00
6	COUGHLIN, BROOKLYN	0.00	0.0	100.000	0.00	0.00
7	SANDLAND, KYLE	0.00	0.0	100.000	0.00	0.00
12	ROWEN, KENEDEE	0.00	0.0	100.000	0.00	0.00

**Event: Jr Jr Flag Race**

Draw:	Contestant	Event Points	Score	Time	All Around Points	Payout
6	MOUSEL, JACK	0.00	0.0	12.448	0.00	0.00
1	GAIKOWSKI, TRIPP	0.00	0.0	12.666	0.00	0.00
3	GAIKOWSKI, TIGH	0.00	0.0	13.414	0.00	0.00
10	LEISETH, HOLLY	0.00	0.0	16.893	0.00	0.00
11	COUGHLIN, BROOKLYN	0.00	0.0	21.808	0.00	0.00
2	BOYD, SIERRA	0.00	0.0	100.000	0.00	0.00
4	IOTT, SADIE	0.00	0.0	100.000	0.00	0.00
5	MOUSEL, JASE	0.00	0.0	100.000	0.00	0.00
7	SANDLAND, KYLE	0.00	0.0	100.000	0.00	0.00
8	KLEIN, MADELYN	0.00	0.0	100.000	0.00	0.00
9	ROWEN, KENEDEE	0.00	0.0	100.000	0.00	0.00
12	HANSEN, DANE	0.00	0.0	100.000	0.00	0.00

**Event: Sr Boys Bareback Rid**

Draw:	Contestant	Event Points	Score	Time	All Around Points	Payout
1	WALL, CASEY	0.00	0.0	0.000	0.00	0.00

**Event: Sr Boys Saddle Bronc**


Draw:	Contestant	Event Points	Score	Time	All Around Points	Payout
1	PETERSON, DEREK	0.00	0.0	0.000	0.00	0.00
2	SUHR, DYLAN	0.00	0.0	0.000	0.00	0.00

**Event: Sr Boys Str Wrstlng**

Draw:	Contestant	Event Points	Score	Time	All Around Points	Payout
1	ADAMS, SUTTON	0.00	0.0	100.000	0.00	0.00
2	WRIGHT, TREY	0.00	0.0	100.000	0.00	0.00
3	HALVERSON, SCOTT	0.00	0.0	100.000	0.00	0.00
4	BERGESON, ALEX	0.00	0.0	100.000	0.00	0.00
5	SUHR, DYLAN	0.00	0.0	100.000	0.00	0.00

**Event: Sr Boys Tie Down**

Draw:	Contestant	Event Points	Score	Time	All Around Points	Payout
20	MCKENNEY, CHAYSE	10.00	0.0	14.440	10.00	0.00
16	HALVERSON, SCOTT	9.00	0.0	15.000	9.00	0.00
11	BERGESON, ALEX	8.00	0.0	17.160	8.00	0.00
5	WRIGHT, TREY	7.00	0.0	22.210	7.00	0.00
19	TEKRONY, JUSTIN	6.00	0.0	29.190	6.00	0.00
1	STOLTENBURG, JACKSON	0.00	0.0	100.000	0.00	0.00
2	BACH, SETH	0.00	0.0	100.000	0.00	0.00
3	LEONHARDT, MARK	0.00	0.0	100.000	0.00	0.00
4	TEKRONY, MAVRIK	0.00	0.0	100.000	0.00	0.00
6	PETERSON, DEREK	0.00	0.0	100.000	0.00	0.00
7	BOWES, LOGAN	0.00	0.0	100.000	0.00	0.00



*Listing of Scores by Rodeo*

1st Go


8	CHRISTENSEN, TYLER	0.00	0.0	100.000	0.00	0.00
9	GAIKOWSKI, TATE	0.00	0.0	100.000	0.00	0.00
10	ROZELL, TUCKER	0.00	0.0	100.000	0.00	0.00
12	KONTZ, BLAKE	0.00	0.0	100.000	0.00	0.00
13	ADAMS, SUTTON	0.00	0.0	100.000	0.00	0.00
14	SCHNEIDER, COLE	0.00	0.0	100.000	0.00	0.00
15	RUSCHE, BRANT	0.00	0.0	100.000	0.00	0.00
17	SUHR, DYLAN	0.00	0.0	100.000	0.00	0.00
18	WALL, CASEY	0.00	0.0	100.000	0.00	0.00

**Event: Sr Bull Riding**

Draw: Contestant	Event Points	Score	Time	All Around Points	Payout	
7	RICE, DYLAN	10.00	71.0	0.000	10.00	0.00
1	SUHR, DYLAN	0.00	0.0	0.000	0.00	0.00
2	FRIESE, KYLE	0.00	0.0	0.000	0.00	0.00
3	FRIESE, AUSTIN	0.00	0.0	0.000	0.00	0.00
4	HEMMINGSON, CASH	0.00	0.0	0.000	0.00	0.00
5	MACCONNELL, SKYLAR	0.00	0.0	0.000	0.00	0.00
6	GRIMM, LOGAN	0.00	0.0	0.000	0.00	0.00
8	WEIGUM, CHANCE	0.00	0.0	0.000	0.00	0.00
9	PIEPER, ELI	0.00	0.0	0.000	0.00	0.00
10	WALL, CASEY	0.00	0.0	0.000	0.00	0.00
11	PERRY, WYATT	0.00	0.0	0.000	0.00	0.00

**Event: Sr Girls Barrels**

Draw: Contestant	Event Points	Score	Time	All Around Points	Payout	
50	STROSCHEIN, HANNAH	10.00	0.0	16.280	10.00	0.00
1	MENDEL, EMILEE	9.00	0.0	16.602	9.00	0.00
32	MOODY, MADI	8.00	0.0	16.736	8.00	0.00
38	HARRINGTON, TYRA	7.00	0.0	16.993	7.00	0.00
23	HEADRICK, KENNEDY	6.00	0.0	17.044	6.00	0.00
46	HARRINGTON, TANA	5.00	0.0	17.089	5.00	0.00
36	LUTTER, EMMA	4.00	0.0	17.262	4.00	0.00
15	RETZER, PRAIRIE	3.00	0.0	17.264	3.00	0.00
6	JENSEN, JORDAN	2.00	0.0	17.400	2.00	0.00
41	KLEIN, ROCHELLE	1.00	0.0	17.410	1.00	0.00
13	WITTNEBEL, BRITTANY	0.00	0.0	17.426	0.00	0.00
22	VIZECKY, KATELYN	0.00	0.0	17.450	0.00	0.00
30	GOERGEN, SIERRA	0.00	0.0	17.492	0.00	0.00
12	LUTTER, SKYLER	0.00	0.0	17.495	0.00	0.00
20	WOLLES, KAYLA	0.00	0.0	17.561	0.00	0.00
14	BRODKORB, SIERRA	0.00	0.0	17.576	0.00	0.00
45	MACCONNELL, KYLA	0.00	0.0	17.706	0.00	0.00
33	HAUGEN, AMANDA	0.00	0.0	17.773	0.00	0.00
16	SWANSON, SYDNEY	0.00	0.0	17.851	0.00	0.00
37	MUSICK, TIERNEY	0.00	0.0	17.858	0.00	0.00
2	TEKRONY, KASSIDY	0.00	0.0	17.878	0.00	0.00
51	KAHNKE, EVIE	0.00	0.0	17.921	0.00	0.00
54	MARTENSON, MELODY	0.00	0.0	17.922	0.00	0.00
24	RINAS, KAILEE	0.00	0.0	17.955	0.00	0.00
9	JENC, SAMANTHA	0.00	0.0	17.988	0.00	0.00
19	CONNOR, MAGGIE	0.00	0.0	17.993	0.00	0.00
7	FELDHAUS, HALEY	0.00	0.0	18.013	0.00	0.00
48	BOYD, MICKEALA	0.00	0.0	18.058	0.00	0.00



South Dakota 4-H

**Listing of Scores by Rodeo**

08/02/2016

CLARK COUNTY #1

Page 8


1st Go

35	OLSON, BAILEY	0.00	0.0	18.091	0.00	0.00
3	BRASKAMP, SIDNEY	0.00	0.0	18.134	0.00	0.00
31	SWANSON, SAMANTHA	0.00	0.0	18.223	0.00	0.00
10	ULSCHMID, LANEY	0.00	0.0	18.243	0.00	0.00
55	IOTT, BROOKE	0.00	0.0	18.243	0.00	0.00
5	ROTHER, CIARA	0.00	0.0	18.289	0.00	0.00
25	FOX, MAKAYLA	0.00	0.0	18.464	0.00	0.00
39	CURRENCE, KENDRA	0.00	0.0	18.830	0.00	0.00
53	PAYE, TAYLOR	0.00	0.0	19.028	0.00	0.00
26	BRAUN, KAYLEE	0.00	0.0	19.064	0.00	0.00
43	JANKORD, RONI	0.00	0.0	19.176	0.00	0.00
47	HAUGEN, SARA	0.00	0.0	19.196	0.00	0.00
18	ANDERSON, CALLY	0.00	0.0	19.610	0.00	0.00
27	SHERIDAN, TATUM	0.00	0.0	19.611	0.00	0.00
40	BERGESON, SAMANTHA	0.00	0.0	20.068	0.00	0.00
21	BIEBER, REGAN	0.00	0.0	20.560	0.00	0.00
42	HAZEL, BRITANY	0.00	0.0	20.581	0.00	0.00
4	KRAFT, KILEY	0.00	0.0	20.701	0.00	0.00
8	KLEIN, KATHRYN	0.00	0.0	23.965	0.00	0.00
49	CRAIN, MELODY	0.00	0.0	25.042	0.00	0.00
34	BLUE, RACHEL	0.00	0.0	27.476	0.00	0.00
17	MCKENNEY, HARLEE	0.00	0.0	34.383	0.00	0.00
11	HERR, ERIKA	0.00	0.0	100.000	0.00	0.00
28	DEARING, HALEY	0.00	0.0	100.000	0.00	0.00
29	STORM, BAILEY	0.00	0.0	100.000	0.00	0.00
44	HOUSEMAN, JENNA	0.00	0.0	100.000	0.00	0.00
52	ROTHER, HUNTER	0.00	0.0	100.000	0.00	0.00

**Event: Sr Girls Breakaway**

Draw	Contestant	Event Points	Score	Time	All Around Points	Payout
29	IOTT, BROOKE	10.00	0.0	4.240	10.00	0.00
19	MCKENNEY, HARLEE	9.00	0.0	4.540	9.00	0.00
13	SCHLECHTER, TRIXIE JO	8.00	0.0	4.720	8.00	0.00
5	LUTTER, SKYLER	7.00	0.0	5.100	7.00	0.00
28	HEMMINGSON, SARA	6.00	0.0	5.670	6.00	0.00
7	CONNOR, MAGGIE	5.00	0.0	6.480	5.00	0.00
9	FOX, MAKAYLA	4.00	0.0	7.720	4.00	0.00
2	LUTTER, EMMA	3.00	0.0	13.500	3.00	0.00
1	KOEPSSELL, MORGAN	0.00	0.0	100.000	0.00	0.00
3	JANKORD, RONI	0.00	0.0	100.000	0.00	0.00
4	WITTNEBEL, BRITTANY	0.00	0.0	100.000	0.00	0.00
6	BRODKORB, SIERRA	0.00	0.0	100.000	0.00	0.00
8	SWANSON, SYDNEY	0.00	0.0	100.000	0.00	0.00
10	MOODY, MADI	0.00	0.0	100.000	0.00	0.00
11	FELDHAUS, HALEY	0.00	0.0	100.000	0.00	0.00
12	CHRISTENSEN, KAYSEE	0.00	0.0	100.000	0.00	0.00
14	ROTHER, CIARA	0.00	0.0	100.000	0.00	0.00
15	HELMER, KATE	0.00	0.0	100.000	0.00	0.00
16	VIZECKY, KATELYN	0.00	0.0	100.000	0.00	0.00
17	KONTZ, MADISON	0.00	0.0	100.000	0.00	0.00
18	ADKINS, VICTORIA	0.00	0.0	100.000	0.00	0.00
20	ALVAREZ, ZOE	0.00	0.0	100.000	0.00	0.00
21	BRASKAMP, SIDNEY	0.00	0.0	100.000	0.00	0.00





**Listing of Scores by Rodeo**

1st Go


22 MAIER, RIELEY	0.00	0.0	100.000	0.00	0.00
23 MENDEL, EMILEE	0.00	0.0	100.000	0.00	0.00
24 TEKRONY, KASSIDY	0.00	0.0	100.000	0.00	0.00
25 STROSCHEIN, HANNAH	0.00	0.0	100.000	0.00	0.00
26 LOWE, FELICIA	0.00	0.0	100.000	0.00	0.00
27 DEARING, HALEY	0.00	0.0	100.000	0.00	0.00
30 RETZER, PRAIRIE	0.00	0.0	100.000	0.00	0.00
31 ANDERSON, CALLY	0.00	0.0	100.000	0.00	0.00
32 ADAMS, CHEYENNE	0.00	0.0	100.000	0.00	0.00
33 BERGESON, SAMANTHA	0.00	0.0	100.000	0.00	0.00
34 OLSON, BAILEY	0.00	0.0	100.000	0.00	0.00
35 BIEBER, REGAN	0.00	0.0	100.000	0.00	0.00
36 PARKER, SUMMER	0.00	0.0	100.000	0.00	0.00
37 GOERGEN, SIERRA	0.00	0.0	100.000	0.00	0.00

**Event: Sr Girls Goats**

Draw: Contestant	Event Points	Score	Time	All Around Points	Payout
17 KAHNKE, EVIE	10.00	0.0	8.630	10.00	0.00
29 GOERGEN, SIERRA	9.00	0.0	8.660	9.00	0.00
18 WITTNEBEL, BRITTANY	8.00	0.0	9.220	8.00	0.00
30 IOTT, BROOKE	7.00	0.0	9.720	7.00	0.00
13 MOODY, MADI	6.00	0.0	9.880	6.00	0.00
25 FOX, MAKAYLA	5.00	0.0	9.890	5.00	0.00
14 HEMMINGSON, SARA	4.00	0.0	10.380	4.00	0.00
27 RETZER, PRAIRIE	3.00	0.0	10.470	3.00	0.00
26 LOWE, FELICIA	2.00	0.0	10.560	2.00	0.00
23 BLUE, RACHEL	1.00	0.0	11.000	1.00	0.00
12 STROSCHEIN, HANNAH	0.00	0.0	11.020	0.00	0.00
19 FELDHAUS, HALEY	0.00	0.0	11.100	0.00	0.00
20 MAIER, RIELEY	0.00	0.0	11.460	0.00	0.00
11 ULSCHMID, LANEY	0.00	0.0	11.720	0.00	0.00
8 HAUGEN, AMANDA	0.00	0.0	13.020	0.00	0.00
7 KLEIN, ROCHELLE	0.00	0.0	13.680	0.00	0.00
16 KRAFT, KILEY	0.00	0.0	15.020	0.00	0.00
9 BERGESON, SAMANTHA	0.00	0.0	15.030	0.00	0.00
15 HAZEL, BRITANY	0.00	0.0	15.800	0.00	0.00
22 BIEBER, REGAN	0.00	0.0	16.070	0.00	0.00
21 BRAUN, KAYLEE	0.00	0.0	17.660	0.00	0.00
6 JENC, SAMANTHA	0.00	0.0	20.550	0.00	0.00
1 ANDERSON, CALLY	0.00	0.0	100.000	0.00	0.00
2 HARRINGTON, TANA	0.00	0.0	100.000	0.00	0.00
3 KLEIN, KATHRYN	0.00	0.0	100.000	0.00	0.00
4 WOLLES, KAYLA	0.00	0.0	100.000	0.00	0.00
5 CONNOR, MAGGIE	0.00	0.0	100.000	0.00	0.00
10 MCKENNEY, HARLEE	0.00	0.0	100.000	0.00	0.00
24 KONTZ, MADISON	0.00	0.0	100.000	0.00	0.00
28 SHERIDAN, TATUM	0.00	0.0	100.000	0.00	0.00

**Event: Sr Girls Poles**

Draw: Contestant	Event Points	Score	Time	All Around Points	Payout
5 STROSCHEIN, HANNAH	10.00	0.0	20.996	10.00	0.00
7 SWANSON, SAMANTHA	9.00	0.0	21.811	9.00	0.00
17 MENDEL, EMILEE	8.00	0.0	21.814	8.00	0.00
32 MOODY, MADI	7.00	0.0	21.924	7.00	0.00



South Dakota 4-H

*Listing of Scores by Rodeo*

08/02/2016

CLARK COUNTY #1


Page 10

1st Go

8 HARRINGTON, TYRA	6.00	0.0	22.082	6.00	0.00
28 BRAUN, KAYLEE	5.00	0.0	22.661	5.00	0.00
42 JENC, SAMANTHA	4.00	0.0	22.707	4.00	0.00
38 IOTT, BROOKE	3.00	0.0	22.885	3.00	0.00
16 KLEIN, ROCHELLE	2.00	0.0	23.537	2.00	0.00
25 ROTHER, HUNTER	1.00	0.0	23.628	1.00	0.00
27 ROTHER, CIARA	0.00	0.0	23.994	0.00	0.00
1 BOYD, MICKEALA	0.00	0.0	24.466	0.00	0.00
37 ANDERSON, CALLY	0.00	0.0	24.510	0.00	0.00
33 FELDHAUS, HALEY	0.00	0.0	25.268	0.00	0.00
24 HOUSEMAN, JENNA	0.00	0.0	25.551	0.00	0.00
6 HAZEL, BRITANY	0.00	0.0	25.869	0.00	0.00
20 CONNOR, MAGGIE	0.00	0.0	26.725	0.00	0.00
3 LUTTER, SKYLER	0.00	0.0	27.712	0.00	0.00
18 MUSICK, TIERNEY	0.00	0.0	27.959	0.00	0.00
13 KAHNKE, EVIE	0.00	0.0	28.276	0.00	0.00
31 BLUE, RACHEL	0.00	0.0	28.607	0.00	0.00
34 HARRINGTON, TANA	0.00	0.0	28.864	0.00	0.00
21 HAUGEN, AMANDA	0.00	0.0	28.866	0.00	0.00
10 FOX, MAKAYLA	0.00	0.0	28.961	0.00	0.00
40 SWANSON, SYDNEY	0.00	0.0	29.559	0.00	0.00
45 TEKRONY, KASSIDY	0.00	0.0	29.782	0.00	0.00
22 ULSCHMID, LANEY	0.00	0.0	29.992	0.00	0.00
14 BERGESON, SAMANTHA	0.00	0.0	30.237	0.00	0.00
26 CURRENCE, KENDRA	0.00	0.0	30.260	0.00	0.00
2 MARTENSON, MELODY	0.00	0.0	30.439	0.00	0.00
35 RETZER, PRAIRIE	0.00	0.0	31.666	0.00	0.00
15 WOLLES, KAYLA	0.00	0.0	33.080	0.00	0.00
36 WITTNEBEL, BRITTANY	0.00	0.0	33.715	0.00	0.00
41 LUTTER, EMMA	0.00	0.0	34.797	0.00	0.00
29 CRAIN, MELODY	0.00	0.0	36.357	0.00	0.00
39 HAUGEN, SARA	0.00	0.0	37.311	0.00	0.00
43 PARKER, SUMMER	0.00	0.0	37.471	0.00	0.00
4 PAYE, TAYLOR	0.00	0.0	100.000	0.00	0.00
9 DEARING, HALEY	0.00	0.0	100.000	0.00	0.00
11 SHERIDAN, TATUM	0.00	0.0	100.000	0.00	0.00
12 RINAS, KAILEE	0.00	0.0	100.000	0.00	0.00
19 HEADRICK, KENNEDY	0.00	0.0	100.000	0.00	0.00
23 OLSON, BAILEY	0.00	0.0	100.000	0.00	0.00
30 KLEIN, KATHRYN	0.00	0.0	100.000	0.00	0.00
44 HERR, ERIKA	0.00	0.0	100.000	0.00	0.00
46 KRAFT, KILEY	0.00	0.0	100.000	0.00	0.00

**Event: Sr. Ribbon Roping**

Draw: Contestant	Event Points	Score	Time	All Around Points	Payout
3 PARKER, SUMMER	10.00	0.0	9.660	10.00	0.00
12 HELMER, KATE	9.00	0.0	9.890	9.00	0.00
15 BRODKORB, SIERRA	8.00	0.0	10.980	8.00	0.00
16 MAIER, RIELEY	7.00	0.0	12.330	7.00	0.00
9 JANKORD, RONI	6.00	0.0	14.430	6.00	0.00
8 GOERGEN, SIERRA	5.00	0.0	14.450	5.00	0.00
6 BRASKAMP, SIDNEY	4.00	0.0	17.210	4.00	0.00
10 LUTTER, EMMA	3.00	0.0	18.430	3.00	0.00



**Listing of Scores by Rodeo**

CLARK COUNTY #1

1st Go

1 KOEPEL, MORGAN	0.00	0.0	100.000	0.00	0.00
2 LOWE, FELICIA	0.00	0.0	100.000	0.00	0.00
4 VIZECKY, KATELYN	0.00	0.0	100.000	0.00	0.00
5 CHRISTENSEN, KAYSEE	0.00	0.0	100.000	0.00	0.00
7 ADAMS, CHEYENNE	0.00	0.0	100.000	0.00	0.00
11 ALVAREZ, ZOE	0.00	0.0	100.000	0.00	0.00
13 BERGESON, SAMANTHA	0.00	0.0	100.000	0.00	0.00
14 WITTNEBEL, BRITTANY	0.00	0.0	100.000	0.00	0.00
17 LUTTER, SKYLER	0.00	0.0	100.000	0.00	0.00

**Event: Sr. Team Roping**

Draw: Contestant	Event Points	Score	Time	All Around Points	Payout
6 HELMER, KATE (1)	10.00	0.0	14.300	10.00	0.00
6 MAIER, RIELEY (2)	10.00	0.0	14.300	10.00	0.00
12 KONTZ, BLAKE (1)	9.00	0.0	18.940	9.00	0.00
12 WRIGHT, TREY (2)	9.00	0.0	18.940	9.00	0.00
13 SCHNEIDER, COLE (1)	8.00	0.0	42.760	8.00	0.00
13 BOWES, LOGAN (2)	8.00	0.0	42.760	8.00	0.00
1 ADAMS, SUTTON (1)	0.00	0.0	100.000	0.00	0.00
2 CURRENCE, JOSH (1)	0.00	0.0	100.000	0.00	0.00
3 RUSCHE, BRANT (1)	0.00	0.0	100.000	0.00	0.00
4 GAIKOWSKI, TATE (1)	0.00	0.0	100.000	0.00	0.00
5 WITTNEBEL, BRITTANY (1)	0.00	0.0	100.000	0.00	0.00
7 JANKORD, RONI (1)	0.00	0.0	100.000	0.00	0.00
8 TEKRONY, JUSTIN (1)	0.00	0.0	100.000	0.00	0.00
9 MCKENNEY, CHAYSE (1)	0.00	0.0	100.000	0.00	0.00
10 CHRISTENSEN, TYLER (1)	0.00	0.0	100.000	0.00	0.00
11 PARKER, SUMMER (1)	0.00	0.0	100.000	0.00	0.00
14 STOLTENBURG, JACKSON (1)	0.00	0.0	100.000	0.00	0.00
15 BERGESON, ALEX (1)	0.00	0.0	100.000	0.00	0.00
16 TEKRONY, MAVRIK (1)	0.00	0.0	100.000	0.00	0.00
17 LUTTER, SKYLER (1)	0.00	0.0	100.000	0.00	0.00
1 ADAMS, CHEYENNE (2)	0.00	0.0	100.000	0.00	0.00
2 PETERSON, DEREK (2)	0.00	0.0	100.000	0.00	0.00
3 LEONHARDT, MARK (2)	0.00	0.0	100.000	0.00	0.00
4 KOEPEL, MORGAN (2)	0.00	0.0	100.000	0.00	0.00
5 LOWE, FELICIA (2)	0.00	0.0	100.000	0.00	0.00
7 HEMMINGSON, SARA (2)	0.00	0.0	100.000	0.00	0.00
8 BACH, SETH (2)	0.00	0.0	100.000	0.00	0.00
9 HALVERSON, SCOTT (2)	0.00	0.0	100.000	0.00	0.00
10 CHRISTENSEN, KAYSEE (2)	0.00	0.0	100.000	0.00	0.00
11 GOERGEN, SIERRA (2)	0.00	0.0	100.000	0.00	0.00
14 ADKINS, VICTORIA (2)	0.00	0.0	100.000	0.00	0.00
15 ROZELL, TUCKER (2)	0.00	0.0	100.000	0.00	0.00
16 TEKRONY, KASSIDY (2)	0.00	0.0	100.000	0.00	0.00
17 PIEPER, ELI (2)	0.00	0.0	100.000	0.00	0.00