



South Dakota 4-H

Listing of Scores by Rodeo

07/17/2016

BUTTE COUNTY

Page 1

1st Go

Event: Jr Boys Breakaway


Draw: Contestant	Event Points	Score	Time	All Around Points	Payout
1 DERNER, CHANCE	10.00	0.0	2.500	10.00	0.00
6 GAER, TUCKER	9.00	0.0	4.100	9.00	0.00
3 FLOYD, CAYDEN	8.00	0.0	4.310	8.00	0.00
13 THORSTENSON, TREG	7.00	0.0	4.870	7.00	0.00
4 CROWSER, KALE	6.00	0.0	6.180	6.00	0.00
11 HARTSHORN, TREVOR	0.00	0.0	100.000	0.00	0.00
2 PERRY, OWEN	0.00	0.0	100.000	0.00	0.00
17 MARTIN, TRAYLIN	0.00	0.0	100.000	0.00	0.00
14 JONES, TAYSON	0.00	0.0	100.000	0.00	0.00
7 BUCHHOLZ, BRADY	0.00	0.0	100.000	0.00	0.00
8 ABBOTT, BRADEN	0.00	0.0	100.000	0.00	0.00
15 LARSON, BILLY	0.00	0.0	100.000	0.00	0.00
18 THOMPSON, BRYNN	0.00	0.0	100.000	0.00	0.00
16 ELSHERE, TALON	0.00	0.0	100.000	0.00	0.00
5 FULLER, TREY	0.00	0.0	100.000	0.00	0.00
10 ROUTIER, BRADEN	0.00	0.0	100.000	0.00	0.00
9 WHITE, DAVID	0.00	0.0	100.000	0.00	0.00
12 HENWOOD, CHARLIE	0.00	0.0	100.000	0.00	0.00

Event: Jr Boys Cattle Ridin

Draw: Contestant	Event Points	Score	Time	All Around Points	Payout
7 BOWDEN, LOGAN	9.50	67.0	0.000	9.50	0.00
11 WOLFE, CAYDEN	9.50	67.0	0.000	9.50	0.00
10 FLOYD, CAYDEN	8.00	65.0	0.000	8.00	0.00
12 ELSHERE, THAYNE	6.50	64.0	0.000	6.50	0.00
9 HENWOOD, CHARLIE	6.50	64.0	0.000	6.50	0.00
1 GRANT, KANE	4.50	62.0	0.000	4.50	0.00
5 REDER, REECE	4.50	62.0	0.000	4.50	0.00
3 THORSTENSON, TREG	3.00	48.0	0.000	3.00	0.00
6 JOENS, RAILE	0.00	0.0	0.000	0.00	0.00
8 RODENBAUGH, JACK	0.00	0.0	0.000	0.00	0.00
2 WHITE, DAVID	0.00	0.0	0.000	0.00	0.00
4 SCHILEY, CASH	0.00	0.0	0.000	0.00	0.00

Event: Jr Boys Flag Race

Draw: Contestant	Event Points	Score	Time	All Around Points	Payout
14 GAER, TUCKER	10.00	0.0	8.441	10.00	0.00
19 FLOYD, CAYDEN	9.00	0.0	8.747	9.00	0.00
6 MARTIN, TRAYLIN	8.00	0.0	9.569	8.00	0.00
16 DERNER, CHANCE	7.00	0.0	9.603	7.00	0.00
10 LARSON, BILLY	6.00	0.0	9.753	6.00	0.00
1 JONES, TAYSON	5.00	0.0	9.941	5.00	0.00
11 ROUTIER, BRADEN	4.00	0.0	10.330	4.00	0.00
17 HENWOOD, CHARLIE	3.00	0.0	10.516	3.00	0.00
3 WHITE, DAVID	2.00	0.0	11.691	2.00	0.00
20 HARTSHORN, TREVOR	0.00	0.0	100.000	0.00	0.00
4 PERRY, OWEN	0.00	0.0	100.000	0.00	0.00
15 BUCHHOLZ, BRADY	0.00	0.0	100.000	0.00	0.00
5 ABBOTT, BRADEN	0.00	0.0	100.000	0.00	0.00
18 THOMPSON, BRYNN	0.00	0.0	100.000	0.00	0.00
21 CROWSER, KALE	0.00	0.0	100.000	0.00	0.00



South Dakota 4-H

Listing of Scores by Rodeo

07/17/2016

BUTTE COUNTY

Page 2

1st Go

9	ELSHERE, THAYNE	0.00	0.0	100.000	0.00	0.00
7	ELSHERE, TALON	0.00	0.0	100.000	0.00	0.00
13	JANVRIN, CADE	0.00	0.0	100.000	0.00	0.00
12	FULLER, TREY	0.00	0.0	100.000	0.00	0.00
8	SCHILEY, CASH	0.00	0.0	100.000	0.00	0.00
2	THORSTENSON, TREG	0.00	0.0	100.000	0.00	0.00

Event: Jr Boys Goats

Draw:	Contestant	Event Points	Score	Time	All Around Points	Payout
11	DERNER, CHANCE	10.00	0.0	12.169	10.00	0.00
9	FLOYD, CAYDEN	9.00	0.0	13.304	9.00	0.00
17	FULLER, TREY	8.00	0.0	13.927	8.00	0.00
6	MARTIN, TRAYLIN	7.00	0.0	14.040	7.00	0.00
8	LARSON, BILLY	6.00	0.0	14.440	6.00	0.00
15	JONES, TAYSON	5.00	0.0	14.654	5.00	0.00
4	BUCHHOLZ, BRADY	4.00	0.0	15.083	4.00	0.00
3	GAER, TUCKER	3.00	0.0	15.200	3.00	0.00
19	CROWSER, KALE	2.00	0.0	15.392	2.00	0.00
1	HARTSHORN, TREVOR	1.00	0.0	15.470	1.00	0.00
21	ABBOTT, BRADEN	0.00	0.0	16.300	0.00	0.00
14	THOMPSON, BRYNN	0.00	0.0	16.433	0.00	0.00
7	ELSHERE, THAYNE	0.00	0.0	17.110	0.00	0.00
16	JANVRIN, CADE	0.00	0.0	20.161	0.00	0.00
18	SCHILEY, CASH	0.00	0.0	20.360	0.00	0.00
10	HENWOOD, CHARLIE	0.00	0.0	20.641	0.00	0.00
13	ELSHERE, TALON	0.00	0.0	21.299	0.00	0.00
12	ROUTIER, BRADEN	0.00	0.0	23.650	0.00	0.00
2	WHITE, DAVID	0.00	0.0	28.650	0.00	0.00
20	OLSON, COLBY	0.00	0.0	29.756	0.00	0.00
5	THORSTENSON, TREG	0.00	0.0	100.000	0.00	0.00

Event: Jr Girls Barrels

Draw:	Contestant	Event Points	Score	Time	All Around Points	Payout
1	HILGENKAMP, SIERRA	10.00	0.0	17.814	10.00	0.00
6	DERNER, SHELBY	9.00	0.0	17.899	9.00	0.00
13	RETZER, KODI	8.00	0.0	17.916	8.00	0.00
9	WILSON, SAYLOR	7.00	0.0	17.952	7.00	0.00
12	STEELE, KAYDEN	6.00	0.0	17.967	6.00	0.00
3	FERGUSON, SIDNI	5.00	0.0	18.162	5.00	0.00
4	CRAGO, KYLEE	4.00	0.0	18.222	4.00	0.00
25	HANSON, SIDNEY	3.00	0.0	18.411	3.00	0.00
24	KIEL, HOPE	2.00	0.0	18.585	2.00	0.00
2	BROWN, KIARA	1.00	0.0	18.859	1.00	0.00
11	WESTPHAL, KATELYNN	0.00	0.0	18.893	0.00	0.00
15	FOX, ABBY	0.00	0.0	18.985	0.00	0.00
14	CRAGO, CHLOE	0.00	0.0	19.944	0.00	0.00
10	BOYD, RACHEL	0.00	0.0	20.535	0.00	0.00
23	OLSON, JANA E	0.00	0.0	20.793	0.00	0.00
20	LONG, LEXI	0.00	0.0	21.026	0.00	0.00
5	HOLBEN, SHAYLIE	0.00	0.0	21.039	0.00	0.00
21	DERR, AUDRA	0.00	0.0	21.087	0.00	0.00
17	HOWELL, SHYANNE	0.00	0.0	22.901	0.00	0.00
8	ANDERSON, ARIANNA	0.00	0.0	23.276	0.00	0.00
22	GAER, TAYLOR	0.00	0.0	29.612	0.00	0.00



South Dakota 4-H

Listing of Scores by Rodeo

07/17/2016

BUTTE COUNTY

Page 3

1st Go

7	SCHILEY, MACY	0.00	0.0	34.004	0.00	0.00
0	HUBERT, SAMANTHA	0.00	0.0	100.000	0.00	0.00
18	LONG, SHYANN	0.00	0.0	100.000	0.00	0.00
16	KRAFT, NICOLE	0.00	0.0	100.000	0.00	0.00

Event: Jr Girls Breakaway

Draw:	Contestant	Event Points	Score	Time	All Around Points	Payout
7	CRAGO, KYLEE	10.00	0.0	5.150	10.00	0.00
13	BROWN, KIARA	9.00	0.0	10.530	9.00	0.00
4	HILGENKAMP, SIERRA	8.00	0.0	16.000	8.00	0.00
11	HOWELL, SHYANNE	7.00	0.0	28.090	7.00	0.00
5	WILSON, SAYLOR	6.00	0.0	34.940	6.00	0.00
3	FOX, ABBY	0.00	0.0	100.000	0.00	0.00
12	FERGUSON, SIDNI	0.00	0.0	100.000	0.00	0.00
14	RETZER, KODI	0.00	0.0	100.000	0.00	0.00
6	GROVES, KAYCEE	0.00	0.0	100.000	0.00	0.00
1	WESTPHAL, KATELYNN	0.00	0.0	100.000	0.00	0.00
15	LONG, LEXI	0.00	0.0	100.000	0.00	0.00
2	GAER, TAYLOR	0.00	0.0	100.000	0.00	0.00
9	HANSON, SIDNEY	0.00	0.0	100.000	0.00	0.00
8	CRAGO, CHLOE	0.00	0.0	100.000	0.00	0.00
16	DERNER, SHELBY	0.00	0.0	100.000	0.00	0.00

Event: Jr Girls Goats

Draw:	Contestant	Event Points	Score	Time	All Around Points	Payout
6	GROVES, KAYCEE	10.00	0.0	10.150	10.00	0.00
7	FERGUSON, SIDNI	9.00	0.0	10.244	9.00	0.00
9	CRAGO, KYLEE	8.00	0.0	11.352	8.00	0.00
1	BROWN, KIARA	7.00	0.0	12.318	7.00	0.00
12	CROWSER, JADEN	6.00	0.0	12.340	6.00	0.00
15	SCHILEY, MACY	5.00	0.0	12.599	5.00	0.00
10	FOX, ABBY	4.00	0.0	14.123	4.00	0.00
8	CRAGO, CHLOE	3.00	0.0	14.828	3.00	0.00
16	OLSON, JANA E	2.00	0.0	15.327	2.00	0.00
11	WESTPHAL, KATELYNN	1.00	0.0	15.762	1.00	0.00
5	DERR, AUDRA	0.00	0.0	16.364	0.00	0.00
4	RETZER, KODI	0.00	0.0	17.312	0.00	0.00
3	GAER, TAYLOR	0.00	0.0	17.570	0.00	0.00
2	HOLBEN, SHAYLIE	0.00	0.0	18.476	0.00	0.00
14	WILSON, SAYLOR	0.00	0.0	23.700	0.00	0.00
13	STEELE, KAYDEN	0.00	0.0	100.000	0.00	0.00

Event: Jr Girls Poles

Draw:	Contestant	Event Points	Score	Time	All Around Points	Payout
17	STEELE, KAYDEN	10.00	0.0	21.453	10.00	0.00
13	HOWELL, SHYANNE	9.00	0.0	21.696	9.00	0.00
1	FOX, ABBY	8.00	0.0	22.900	8.00	0.00
3	DERNER, SHELBY	7.00	0.0	23.481	7.00	0.00
2	RETZER, KODI	6.00	0.0	24.145	6.00	0.00
14	DERR, AUDRA	5.00	0.0	25.335	5.00	0.00
18	LONG, SHYANN	4.00	0.0	25.685	4.00	0.00
19	WILSON, SAYLOR	3.00	0.0	26.316	3.00	0.00
23	WESTPHAL, KATELYNN	2.00	0.0	27.562	2.00	0.00
8	SCHILEY, MACY	1.00	0.0	28.358	1.00	0.00



South Dakota 4-H

Listing of Scores by Rodeo

07/17/2016

BUTTE COUNTY

Page 4

1st Go

15	CRAGO, CHLOE	0.00	0.0	28.437	0.00	0.00
5	GAER, TAYLOR	0.00	0.0	28.588	0.00	0.00
10	ANDERSON, ARIANNA	0.00	0.0	29.347	0.00	0.00
22	LONG, LEXI	0.00	0.0	30.779	0.00	0.00
21	HANSON, SIDNEY	0.00	0.0	33.214	0.00	0.00
16	KIEL, HOPE	0.00	0.0	34.492	0.00	0.00
11	CRAGO, KYLEE	0.00	0.0	46.730	0.00	0.00
9	BOYD, RACHEL	0.00	0.0	100.000	0.00	0.00
7	BROWN, KIARA	0.00	0.0	100.000	0.00	0.00
6	OLSON, JANAE	0.00	0.0	100.000	0.00	0.00
0	HUBERT, SAMANTHA	0.00	0.0	100.000	0.00	0.00
12	HILGENKAMP, SIERRA	0.00	0.0	100.000	0.00	0.00
20	KRAFT, NICOLE	0.00	0.0	100.000	0.00	0.00

Event: Jr Jr Barrels


Draw: Contestant	Event Points	Score	Time	All Around Points	Payout	
23	LONG, SKYLEE	10.00	0.0	18.537	10.00	0.00
11	MARTIN, TYLER	9.00	0.0	18.791	9.00	0.00
6	MEYER, SOPHIA	8.00	0.0	18.919	8.00	0.00
15	WESTPHAL, LACEY	7.00	0.0	18.993	7.00	0.00
2	WEISHAAR, SHAINA	6.00	0.0	19.170	6.00	0.00
17	JONES, JAYSEE	5.00	0.0	19.327	5.00	0.00
16	WEISHAAR, SERN	4.00	0.0	19.336	4.00	0.00
7	SLABA, SAVIE	3.00	0.0	19.739	3.00	0.00
22	LONG, JAKOB	2.00	0.0	19.835	2.00	0.00
13	MILLAR, RYLE	1.00	0.0	20.062	1.00	0.00
25	LONG, STETSON	0.00	0.0	20.319	0.00	0.00
19	HILGENKAMP, BRAND	0.00	0.0	20.541	0.00	0.00
0	UHERKA, TYCE	0.00	0.0	21.183	0.00	0.00
8	MAIN, ANIKA	0.00	0.0	21.745	0.00	0.00
14	VERHULST, BAILEY	0.00	0.0	23.314	0.00	0.00
1	HENWOOD, TJ	(N/M)	0.00	23.760	0.00	0.00
10	SABERS, CASON	0.00	0.0	24.280	0.00	0.00
21	JANVRIN, JET	0.00	0.0	24.429	0.00	0.00
27	CRAGO, LAINEY	0.00	0.0	24.973	0.00	0.00
26	HOWIE, BUDDY	0.00	0.0	25.903	0.00	0.00
18	HAM, BLAIR	0.00	0.0	26.015	0.00	0.00
20	BARDEN, MATTIE	0.00	0.0	26.341	0.00	0.00
4	BOYD, SIERRA	0.00	0.0	28.518	0.00	0.00
29	BERGLUND, TACE	0.00	0.0	29.981	0.00	0.00
3	MAIN, LYDIA	0.00	0.0	31.912	0.00	0.00
9	LONG, SY	0.00	0.0	42.733	0.00	0.00
12	JOHNSON, PRESLEY	0.00	0.0	100.000	0.00	0.00
24	OSMOTHERLY, ERIN	0.00	0.0	100.000	0.00	0.00
5	HUGHES, TUCKER	0.00	0.0	100.000	0.00	0.00
28	GRUEB, REAGAN	0.00	0.0	100.000	0.00	0.00

Event: Jr Jr Flag Race

Draw: Contestant	Event Points	Score	Time	All Around Points	Payout	
0	UHERKA, TYCE	0.00	0.0	0.000	0.00	0.00

Event: Jr Jr Goats

Draw: Contestant	Event Points	Score	Time	All Around Points	Payout	
6	WEISHAAR, SERN	10.00	0.0	7.280	10.00	0.00



Listing of Scores by Rodeo

BUTTE COUNTY

1st Go

16	LONG, JAKOB		9.00	0.0	7.848	9.00	0.00
5	MARTIN, TYLER		8.00	0.0	8.295	8.00	0.00
9	JANVRIN, JET		7.00	0.0	8.482	7.00	0.00
26	SABERS, CASON		6.00	0.0	8.511	6.00	0.00
25	JONES, JAYSEE		5.00	0.0	8.579	5.00	0.00
27	MAIN, ANIKA		4.00	0.0	8.604	4.00	0.00
7	VERHULST, BAILEY		3.00	0.0	8.718	3.00	0.00
11	GRUEB, REAGAN		2.00	0.0	8.871	2.00	0.00
22	MILLAR, RYLE		1.00	0.0	8.875	1.00	0.00
24	LONG, SKYLEE		0.00	0.0	9.056	0.00	0.00
15	HENWOOD, TJ	(N/M)	0.00	0.0	9.250	0.00	0.00
19	WEISHAAR, SHAINÉ		0.00	0.0	9.265	0.00	0.00
18	HILGENKAMP, BRAND		0.00	0.0	9.804	0.00	0.00
1	WESTPHAL, LACEY		0.00	0.0	9.880	0.00	0.00
14	HOWIE, BUDDY		0.00	0.0	9.912	0.00	0.00
13	HAM, BLAIR		0.00	0.0	10.273	0.00	0.00
8	MEYER, SOPHIA		0.00	0.0	10.686	0.00	0.00
20	LONG, STETSON		0.00	0.0	10.731	0.00	0.00
17	OSMOTHERLY, ERIN		0.00	0.0	10.900	0.00	0.00
21	CRAGO, LAINÉY		0.00	0.0	10.977	0.00	0.00
0	UHERKA, TYCE		0.00	0.0	12.670	0.00	0.00
3	MAIN, LYDIA		0.00	0.0	13.223	0.00	0.00
4	LONG, SY		0.00	0.0	13.610	0.00	0.00
10	BERGLUND, TACE		0.00	0.0	13.843	0.00	0.00
2	BOYD, SIERRA		0.00	0.0	14.923	0.00	0.00
23	JOHNSON, PRESLEY		0.00	0.0	100.000	0.00	0.00
12	HUGHES, TUCKER		0.00	0.0	100.000	0.00	0.00

Event: Jr Jr Poles

Draw	Contestant	Event Points	Score	Time	All Around Points	Payout	
	9 HENWOOD, TJ	(N/M)	0.00	0.0	24.296	0.00	0.00
	13 WEISHAAR, SHAINÉ		0.00	0.0	24.559	0.00	0.00
	19 SLABA, SAVIE		0.00	0.0	24.842	0.00	0.00
	23 LONG, STETSON		0.00	0.0	24.847	0.00	0.00
	26 WESTPHAL, LACEY		0.00	0.0	25.443	0.00	0.00
	15 MILLAR, RYLE		0.00	0.0	26.237	0.00	0.00
	0 UHERKA, TYCE		0.00	0.0	27.837	0.00	0.00
	11 WEISHAAR, SERN		0.00	0.0	28.139	0.00	0.00
	6 JONES, JAYSEE		0.00	0.0	28.395	0.00	0.00
	12 OSMOTHERLY, ERIN		0.00	0.0	29.067	0.00	0.00
	1 VERHULST, BAILEY		0.00	0.0	29.337	0.00	0.00
	4 JANVRIN, JET		0.00	0.0	29.399	0.00	0.00
	3 LONG, JAKOB		0.00	0.0	29.586	0.00	0.00
	25 HILGENKAMP, BRAND		0.00	0.0	30.747	0.00	0.00
	8 BOYD, SIERRA		0.00	0.0	31.193	0.00	0.00
	18 GRUEB, REAGAN		0.00	0.0	32.394	0.00	0.00
	14 MARTIN, TYLER		0.00	0.0	32.540	0.00	0.00
	5 HOWIE, BUDDY		0.00	0.0	34.075	0.00	0.00
	24 HAM, BLAIR		0.00	0.0	35.886	0.00	0.00
	16 LONG, SY		0.00	0.0	46.798	0.00	0.00
	22 MEYER, SOPHIA		0.00	0.0	100.000	0.00	0.00
	17 JOHNSON, PRESLEY		0.00	0.0	100.000	0.00	0.00
	2 BARDEN, MATTIE		0.00	0.0	100.000	0.00	0.00



South Dakota 4-H

Listing of Scores by Rodeo

07/17/2016

BUTTE COUNTY

Page 6

1st Go

10 BERGLUND, TACE	0.00	0.0	100.000	0.00	0.00
20 HUGHES, TUCKER	0.00	0.0	100.000	0.00	0.00
7 CRAGO, LAINEY	0.00	0.0	100.000	0.00	0.00
21 LONG, SKYLEE	0.00	0.0	100.000	0.00	0.00

Event: Jr Jr Steer Riding

Draw: Contestant	Event Points	Score	Time	All Around Points	Payout
3 LEMMEL, CADE	10.00	66.0	0.000	10.00	0.00
1 LONG, STETSON	9.00	63.0	0.000	9.00	0.00
6 HENWOOD, TJ	(N/M)	0.00	61.0	0.000	0.00
2 MARTIN, TYLER	8.00	29.0	0.000	8.00	0.00
4 SPENCER, JACKSON	0.00	0.0	0.000	0.00	0.00
5 HUGHES, TUCKER	0.00	0.0	0.000	0.00	0.00

Event: Sr Boys Bareback Rid

Draw: Contestant	Event Points	Score	Time	All Around Points	Payout
1 GARRETT, MORGEN	0.00	0.0	0.000	0.00	0.00

Event: Sr Boys Saddle Bronc

Draw: Contestant	Event Points	Score	Time	All Around Points	Payout
2 CRAGO, COOPER	10.00	69.0	0.000	10.00	0.00
1 SEXTON, PADEN	9.00	61.0	0.000	9.00	0.00

Event: Sr Boys Str Wrstlng

Draw: Contestant	Event Points	Score	Time	All Around Points	Payout
1 ADAMS, SAM	10.00	0.0	11.900	10.00	0.00

Event: Sr Boys Tie Down


Draw: Contestant	Event Points	Score	Time	All Around Points	Payout
7 ROBERTS, CORD	10.00	0.0	22.940	10.00	0.00
6 ADAMS, SAM	0.00	0.0	100.000	0.00	0.00
1 BOLDON, BAXTER	0.00	0.0	100.000	0.00	0.00
4 LARSON, SAM	0.00	0.0	100.000	0.00	0.00
2 CRAGO, COOPER	0.00	0.0	100.000	0.00	0.00
3 CRAGO, CHET	0.00	0.0	100.000	0.00	0.00
5 CLARK, KOLTER	0.00	0.0	100.000	0.00	0.00

Event: Sr Bull Riding

Draw: Contestant	Event Points	Score	Time	All Around Points	Payout
2 OLSON, CHANCE	10.00	66.0	0.000	10.00	0.00
1 JOENS, HADLEY	9.00	62.0	0.000	9.00	0.00
3 GARRETT, MORGEN	0.00	0.0	0.000	0.00	0.00

Event: Sr Girls Barrels

Draw: Contestant	Event Points	Score	Time	All Around Points	Payout
3 HAM, MEZA	10.00	0.0	17.188	10.00	0.00
29 WILLIAMS, BRIANNA	9.00	0.0	17.248	9.00	0.00
22 RYAN, MOLLY	8.00	0.0	17.438	8.00	0.00
11 MCDONNELL, COURTNEY	7.00	0.0	17.589	7.00	0.00
18 HURST, SADEE	6.00	0.0	17.848	6.00	0.00
1 RETZER, PRAIRIE	5.00	0.0	17.917	5.00	0.00
31 MILLER, MIKENZY	4.00	0.0	17.940	4.00	0.00
32 MARCH, MADISON	3.00	0.0	18.059	3.00	0.00
10 GAER, TORI	2.00	0.0	18.067	2.00	0.00
19 RYAN, JESSICA	1.00	0.0	18.073	1.00	0.00
30 PHILIPSEN, BRIANNA	0.00	0.0	18.107	0.00	0.00
17 WEYER, TRINITY	0.00	0.0	18.174	0.00	0.00



South Dakota 4-H

Listing of Scores by Rodeo

07/17/2016

BUTTE COUNTY

Page 7

1st Go

5	GARRETT, MADDIE	0.00	0.0	18.189	0.00	0.00
9	BOYD, MICKEALA	0.00	0.0	18.358	0.00	0.00
26	STEVENS, AUBREE	0.00	0.0	18.382	0.00	0.00
25	WILLIAMS, BROOKLYN	0.00	0.0	18.493	0.00	0.00
13	THORSTENSON, TAYLA	0.00	0.0	18.715	0.00	0.00
15	WOODWARD, JADYN	0.00	0.0	18.753	0.00	0.00
12	HEIL, JESSICA	0.00	0.0	18.877	0.00	0.00
14	HAFNER, NICOLE	0.00	0.0	19.044	0.00	0.00
24	HEITZ, RYDER	0.00	0.0	19.500	0.00	0.00
27	BUCHHOLZ, MOLLY	0.00	0.0	19.693	0.00	0.00
23	VERHULST, KARLI	0.00	0.0	19.928	0.00	0.00
4	MCCARTHY, ALIESHA	0.00	0.0	20.947	0.00	0.00
6	MYERS, SALENA	0.00	0.0	21.531	0.00	0.00
0	SCHNOSE, MYKELSI	0.00	0.0	22.916	0.00	0.00
2	ALEXANDER, AUSTIN	0.00	0.0	23.625	0.00	0.00
7	TRENT, KAYLEE	0.00	0.0	24.541	0.00	0.00
20	MCCOY, KATIE	0.00	0.0	100.000	0.00	0.00
21	VOS, SARAH	0.00	0.0	100.000	0.00	0.00
16	HANSON, BROOKLYN	0.00	0.0	100.000	0.00	0.00
8	HAINES, LENA E	0.00	0.0	100.000	0.00	0.00
28	FUERST, SYDNEY	0.00	0.0	100.000	0.00	0.00

Event: Sr Girls Breakaway

Draw:	Contestant	Event Points	Score	Time	All Around Points	Payout
21	PHILIPSEN, BRIANNA	10.00	0.0	2.750	10.00	0.00
6	RYAN, JESSICA	9.00	0.0	3.600	9.00	0.00
5	GROVES, KAILYN	8.00	0.0	4.430	8.00	0.00
15	HAM, MEZA	7.00	0.0	12.820	7.00	0.00
4	SHOEMAKER, JAYDEN	6.00	0.0	12.880	6.00	0.00
19	HURST, SADEE	5.00	0.0	26.970	5.00	0.00
9	MILLER, MIKENZY	0.00	0.0	100.000	0.00	0.00
14	WOODWARD, JADYN	0.00	0.0	100.000	0.00	0.00
12	GAER, TORI	0.00	0.0	100.000	0.00	0.00
16	LARSON, KASEY	0.00	0.0	100.000	0.00	0.00
1	MCDONNELL, COURTNEY	0.00	0.0	100.000	0.00	0.00
3	WILLIAMS, BRIANNA	0.00	0.0	100.000	0.00	0.00
11	RYAN, MOLLY	0.00	0.0	100.000	0.00	0.00
10	RETZER, PRAIRIE	0.00	0.0	100.000	0.00	0.00
2	HAFNER, NICOLE	0.00	0.0	100.000	0.00	0.00
17	STEVENS, AUBREE	0.00	0.0	100.000	0.00	0.00
23	MIKKELSON, MIKENZIE	0.00	0.0	100.000	0.00	0.00
8	CLARK, KAYLEE	0.00	0.0	100.000	0.00	0.00
18	JEWETT, SUSY	0.00	0.0	100.000	0.00	0.00
13	VERHULST, KARLI	0.00	0.0	100.000	0.00	0.00
7	THORSTENSON, TAYLA	0.00	0.0	100.000	0.00	0.00
20	HANSON, BROOKLYN	0.00	0.0	100.000	0.00	0.00
22	FUERST, SYDNEY	0.00	0.0	100.000	0.00	0.00
0	SCHNOSE, MYKELSI	0.00	0.0	100.000	0.00	0.00

Event: Sr Girls Goats

Draw:	Contestant	Event Points	Score	Time	All Around Points	Payout
7	GROVES, KAILYN	10.00	0.0	8.210	10.00	0.00
10	MCDONNELL, COURTNEY	9.00	0.0	9.835	9.00	0.00
11	MILLER, MIKENZY	8.00	0.0	10.074	8.00	0.00



South Dakota 4-H

Listing of Scores by Rodeo

07/17/2016

BUTTE COUNTY

Page 8

1st Go


14 GAER, TORI	7.00	0.0	10.412	7.00	0.00
1 WILLIAMS, BRIANNA	6.00	0.0	10.699	6.00	0.00
13 VOS, SARAH	5.00	0.0	10.754	5.00	0.00
5 CLARK, KAYLEE	4.00	0.0	11.111	4.00	0.00
12 WILLIAMS, BROOKLYN	3.00	0.0	11.127	3.00	0.00
3 VERHULST, KARLI	2.00	0.0	11.782	2.00	0.00
4 HURST, SADEE	1.00	0.0	11.823	1.00	0.00
6 BUCHHOLZ, MOLLY	0.00	0.0	11.921	0.00	0.00
9 SHOEMAKER, JAYDEN	0.00	0.0	12.126	0.00	0.00
15 RETZER, PRAIRIE	0.00	0.0	12.173	0.00	0.00
8 RYAN, MOLLY	0.00	0.0	12.297	0.00	0.00
16 TRENT, KAYLEE	0.00	0.0	16.824	0.00	0.00
2 THORSTENSON, TAYLA	0.00	0.0	100.000	0.00	0.00

Event: Sr Girls Poles

Draw: Contestant	Event Points	Score	Time	All Around Points	Payout
0 SCHNOSE, MYKELSI	10.00	0.0	21.154	10.00	0.00
27 MILLER, MIKENZY	9.00	0.0	21.219	9.00	0.00
29 GARRETT, MADDIE	8.00	0.0	21.479	8.00	0.00
6 STEVENS, AUBREE	7.00	0.0	21.614	7.00	0.00
20 RYAN, MOLLY	6.00	0.0	22.132	6.00	0.00
11 FUERST, SYDNEY	5.00	0.0	22.166	5.00	0.00
19 MARCH, MADISON	4.00	0.0	22.334	4.00	0.00
18 HAM, MEZA	3.00	0.0	24.663	3.00	0.00
28 HAFNER, NICOLE	2.00	0.0	25.002	2.00	0.00
5 BOYD, MICKEALA	1.00	0.0	25.366	1.00	0.00
10 RYAN, JESSICA	0.00	0.0	26.405	0.00	0.00
14 WILLIAMS, BRIANNA	0.00	0.0	27.261	0.00	0.00
25 MCDONNELL, COURTNEY	0.00	0.0	27.474	0.00	0.00
22 HAINES, LENA E	0.00	0.0	28.475	0.00	0.00
26 WILLIAMS, BROOKLYN	0.00	0.0	28.486	0.00	0.00
2 WOODWARD, JADYN	0.00	0.0	28.638	0.00	0.00
21 WEYER, TRINITY	0.00	0.0	28.709	0.00	0.00
1 HURST, SADEE	0.00	0.0	28.833	0.00	0.00
3 ALEXANDER, AUSTIN	0.00	0.0	30.941	0.00	0.00
4 MCCARTHY, ALIESHA	0.00	0.0	31.705	0.00	0.00
9 GAER, TORI	0.00	0.0	32.934	0.00	0.00
24 GROVES, KAILYN	0.00	0.0	33.592	0.00	0.00
13 HEIL, JESSICA	0.00	0.0	33.677	0.00	0.00
7 HANSON, BROOKLYN	0.00	0.0	34.949	0.00	0.00
12 RETZER, PRAIRIE	0.00	0.0	36.411	0.00	0.00
16 JEWETT, SUSY	0.00	0.0	37.193	0.00	0.00
23 HEITZ, RYDER	0.00	0.0	41.525	0.00	0.00
17 MCCOY, KATIE	0.00	0.0	100.000	0.00	0.00
8 TRENT, KAYLEE	0.00	0.0	100.000	0.00	0.00
15 VERHULST, KARLI	0.00	0.0	100.000	0.00	0.00

Event: Sr. Ribbon Roping

Draw: Contestant	Event Points	Score	Time	All Around Points	Payout
6 HANSON, BROOKLYN	10.00	0.0	24.460	10.00	0.00
9 MILLER, MIKENZY	0.00	0.0	100.000	0.00	0.00
2 WOODWARD, JADYN	0.00	0.0	100.000	0.00	0.00
5 HURST, SADEE	0.00	0.0	100.000	0.00	0.00
7 GAER, TORI	0.00	0.0	100.000	0.00	0.00



Listing of Scores by Rodeo

1st Go

4 LARSON, KASEY	0.00	0.0	100.000	0.00	0.00
1 GROVES, KAILYN	0.00	0.0	100.000	0.00	0.00
3 CLARK, KAYLEE	0.00	0.0	100.000	0.00	0.00
8 PHILIPSEN, BRIANNA	0.00	0.0	100.000	0.00	0.00

Event: Sr. Team Roping

Draw: Contestant	Event Points	Score	Time	All Around Points	Payout
1 CRAGO, CHET (1)	10.00	0.0	12.940	10.00	0.00
1 CRAGO, COOPER (2)	10.00	0.0	12.940	10.00	0.00
0 SCHNOSE, MYKELSI (1)	9.00	0.0	16.750	9.00	0.00
0 SCHNOSE, CLAY (2)	9.00	0.0	16.750	9.00	0.00
7 HOLBEN, STRAN (1)	8.00	0.0	36.620	8.00	0.00
7 MCAMIS, TEE (2)	8.00	0.0	36.620	8.00	0.00
0 HAFNER, NICOLE (1)	7.00	0.0	39.160	7.00	0.00
0 ROBERTS, CORD (2)	7.00	0.0	39.160	7.00	0.00
4 SHOEMAKER, JAYDEN (1)	0.00	0.0	100.000	0.00	0.00
2 HURST, SADEE (1)	0.00	0.0	100.000	0.00	0.00
6 GAER, TORI (1)	0.00	0.0	100.000	0.00	0.00
3 LARSON, SAM (1)	0.00	0.0	100.000	0.00	0.00
5 CLARK, KAYLEE (1)	0.00	0.0	100.000	0.00	0.00
4 MILLER, MIKENZY (2)	0.00	0.0	100.000	0.00	0.00
2 ADAMS, SAM (2)	0.00	0.0	100.000	0.00	0.00
6 BOLDON, BAXTER (2)	0.00	0.0	100.000	0.00	0.00
3 LARSON, KASEY (2)	0.00	0.0	100.000	0.00	0.00
5 PHILIPSEN, BRIANNA (2)	0.00	0.0	100.000	0.00	0.00