

South Dakota 4-H

*Listing of Scores by Rodeo*

07/24/2016

BRULE COUNTY

Page 1


1st Go

**Event: Jr Boys Breakaway**

Draw: Contestant	Event Points	Score	Time	All Around Points	Payout
17 ELLIS, CORD	10.00	0.0	3.510	10.00	0.00
3 COWAN, TEVIN	9.00	0.0	3.890	9.00	0.00
9 PULSCHER, COLTON	8.00	0.0	4.730	8.00	0.00
24 ESSER, TOBIN	7.00	0.0	5.330	7.00	0.00
7 BLASIUS, BURK	6.00	0.0	5.370	6.00	0.00
5 GOURNEAU, TEAGAN	5.00	0.0	9.080	5.00	0.00
13 TIBBITTS, WYATT	4.00	0.0	18.060	4.00	0.00
41 BLASIUS, BLAIR	3.00	0.0	24.270	3.00	0.00
38 CORDES, KIPP	2.00	0.0	26.720	2.00	0.00
6 KAPPENMAN, NICK	0.00	0.0	100.000	0.00	0.00
27 LARSON, JESSE	0.00	0.0	100.000	0.00	0.00
28 MOORE, DALTON	0.00	0.0	100.000	0.00	0.00
36 PHILLIPS, GARRET	0.00	0.0	100.000	0.00	0.00
30 SCHMIDT, RHONE	0.00	0.0	100.000	0.00	0.00
40 KING, NATHANIAL	0.00	0.0	100.000	0.00	0.00
1 KENNEDY, CARTER	0.00	0.0	100.000	0.00	0.00
20 FLOYD, TYSON	0.00	0.0	100.000	0.00	0.00
8 BRUNS, ROYCE	0.00	0.0	100.000	0.00	0.00
25 GOOD, DENTON	0.00	0.0	100.000	0.00	0.00
2 MOUSEL, JACK	0.00	0.0	100.000	0.00	0.00
35 MOUSEL, JASE	0.00	0.0	100.000	0.00	0.00
12 LAMMERS, JAMES	0.00	0.0	100.000	0.00	0.00
10 AASBY, GRADY	0.00	0.0	100.000	0.00	0.00
4 KNOX, TREYTON	0.00	0.0	100.000	0.00	0.00
15 COWAN, TELSON	0.00	0.0	100.000	0.00	0.00
16 COWAN, TRAKE	0.00	0.0	100.000	0.00	0.00
29 ALLEN, TY	0.00	0.0	100.000	0.00	0.00
33 BUNDE, SUTTON	0.00	0.0	100.000	0.00	0.00
22 KANSANBACK, WADE	0.00	0.0	100.000	0.00	0.00
21 SHELBOURN, STETSON	0.00	0.0	100.000	0.00	0.00
26 SPENCER, TRISTAN	0.00	0.0	100.000	0.00	0.00
32 HEBB, MARTY	0.00	0.0	100.000	0.00	0.00
14 REIS, BUSTER	0.00	0.0	100.000	0.00	0.00
31 REIS, SWADE	0.00	0.0	100.000	0.00	0.00
11 HEATH, SETH	0.00	0.0	100.000	0.00	0.00
37 OLSON, WYATT	0.00	0.0	100.000	0.00	0.00
34 BLASIUS, JACE	0.00	0.0	100.000	0.00	0.00
39 GARNOS, MCCALL	0.00	0.0	100.000	0.00	0.00
19 PETERSEK, LINKYN	0.00	0.0	100.000	0.00	0.00
23 HEATHERSHAW, MALCOLM	0.00	0.0	100.000	0.00	0.00
18 HEATHERSHAW, MATHEW	0.00	0.0	100.000	0.00	0.00
42 MICHALEK, COLTON	0.00	0.0	100.000	0.00	0.00
43 WILLIAMS, BURKE	0.00	0.0	100.000	0.00	0.00

**Event: Jr Boys Cattle Ridin**

Draw: Contestant	Event Points	Score	Time	All Around Points	Payout
2 AASBY, GRADY	10.00	62.0	0.000	10.00	0.00
8 COWAN, TEVIN	8.50	55.0	0.000	8.50	0.00
10 GRANT, KANE	8.50	55.0	0.000	8.50	0.00
6 CORDES, KIPP	0.00	0.0	0.000	0.00	0.00
5 LARSON, JESSE	0.00	0.0	0.000	0.00	0.00



South Dakota 4-H

## Listing of Scores by Rodeo

07/24/2016

BRULE COUNTY


Page 2

1st Go

7	MCCAULEY, TUCKER	(N/M)	0.00	0.0	0.000	0.00	0.00
4	KNOX, TREYTON		0.00	0.0	0.000	0.00	0.00
1	ALLEN, TY		0.00	0.0	0.000	0.00	0.00
9	HEBB, MARTY		0.00	0.0	0.000	0.00	0.00
3	VARILEK, GARRET		0.00	0.0	0.000	0.00	0.00

### Event: Jr Boys Flag Race

Draw:	Contestant	Event Points	Score	Time	All Around Points	Payout
9	REIS, SWADE	10.00	0.0	8.053	10.00	0.00
23	PETERSEK, LINKYN	9.00	0.0	8.190	9.00	0.00
26	HEATHERSHAW, MALCOLM	8.00	0.0	8.300	8.00	0.00
40	MICHALEK, COLTON	7.00	0.0	8.429	7.00	0.00
2	SCHMIDT, RHONE	6.00	0.0	8.448	6.00	0.00
36	CORDES, KIPP	5.00	0.0	8.555	5.00	0.00
5	BLASIUS, JACE	4.00	0.0	8.706	4.00	0.00
25	BLASIUS, BLAIR	3.00	0.0	8.712	3.00	0.00
28	KING, NATHANIAL	2.00	0.0	8.720	2.00	0.00
8	ESSER, TOBIN	1.00	0.0	8.813	1.00	0.00
7	COWAN, TEVIN	0.00	0.0	8.864	0.00	0.00
35	LARSON, JESSE	0.00	0.0	8.875	0.00	0.00
44	BLASIUS, BURK	0.00	0.0	8.884	0.00	0.00
11	ELLIS, CORD	0.00	0.0	8.952	0.00	0.00
12	HEATHERSHAW, MATHEW	0.00	0.0	9.044	0.00	0.00
31	HAUGEN, ELI	0.00	0.0	9.227	0.00	0.00
6	KANSANBACK, WADE	0.00	0.0	9.375	0.00	0.00
39	FLOYD, TYSON	0.00	0.0	9.495	0.00	0.00
22	PULSCHER, COLTON	0.00	0.0	9.521	0.00	0.00
31	BRUNS, ROYCE	0.00	0.0	9.613	0.00	0.00
31	WILLIAMS, BURKE	0.00	0.0	9.794	0.00	0.00
27	OLSON, WYATT	0.00	0.0	10.042	0.00	0.00
45	BAIREY, PADEN	0.00	0.0	10.227	0.00	0.00
38	HEBB, MARTY	0.00	0.0	10.496	0.00	0.00
43	MOUSEL, JACK	0.00	0.0	11.028	0.00	0.00
13	GARNOS, MCCALL	0.00	0.0	11.032	0.00	0.00
37	JUNGWIRTH, JAXON	0.00	0.0	11.835	0.00	0.00
3	ELWOOD, WILEY	0.00	0.0	11.930	0.00	0.00
46	KAPPENMAN, NICK	0.00	0.0	100.000	0.00	0.00
41	MOORE, DALTON	0.00	0.0	100.000	0.00	0.00
24	PHILLIPS, GARRET	0.00	0.0	100.000	0.00	0.00
32	KAISER, ABE	0.00	0.0	100.000	0.00	0.00
29	KENNEDY, CARTER	0.00	0.0	100.000	0.00	0.00
16	GOURNEAU, TEAGAN	0.00	0.0	100.000	0.00	0.00
15	GARRY, CARSON	0.00	0.0	100.000	0.00	0.00
20	MOUSEL, JASE	0.00	0.0	100.000	0.00	0.00
47	TIBBITTS, WYATT	0.00	0.0	100.000	0.00	0.00
34	LAMMERS, JAMES	0.00	0.0	100.000	0.00	0.00
42	AASBY, GRADY	0.00	0.0	100.000	0.00	0.00
14	KNOX, TREYTON	0.00	0.0	100.000	0.00	0.00
18	COWAN, TELSON	0.00	0.0	100.000	0.00	0.00
33	COWAN, TRAKE	0.00	0.0	100.000	0.00	0.00
10	ALLEN, TY	0.00	0.0	100.000	0.00	0.00
4	BUNDE, SUTTON	0.00	0.0	100.000	0.00	0.00
17	WOLLES, CLAY	0.00	0.0	100.000	0.00	0.00



*Listing of Scores by Rodeo*


BRULE COUNTY

1st Go

30	SHELBOURN, STETSON	0.00	0.0	100.000	0.00	0.00
1	SPENCER, TRISTAN	0.00	0.0	100.000	0.00	0.00
19	REIS, BUSTER	0.00	0.0	100.000	0.00	0.00
21	HEATH, SETH	0.00	0.0	100.000	0.00	0.00
0	VARILEK, GARRET	0.00	0.0	100.000	0.00	0.00
0	MOORE, ROPER	0.00	0.0	100.000	0.00	0.00
0	HAVLIK, HOLDEN	0.00	0.0	100.000	0.00	0.00

**Event: Jr Boys Goats**

Draw:	Contestant	Event Points	Score	Time	All Around Points	Payout
22	OLSON, WYATT	10.00	0.0	10.710	10.00	0.00
27	GOOD, DENTON	9.00	0.0	11.740	9.00	0.00
16	WOLLES, CLAY	8.00	0.0	12.370	8.00	0.00
29	ESSER, TOBIN	7.00	0.0	12.450	7.00	0.00
7	COWAN, TELSON	6.00	0.0	12.700	6.00	0.00
17	BLASIUS, BURK	5.00	0.0	13.130	5.00	0.00
33	PETERSEK, LINKYN	4.00	0.0	13.280	4.00	0.00
23	TIBBITTS, WYATT	3.00	0.0	14.170	3.00	0.00
38	ELLIS, CORD	2.00	0.0	14.520	2.00	0.00
12	REIS, BUSTER	1.00	0.0	15.190	1.00	0.00
36	HEBB, MARTY	0.00	0.0	15.250	0.00	0.00
8	PHILLIPS, GARRET	0.00	0.0	15.530	0.00	0.00
20	FLOYD, TYSON	0.00	0.0	15.560	0.00	0.00
6	HAUGEN, ELI	0.00	0.0	15.620	0.00	0.00
6	WILLIAMS, BURKE	0.00	0.0	16.780	0.00	0.00
18	ALLEN, TY	0.00	0.0	16.960	0.00	0.00
26	AASBY, GRADY	0.00	0.0	17.070	0.00	0.00
24	HEATH, SETH	0.00	0.0	17.440	0.00	0.00
19	BLASIUS, BLAIR	0.00	0.0	17.610	0.00	0.00
34	COWAN, TEVIN	0.00	0.0	17.820	0.00	0.00
6	BRUNS, ROYCE	0.00	0.0	18.170	0.00	0.00
37	MOORE, DALTON	0.00	0.0	18.570	0.00	0.00
0	BLASIUS, JACE	0.00	0.0	18.670	0.00	0.00
13	LAMMERS, JAMES	0.00	0.0	19.440	0.00	0.00
15	SPENCER, TRISTAN	0.00	0.0	19.470	0.00	0.00
11	MOUSEL, JACK	0.00	0.0	19.750	0.00	0.00
30	COWAN, TRAKE	0.00	0.0	19.840	0.00	0.00
1	KANSANBACK, WADE	0.00	0.0	21.050	0.00	0.00
21	MOUSEL, JASE	0.00	0.0	22.510	0.00	0.00
3	MICHALEK, COLTON	0.00	0.0	22.530	0.00	0.00
35	KAISER, ABE	0.00	0.0	24.340	0.00	0.00
0	MOORE, ROPER	0.00	0.0	24.660	0.00	0.00
25	BAIREY, PADEN	0.00	0.0	27.130	0.00	0.00
32	KNOX, TREYTON	0.00	0.0	28.300	0.00	0.00
2	KAPPENMAN, NICK	0.00	0.0	100.000	0.00	0.00
31	CORDES, KIPP	0.00	0.0	100.000	0.00	0.00
10	GOURNEAU, TEAGAN	0.00	0.0	100.000	0.00	0.00
5	GARRY, CARSON	0.00	0.0	100.000	0.00	0.00
14	BUNDE, SUTTON	0.00	0.0	100.000	0.00	0.00
28	GARNOS, MCCALL	0.00	0.0	100.000	0.00	0.00
4	JUNGWIRTH, JAXON	0.00	0.0	100.000	0.00	0.00
9	VARILEK, GARRET	0.00	0.0	100.000	0.00	0.00
0	HAVLIK, HOLDEN	0.00	0.0	100.000	0.00	0.00



South Dakota 4-H

*Listing of Scores by Rodeo*

07/24/2016

BRULE COUNTY

Page 4


1st Go

**Event: Jr Girls Barrels**

Draw: Contestant	Event Points	Score	Time	All Around Points	Payout
15 MERRILL, TEARRA	10.00	0.0	16.819	10.00	0.00
28 KNIPPLING, KAZNEY	9.00	0.0	16.914	9.00	0.00
1 JANDREAU, OAKLEY	8.00	0.0	17.160	8.00	0.00
27 HANSON, RAMEE JO	7.00	0.0	17.316	7.00	0.00
36 HUSSEY, SIDNEY	6.00	0.0	17.354	6.00	0.00
7 CORDES, PIPER	5.00	0.0	17.440	5.00	0.00
22 HAVLIK, KATE	4.00	0.0	17.505	4.00	0.00
24 RISING, KENADI	3.00	0.0	17.521	3.00	0.00
23 NESS, SWAYZE	2.00	0.0	17.565	2.00	0.00
43 MCCORD, SIDNEY	1.00	0.0	17.624	1.00	0.00
8 NELSON, SHAW	0.00	0.0	17.636	0.00	0.00
13 STROUP, TAYLEE	0.00	0.0	17.729	0.00	0.00
29 WOODWARD, JESSICA	0.00	0.0	17.760	0.00	0.00
19 STARR, TARYN	0.00	0.0	17.781	0.00	0.00
21 CARROLL, CHEYENNE	0.00	0.0	17.887	0.00	0.00
17 HAVLIK, HANNAH	0.00	0.0	17.978	0.00	0.00
24 HOXENG, TAYLOR	0.00	0.0	18.281	0.00	0.00
34 FAGERHAUG, RAYLEE	0.00	0.0	18.385	0.00	0.00
31 KLEIN, MAGGIE	0.00	0.0	18.398	0.00	0.00
14 BUETTNER, JORDYN	0.00	0.0	18.530	0.00	0.00
2 LAMMERS, PATRICIA	0.00	0.0	19.074	0.00	0.00
32 MCCORD, JOSIE	0.00	0.0	19.495	0.00	0.00
35 CHELMO, TAYA	0.00	0.0	19.703	0.00	0.00
11 ELWOOD, HALEIGH	0.00	0.0	19.743	0.00	0.00
18 MCGREGOR, TAYLOR	0.00	0.0	19.746	0.00	0.00
5 MCCOY, NATALIE	0.00	0.0	19.969	0.00	0.00
10 DEUTSCHER, SEARRA	0.00	0.0	20.061	0.00	0.00
12 HUSTED, HALEY	0.00	0.0	20.086	0.00	0.00
26 ANSTINE, JOSEY	0.00	0.0	20.164	0.00	0.00
37 HEEZEN, HANNAH	0.00	0.0	20.386	0.00	0.00
6 KOTT, JESSICA	0.00	0.0	21.212	0.00	0.00
3 MUNSEN, CHLOE	0.00	0.0	21.582	0.00	0.00
39 WEBORG, KATE	0.00	0.0	22.168	0.00	0.00
9 BERGESON, JAMI	0.00	0.0	22.220	0.00	0.00
16 FORMAN, DALE LEE	0.00	0.0	22.897	0.00	0.00
30 HANSON, PIPER	0.00	0.0	25.435	0.00	0.00
38 HEATH, SAYDEE	0.00	0.0	27.570	0.00	0.00
33 MCGREGOR, SIERRA	0.00	0.0	32.451	0.00	0.00
25 HEBB, ELENA	0.00	0.0	100.000	0.00	0.00

**Event: Jr Girls Breakaway**

Draw: Contestant	Event Points	Score	Time	All Around Points	Payout
1 NELSON, SHAW	10.00	0.0	4.090	10.00	0.00
18 KAISER, ARISTA	9.00	0.0	4.930	9.00	0.00
29 HUSTED, HALEY	8.00	0.0	9.010	8.00	0.00
17 ELWOOD, KEELEIGH	7.00	0.0	15.810	7.00	0.00
11 KNIPPLING, KAZNEY	6.00	0.0	16.920	6.00	0.00
15 MOUSEL, JOSIE	5.00	0.0	17.920	5.00	0.00
23 CORDES, PIPER	0.00	0.0	100.000	0.00	0.00
3 BUETTNER, JORDYN	0.00	0.0	100.000	0.00	0.00
8 MUNSEN, CHLOE	0.00	0.0	100.000	0.00	0.00



**Listing of Scores by Rodeo**


BRULE COUNTY

1st Go

14	CARROLL, CHEYENNE		0.00	0.0	100.000	0.00	0.00
27	STARR, TARYN		0.00	0.0	100.000	0.00	0.00
22	STROUP, TAYLEE		0.00	0.0	100.000	0.00	0.00
24	WOODWARD, JESSICA		0.00	0.0	100.000	0.00	0.00
4	MCGREGOR, SIERRA		0.00	0.0	100.000	0.00	0.00
30	MCGREGOR, TAYLOR		0.00	0.0	100.000	0.00	0.00
26	NESS, SWAYZE		0.00	0.0	100.000	0.00	0.00
7	HANSON, PIPER		0.00	0.0	100.000	0.00	0.00
2	LAMMERS, PATRICIA		0.00	0.0	100.000	0.00	0.00
28	HAVLIK, KATE		0.00	0.0	100.000	0.00	0.00
20	HAVLIK, HANNAH		0.00	0.0	100.000	0.00	0.00
25	FORMAN, DALE LEE		0.00	0.0	100.000	0.00	0.00
9	MCCORD, JOSIE		0.00	0.0	100.000	0.00	0.00
31	MCCORD, SIDNEY	(N/M)	0.00	0.0	100.000	0.00	0.00
13	JANDREAU, OAKLEY		0.00	0.0	100.000	0.00	0.00
12	HANSON, RAMEE JO		0.00	0.0	100.000	0.00	0.00
19	RISING, KENADI		0.00	0.0	100.000	0.00	0.00
6	MERRILL, TEARRA		0.00	0.0	100.000	0.00	0.00
5	WEBORG, KATE		0.00	0.0	100.000	0.00	0.00
10	ELWOOD, HALEIGH		0.00	0.0	100.000	0.00	0.00
21	HEATH, SAYDEE		0.00	0.0	100.000	0.00	0.00
16	BERGESON, JAMI		0.00	0.0	100.000	0.00	0.00

**Event: Jr Girls Goats**

Draw	Contestant	Event Points	Score	Time	All Around Points	Payout
28	HANSON, RAMEE JO	10.00	0.0	8.920	10.00	0.00
11	HAVLIK, HANNAH	9.00	0.0	9.610	9.00	0.00
13	FORMAN, DALE LEE	8.00	0.0	9.820	8.00	0.00
16	STROUP, TAYLEE	7.00	0.0	9.900	7.00	0.00
30	JANDREAU, OAKLEY	6.00	0.0	10.190	6.00	0.00
22	MERRILL, TEARRA	5.00	0.0	10.750	5.00	0.00
33	KLEIN, MAGGIE	4.00	0.0	11.280	4.00	0.00
10	KNIPPLING, KAZNEY	3.00	0.0	12.200	3.00	0.00
2	HAVLIK, KATE	2.00	0.0	12.410	2.00	0.00
8	ELWOOD, HALEIGH	1.00	0.0	12.420	1.00	0.00
6	WOODWARD, JESSICA	0.00	0.0	12.560	0.00	0.00
24	HEATH, SAYDEE	0.00	0.0	12.840	0.00	0.00
3	HUSSEY, SIDNEY	0.00	0.0	13.270	0.00	0.00
23	RISING, KENADI	0.00	0.0	14.270	0.00	0.00
21	HUSTED, HALEY	0.00	0.0	14.630	0.00	0.00
19	FAGERHAUG, RAYLEE	0.00	0.0	14.920	0.00	0.00
14	KOTT, JESSICA	0.00	0.0	15.710	0.00	0.00
7	MCCOY, NATALIE	0.00	0.0	15.920	0.00	0.00
15	LAMMERS, PATRICIA	0.00	0.0	16.300	0.00	0.00
27	HANSON, PIPER	0.00	0.0	17.380	0.00	0.00
20	BERGESON, JAMI	0.00	0.0	18.050	0.00	0.00
29	HEEZEN, HANNAH	0.00	0.0	18.250	0.00	0.00
25	CORDES, PIPER	0.00	0.0	18.580	0.00	0.00
34	MUNSEN, CHLOE	0.00	0.0	19.280	0.00	0.00
31	KAISER, ARISTA	0.00	0.0	21.520	0.00	0.00
5	PULSCHER, KYLEE	0.00	0.0	23.030	0.00	0.00
0	MCCORD, SIDNEY	0.00	0.0	23.210	0.00	0.00
9	CASS, TAYLYN	0.00	0.0	23.410	0.00	0.00



South Dakota 4-H

*Listing of Scores by Rodeo*

07/24/2016

BRULE COUNTY

Page 6

1st Go


18	BUETTNER, JORDYN	0.00	0.0	23.930	0.00	0.00
32	CHELMO, TAYA	0.00	0.0	24.430	0.00	0.00
26	WOLLES, CAMI	0.00	0.0	25.320	0.00	0.00
17	MCCORD, JOSIE	0.00	0.0	25.450	0.00	0.00
1	WEBORG, KATE	0.00	0.0	100.000	0.00	0.00
0	GERMAN, AVA	0.00	0.0	100.000	0.00	0.00

**Event: Jr Girls Poles**

Draw:	Contestant	Event Points	Score	Time	All Around Points	Payout
6	JANDREAU, OAKLEY	10.00	0.0	22.422	10.00	0.00
27	KNIPLING, KAZNEY	9.00	0.0	22.429	9.00	0.00
10	HANSON, RAMEE JO	8.00	0.0	22.695	8.00	0.00
20	HAVLIK, KATE	7.00	0.0	22.806	7.00	0.00
12	MCCOY, NATALIE	6.00	0.0	23.530	6.00	0.00
33	HEEZEN, HANNAH	5.00	0.0	25.505	5.00	0.00
1	FAGERHAUG, RAYLEE	4.00	0.0	26.063	4.00	0.00
23	CARROLL, CHEYENNE	3.00	0.0	26.773	3.00	0.00
28	MOUSEL, JOSIE	2.00	0.0	26.836	2.00	0.00
32	BERGESON, JAMI	1.00	0.0	27.031	1.00	0.00
0	MCCORD, SIDNEY	0.00	0.0	27.273	0.00	0.00
9	STROUP, TAYLEE	0.00	0.0	27.519	0.00	0.00
11	HEATH, SAYDEE	0.00	0.0	27.570	0.00	0.00
29	NESS, SWAYZE	0.00	0.0	27.729	0.00	0.00
36	LAMMERS, PATRICIA	0.00	0.0	28.350	0.00	0.00
8	BUETTNER, JORDYN	0.00	0.0	28.584	0.00	0.00
4	ELWOOD, HALEIGH	0.00	0.0	30.101	0.00	0.00
26	WOLLES, CAMI	0.00	0.0	30.577	0.00	0.00
21	KOTT, JESSICA	0.00	0.0	30.895	0.00	0.00
22	DEUTSCHER, SEARRA	0.00	0.0	30.991	0.00	0.00
35	HUSSEY, SIDNEY	0.00	0.0	31.635	0.00	0.00
25	HANSON, PIPER	0.00	0.0	31.952	0.00	0.00
24	FORMAN, DALE LEE	0.00	0.0	32.617	0.00	0.00
16	STARR, TARYN	0.00	0.0	32.865	0.00	0.00
40	CHELMO, TAYA	0.00	0.0	33.046	0.00	0.00
18	NELSON, SHAW	0.00	0.0	33.593	0.00	0.00
19	KLEIN, MAGGIE	0.00	0.0	33.938	0.00	0.00
0	WOODWARD, JESSICA	0.00	0.0	34.460	0.00	0.00
5	RISING, KENADI	0.00	0.0	34.942	0.00	0.00
7	CORDES, PIPER	0.00	0.0	36.112	0.00	0.00
13	HAVLIK, HANNAH	0.00	0.0	38.570	0.00	0.00
39	MCCORD, JOSIE	0.00	0.0	39.944	0.00	0.00
2	MUNSEN, CHLOE	0.00	0.0	41.734	0.00	0.00
15	MCGREGOR, SIERRA	0.00	0.0	100.000	0.00	0.00
37	MCGREGOR, TAYLOR	0.00	0.0	100.000	0.00	0.00
3	HUSTED, HALEY	0.00	0.0	100.000	0.00	0.00
17	ANSTINE, JOSEY	0.00	0.0	100.000	0.00	0.00
30	HEBB, ELENA	0.00	0.0	100.000	0.00	0.00
34	WEBORG, KATE	0.00	0.0	100.000	0.00	0.00
31	HOXENG, TAYLOR	0.00	0.0	100.000	0.00	0.00

**Event: Jr Jr Barrels**

Draw:	Contestant	Event Points	Score	Time	All Around Points	Payout
21	MOUSEL, JOSIE	10.00	0.0	17.221	10.00	0.00
10	GRAN, CAYSEN	9.00	0.0	17.838	9.00	0.00



**Listing of Scores by Rodeo**

BRULE COUNTY

1st Go


2 REIS, SWADE	8.00	0.0	18.356	8.00	0.00
5 ELWOOD, KEELEIGH	7.00	0.0	18.570	7.00	0.00
19 DEHNING, RAYLYNN	6.00	0.0	18.959	6.00	0.00
12 ELWOOD, WILEY	5.00	0.0	20.177	5.00	0.00
27 MUNSEN, KIRSTIE	4.00	0.0	20.221	4.00	0.00
4 WOLLES, CAMI	3.00	0.0	20.576	3.00	0.00
4 MAMMEN, KYLA	2.00	0.0	20.655	2.00	0.00
8 GARRY, CARSON	1.00	0.0	21.303	1.00	0.00
9 HAUGEN, PRESTYN	0.00	0.0	22.015	0.00	0.00
26 MCCORD, RYLEE	0.00	0.0	22.363	0.00	0.00
1 KLEIN, MADELYN	0.00	0.0	22.784	0.00	0.00
25 SCHUYLER, SAYLOR	0.00	0.0	23.390	0.00	0.00
23 DIEDRICHS, LIBBY	0.00	0.0	23.757	0.00	0.00
15 HAUGEN, PEYTON	0.00	0.0	24.243	0.00	0.00
17 PETERSEK, PRESLIE	0.00	0.0	24.456	0.00	0.00
7 ANTHONY, JOSIE	0.00	0.0	24.880	0.00	0.00
16 HOLZBAUER, EMMIT	0.00	0.0	26.510	0.00	0.00
11 LUZE, REESE	0.00	0.0	27.236	0.00	0.00
18 GARNOS, MESA	0.00	0.0	29.442	0.00	0.00
14 SCHMIDT, HAZIN	0.00	0.0	30.957	0.00	0.00
0 GARNOS, TEXI	0.00	0.0	30.988	0.00	0.00
13 NESS, SHAYDA	0.00	0.0	100.000	0.00	0.00
6 HAVLIK, HOLDEN	0.00	0.0	100.000	0.00	0.00
20 CASS, TAYLYN	0.00	0.0	100.000	0.00	0.00
22 CAHOY, WESTLIE	0.00	0.0	100.000	0.00	0.00

**Event: Jr Jr Goats**

Draw: Contestant	Event Points	Score	Time	All Around Points	Payout
3 NESS, SHAYDA	9.00	0.0	7.960	9.00	0.00
12 PETERSEK, PRESLIE	8.00	0.0	8.170	8.00	0.00
10 ELWOOD, KEELEIGH	7.00	0.0	8.490	7.00	0.00
9 KLEIN, MADELYN	6.00	0.0	8.870	6.00	0.00
21 ELWOOD, WILEY	5.00	0.0	9.070	5.00	0.00
6 MUNSEN, KIRSTIE	4.00	0.0	9.260	4.00	0.00
16 REIS, SWADE	3.00	0.0	9.420	3.00	0.00
17 LUZE, REESE	2.00	0.0	9.980	2.00	0.00
11 SCHUYLER, SAYLOR	1.00	0.0	10.090	1.00	0.00
8 DEHNING, RAYLYNN	0.00	0.0	10.140	0.00	0.00
19 HOLZBAUER, EMMIT	0.00	0.0	10.330	0.00	0.00
14 HAUGEN, PRESTYN	0.00	0.0	10.370	0.00	0.00
13 DIEDRICHS, LIBBY	0.00	0.0	10.610	0.00	0.00
7 MOUSEL, JOSIE	0.00	0.0	11.290	0.00	0.00
4 SCHMIDT, HAZIN	0.00	0.0	11.340	0.00	0.00
12 MAMMEN, KYLA	0.00	0.0	11.450	0.00	0.00
22 MCCORD, RYLEE	0.00	0.0	11.450	0.00	0.00
20 ANTHONY, JOSIE	0.00	0.0	11.870	0.00	0.00
15 CAHOY, WESTLIE	0.00	0.0	11.980	0.00	0.00
18 SCHMIDT, RHONE	0.00	0.0	13.030	0.00	0.00
1 GARNOS, TEXI	0.00	0.0	14.030	0.00	0.00
5 HAUGEN, PEYTON	0.00	0.0	15.300	0.00	0.00
2 GARNOS, MESA	0.00	0.0	15.380	0.00	0.00

**Event: Jr Jr Poles**

Draw: Contestant	Event Points	Score	Time	All Around Points	Payout
------------------	--------------	-------	------	-------------------	--------



*Listing of Scores by Rodeo*

BRULE COUNTY

1st Go

19 GRAN, CAYSEN	10.00	0.0	23.310	10.00	0.00
10 DEHNING, RAYLYNN	9.00	0.0	23.731	9.00	0.00
3 MUNSEN, KIRSTIE	8.00	0.0	26.041	8.00	0.00
21 ELWOOD, KEELEIGH	7.00	0.0	28.098	7.00	0.00
14 MAMMEN, KYLA	6.00	0.0	28.543	6.00	0.00
11 HAVLIK, HOLDEN	5.00	0.0	29.181	5.00	0.00
7 GARRY, CARSON	4.00	0.0	29.410	4.00	0.00
2 REIS, SWADE	3.00	0.0	29.718	3.00	0.00
15 DIEDRICHS, LIBBY	2.00	0.0	30.162	2.00	0.00
18 KLEIN, MADELYN	1.00	0.0	30.539	1.00	0.00
23 PETERSEK, PRESLEI	0.00	0.0	31.666	0.00	0.00
4 CAHOY, WESTLIE	0.00	0.0	31.930	0.00	0.00
1 MCCORD, RYLEE	0.00	0.0	33.460	0.00	0.00
25 LUZE, REESE	0.00	0.0	34.775	0.00	0.00
9 SCHUYLER, SAYLOR	0.00	0.0	34.789	0.00	0.00
13 HAUGEN, PEYTON	0.00	0.0	34.938	0.00	0.00
8 SCHMIDT, HAZIN	0.00	0.0	37.285	0.00	0.00
6 GARNOS, MESA	0.00	0.0	37.338	0.00	0.00
14 GARNOS, TEXI	0.00	0.0	42.688	0.00	0.00
20 CASS, TAYLYN	0.00	0.0	47.000	0.00	0.00
17 ANTHONY, JOSIE	0.00	0.0	100.000	0.00	0.00
24 KAPPENMAN, NICK	0.00	0.0	100.000	0.00	0.00
12 HOLZBAUER, EMMIT	0.00	0.0	100.000	0.00	0.00
5 NESS, SHAYDA	0.00	0.0	100.000	0.00	0.00
22 HAUGEN, PRESTYN	0.00	0.0	100.000	0.00	0.00
16 ELWOOD, WILEY	0.00	0.0	100.000	0.00	0.00

**Event: Sr Boys Bareback Rid**

Draw: Contestant	Event Points	Score	Time	All Around Points	Payout
0 EDOFF, TRAE	(N/M)	0.00	0.0	0.000	0.00

**Event: Sr Boys Saddle Bronc**

Draw: Contestant	Event Points	Score	Time	All Around Points	Payout
0 SALONEN, KOLTON	10.00	57.0	0.000	10.00	0.00
3 LOESCH, WYATT	9.00	42.0	0.000	9.00	0.00
1 PAZOUR, KADEN	0.00	0.0	0.000	0.00	0.00


**Event: Sr Boys Str Wrstlng**

Draw: Contestant	Event Points	Score	Time	All Around Points	Payout
6 HANSON, FINN (MASON)	10.00	0.0	8.880	10.00	0.00
5 KESSLER, LUCAS	9.00	0.0	8.920	9.00	0.00
1 HEATH, WILEY	8.00	0.0	19.870	8.00	0.00
7 DEAN, BEAU	0.00	0.0	100.000	0.00	0.00
3 SCHMIDT, TRAYER	0.00	0.0	100.000	0.00	0.00
2 HENINGER, LUKE	0.00	0.0	100.000	0.00	0.00

**Event: Sr Boys Tie Down**

Draw: Contestant	Event Points	Score	Time	All Around Points	Payout
10 STEFFEN, BLASIUS	10.00	0.0	12.770	10.00	0.00
2 HEATH, WILEY	9.00	0.0	12.910	9.00	0.00
14 PAZOUR, KADEN	8.00	0.0	20.770	8.00	0.00
11 OLSON, AUSTIN	7.00	0.0	21.080	7.00	0.00
3 HANSON, FINN (MASON)	6.00	0.0	28.050	6.00	0.00
8 PHILLIPS, DAWSON	0.00	0.0	100.000	0.00	0.00
6 DEAN, BEAU	0.00	0.0	100.000	0.00	0.00





*Listing of Scores by Rodeo*

BRULE COUNTY

1st Go


1	SCHMIDT, TRAYER	0.00	0.0	100.000	0.00	0.00
13	STARR, KADE	0.00	0.0	100.000	0.00	0.00
12	KNIPLING, TAYGEN	0.00	0.0	100.000	0.00	0.00
5	KESSLER, LUCAS	0.00	0.0	100.000	0.00	0.00
4	HENINGER, LUKE	0.00	0.0	100.000	0.00	0.00
7	CAHOY, WILL	0.00	0.0	100.000	0.00	0.00
9	CAHOY, WYATT	0.00	0.0	100.000	0.00	0.00

**Event: Sr Bull Riding**

Draw:	Contestant	Event Points	Score	Time	All Around Points	Payout
1	WHITNEY, ZANE	10.00	71.0	0.000	10.00	0.00
3	LARSON, TRACE	9.00	68.0	0.000	9.00	0.00
2	FERNAU, ETHAN	0.00	0.0	0.000	0.00	0.00
5	SCHMIDT, OLATHE	0.00	0.0	0.000	0.00	0.00
8	JESSOP, JADEN	0.00	0.0	0.000	0.00	0.00
9	HEINZ, CARTER	0.00	0.0	0.000	0.00	0.00
7	RINEHART, RILEY	0.00	0.0	0.000	0.00	0.00
6	ALLEN, TEE	0.00	0.0	0.000	0.00	0.00
4	KIRKIE, KALER	0.00	0.0	0.000	0.00	0.00
4	FREDERICK, JACKIE (JW)	0.00	0.0	0.000	0.00	0.00

**Event: Sr Girls Barrels**

Draw:	Contestant	Event Points	Score	Time	All Around Points	Payout
39	MCCOY, RACHAEL	10.00	0.0	16.751	10.00	0.00
32	EAGLE, PAYTON	9.00	0.0	17.024	9.00	0.00
35	HOLLENBECK, SYDNEY	8.00	0.0	17.083	8.00	0.00
18	LINDQUIST, KEVA	7.00	0.0	17.207	7.00	0.00
30	COWAN, SYDNEY	6.00	0.0	17.384	6.00	0.00
36	MCCOY, LEXI	5.00	0.0	17.534	5.00	0.00
37	LOESCH, SAVANNAH	4.00	0.0	17.734	4.00	0.00
2	HAUGEN, AMANDA	3.00	0.0	17.779	3.00	0.00
38	KONTZ, MADISON	2.00	0.0	17.877	2.00	0.00
13	DIXON, DALLAS	1.00	0.0	17.985	1.00	0.00
25	SCHUYLER, SAIGE	0.00	0.0	18.002	0.00	0.00
17	SOUKUP, KRISTAN	0.00	0.0	18.019	0.00	0.00
1	SWANSON, SAMANTHA	0.00	0.0	18.065	0.00	0.00
12	BAIREY, SHANTEL	0.00	0.0	18.072	0.00	0.00
31	MULLANEY, CASSIE	0.00	0.0	18.334	0.00	0.00
26	ZOMER, KIAH	0.00	0.0	18.447	0.00	0.00
29	ODENBACH, KARISSA	0.00	0.0	18.495	0.00	0.00
7	KING, LAILA	0.00	0.0	18.544	0.00	0.00
34	FISCHER, JORDAN	0.00	0.0	18.564	0.00	0.00
20	ROEMEN, BAILEE	0.00	0.0	18.608	0.00	0.00
15	KLEIN, KATHRYN	0.00	0.0	18.663	0.00	0.00
24	HICKS, MATIAH	0.00	0.0	18.973	0.00	0.00
19	HAUGEN, SARA	0.00	0.0	19.409	0.00	0.00
10	HUSTED, SHEA	0.00	0.0	19.485	0.00	0.00
3	GARNOS, KAYT	0.00	0.0	19.540	0.00	0.00
33	SCHONEBAUM, LAINEE	0.00	0.0	19.715	0.00	0.00
21	KLEIN, ROCHELLE	0.00	0.0	19.838	0.00	0.00
22	HOYT, SADIE	0.00	0.0	20.598	0.00	0.00
27	WOLLES, KAYLA	0.00	0.0	22.522	0.00	0.00
8	PULSCHER, JAYCIE	0.00	0.0	22.550	0.00	0.00
16	IOTT, BROOKE	0.00	0.0	23.196	0.00	0.00



**Listing of Scores by Rodeo**

BRULE COUNTY

1st Go

9	DEUTSCHER, SAMANTHA	0.00	0.0	23.785	0.00	0.00
6	HERRBOLDT, ABBY	0.00	0.0	24.568	0.00	0.00
11	ROTH, CHEYANNE	0.00	0.0	28.210	0.00	0.00
14	VAITH, LINDZIE	0.00	0.0	35.254	0.00	0.00
23	MUNSEN, KEAH	0.00	0.0	100.000	0.00	0.00
4	BERGESON, SAMANTHA	0.00	0.0	100.000	0.00	0.00
5	SCHWEITZER, BRIAR ROSE	0.00	0.0	100.000	0.00	0.00

**Event: Sr Girls Breakaway**

Draw:	Contestant	Event Points	Score	Time	All Around Points	Payout
9	COWAN, SYDNEY	10.00	0.0	3.100	10.00	0.00
5	HOLLENBECK, SYDNEY	9.00	0.0	5.500	9.00	0.00
1	KING, LAILA	8.00	0.0	15.410	8.00	0.00
2	BERGESON, SAMANTHA	7.00	0.0	18.450	7.00	0.00
4	ODENBACH, KARISSA	0.00	0.0	100.000	0.00	0.00
17	MCCOY, RACHAEL	0.00	0.0	100.000	0.00	0.00
10	MCCOY, LEXI	0.00	0.0	100.000	0.00	0.00
12	EAGLE, PAYTON	0.00	0.0	100.000	0.00	0.00
16	KAHLER, BAILEY	0.00	0.0	100.000	0.00	0.00
15	SCHONEBAUM, LAINEE	0.00	0.0	100.000	0.00	0.00
8	HUSTED, SHEA	0.00	0.0	100.000	0.00	0.00
7	WICKRE, BAILEY	0.00	0.0	100.000	0.00	0.00
19	VAITH, LINDZIE	0.00	0.0	100.000	0.00	0.00
3	LINDQUIST, KEVA	0.00	0.0	100.000	0.00	0.00
11	PULSCHER, JAYCIE	0.00	0.0	100.000	0.00	0.00
18	IOTT, BROOKE	0.00	0.0	100.000	0.00	0.00
6	KONTZ, MADISON	0.00	0.0	100.000	0.00	0.00
14	GARNOS, KAYT	0.00	0.0	100.000	0.00	0.00
20	SCHUYLER, SAIGE	0.00	0.0	100.000	0.00	0.00

**Event: Sr Girls Goats**

Draw:	Contestant	Event Points	Score	Time	All Around Points	Payout
14	KING, LAILA	10.00	0.0	8.810	10.00	0.00
15	SCHONEBAUM, LAINEE	9.00	0.0	9.670	9.00	0.00
17	BAIREY, SHANTEL	8.00	0.0	10.520	8.00	0.00
5	EAGLE, PAYTON	7.00	0.0	10.610	7.00	0.00
9	IOTT, BROOKE	6.00	0.0	10.790	6.00	0.00
4	WOLLES, KAYLA	5.00	0.0	10.990	5.00	0.00
10	HERRBOLDT, ABBY	4.00	0.0	11.490	4.00	0.00
18	LOESCH, SAVANNAH	3.00	0.0	11.780	3.00	0.00
3	BERGESON, SAMANTHA	2.00	0.0	12.090	2.00	0.00
7	PULSCHER, JAYCIE	1.00	0.0	12.310	1.00	0.00
8	HAUGEN, AMANDA	0.00	0.0	12.510	0.00	0.00
13	KLEIN, ROCHELLE	0.00	0.0	12.600	0.00	0.00
11	SCHUYLER, SAIGE	0.00	0.0	13.640	0.00	0.00
2	KONTZ, MADISON	0.00	0.0	14.060	0.00	0.00
6	ROEMEN, BAILEE	0.00	0.0	14.550	0.00	0.00
16	KLEIN, KATHRYN	0.00	0.0	14.900	0.00	0.00
1	HUSTED, SHEA	0.00	0.0	15.430	0.00	0.00
12	VAITH, LINDZIE	0.00	0.0	17.510	0.00	0.00
28	KAHLER, BAILEY	0.00	0.0	100.000	0.00	0.00

**Event: Sr Girls Poles**

Draw:	Contestant	Event Points	Score	Time	All Around Points	Payout
-------	------------	--------------	-------	------	-------------------	--------



**Listing of Scores by Rodeo**

BRULE COUNTY

1st Go


33	EAGLE, PAYTON	10.00	0.0	21.998	10.00	0.00
13	BAIREY, SHANTEL	9.00	0.0	23.311	9.00	0.00
28	HUSTED, SHEA	8.00	0.0	23.399	8.00	0.00
14	ODENBACH, KARISSA	7.00	0.0	23.691	7.00	0.00
36	DIXON, DALLAS	6.00	0.0	24.117	6.00	0.00
18	LOESCH, SAVANNAH	5.00	0.0	24.350	5.00	0.00
17	MCCOY, RACHAEL	4.00	0.0	25.288	4.00	0.00
32	BERGESON, SAMANTHA	3.00	0.0	26.181	3.00	0.00
19	VAITH, LINDZIE	2.00	0.0	26.648	2.00	0.00
20	COWAN, SYDNEY	1.00	0.0	26.876	1.00	0.00
22	HOLLENBECK, SYDNEY	0.00	0.0	26.880	0.00	0.00
2	HERRBOLDT, ABBY	0.00	0.0	27.677	0.00	0.00
34	SCHONEBAUM, LAINEE	0.00	0.0	27.870	0.00	0.00
31	ZOMER, KIAH	0.00	0.0	28.157	0.00	0.00
11	DEUTSCHER, SAMANTHA	0.00	0.0	28.178	0.00	0.00
12	HICKS, MATIAH	0.00	0.0	28.780	0.00	0.00
4	KLEIN, ROCHELLE	0.00	0.0	28.924	0.00	0.00
8	KLEIN, KATHRYN	0.00	0.0	28.963	0.00	0.00
7	MUNSEN, KEAH	0.00	0.0	30.070	0.00	0.00
23	ROEMEN, BAILEE	0.00	0.0	30.174	0.00	0.00
24	WOLLES, KAYLA	0.00	0.0	30.689	0.00	0.00
15	SCHUYLER, SAIGE	0.00	0.0	31.408	0.00	0.00
35	FISCHER, JORDAN	0.00	0.0	31.528	0.00	0.00
16	HOYT, SADIE	0.00	0.0	32.555	0.00	0.00
9	HAUGEN, AMANDA	0.00	0.0	32.581	0.00	0.00
26	IOTT, BROOKE	0.00	0.0	33.172	0.00	0.00
30	MCCOY, LEXI	0.00	0.0	33.279	0.00	0.00
1	KING, LAILA	0.00	0.0	38.284	0.00	0.00
6	PULSCHER, JAYCIE	0.00	0.0	41.166	0.00	0.00
5	KONTZ, MADISON	0.00	0.0	43.957	0.00	0.00
21	SOUKUP, KRISTAN	0.00	0.0	53.962	0.00	0.00
29	HAUGEN, SARA	0.00	0.0	63.716	0.00	0.00
27	LINDQUIST, KEVA	0.00	0.0	100.000	0.00	0.00
10	ROTH, CHEYANNE	0.00	0.0	100.000	0.00	0.00
3	GARNOS, KAYT	0.00	0.0	100.000	0.00	0.00
25	SWANSON, SAMANTHA	0.00	0.0	100.000	0.00	0.00

**Event: Sr. Ribbon Roping**

Draw:	Contestant	Event Points	Score	Time	All Around Points	Payout
5	MCCOY, LEXI	0.00	0.0	100.000	0.00	0.00
1	EAGLE, PAYTON	0.00	0.0	100.000	0.00	0.00
2	WICKRE, BAILEY	0.00	0.0	100.000	0.00	0.00
4	COWAN, SYDNEY	0.00	0.0	100.000	0.00	0.00
3	SCHONEBAUM, LAINEE	0.00	0.0	100.000	0.00	0.00

**Event: Sr. Team Roping**

Draw:	Contestant	Event Points	Score	Time	All Around Points	Payout
4	STARR, KADE (1)	10.00	0.0	16.540	10.00	0.00
4	PHILLIPS, DAWSON (2)	10.00	0.0	16.540	10.00	0.00
10	FUHRER, RANDALL (1)	9.00	0.0	19.190	9.00	0.00
10	VAITH, KAIL (2)	9.00	0.0	19.190	9.00	0.00
9	SCHMIDT, TRAYER (1)	8.00	0.0	32.480	8.00	0.00
9	SCHMIDT, OLATHE (2)	8.00	0.0	32.480	8.00	0.00
7	EAGLE, PAYTON (1)	0.00	0.0	100.000	0.00	0.00



***Listing of Scores by Rodeo***

BRULE COUNTY

1st Go

5 STEFFEN, BLASIUS (1)	0.00	0.0	100.000	0.00	0.00
8 WICKRE, BAILEY (1)	0.00	0.0	100.000	0.00	0.00
2 KESSLER, LUCAS (1)	0.00	0.0	100.000	0.00	0.00
11 CAHOY, WILL (1)	0.00	0.0	100.000	0.00	0.00
1 HEATH, WILEY (1)	0.00	0.0	100.000	0.00	0.00
3 MCCOY, LEXI (1)	0.00	0.0	100.000	0.00	0.00
6 SALONEN, KOLTON (1)	0.00	0.0	100.000	0.00	0.00
5 DEAN, BEAU (2)	0.00	0.0	100.000	0.00	0.00
3 HANSON, FINN (MASON) (2)	0.00	0.0	100.000	0.00	0.00
7 SAWVELL, CAMDEN (2)	0.00	0.0	100.000	0.00	0.00
2 HENINGER, LUKE (2)	0.00	0.0	100.000	0.00	0.00
1 OLSON, AUSTIN (2)	0.00	0.0	100.000	0.00	0.00
11 CAHOY, WYATT (2)	0.00	0.0	100.000	0.00	0.00
8 PAZOUR, KADEN (2)	0.00	0.0	100.000	0.00	0.00