**Listing of Scores by Rodeo**

08/28/2012

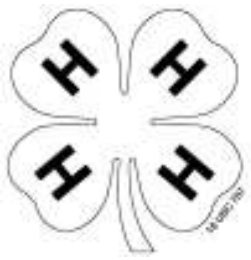
FINALS

Page 1

Average

Event: Sr Girls Barrels

Contestant	Event Points	Score	Time	All Around Points	Payout
RAU, MADISON	10.00	0.0	33.272	10.00	0.00
EYMER, BRITTANY	9.00	0.0	33.537	9.00	0.00
SMILEY, ALEXANDRA	8.00	0.0	33.654	8.00	0.00
O'LEARY, LAURA	7.00	0.0	33.763	7.00	0.00
PAULEY, MAZEE	6.00	0.0	33.807	6.00	0.00
MONNENS, KAYCEE	5.00	0.0	33.922	5.00	0.00
WOODWARD, CASSY	4.00	0.0	33.969	4.00	0.00
HOSTUTLER, HANNA	3.00	0.0	33.980	3.00	0.00
WHITEHEAD, KATELYND	2.00	0.0	33.990	2.00	0.00
BACH, TYRA	1.00	0.0	33.994	1.00	0.00
ODENBACH, KALLIE ROSE	0.00	0.0	34.007	0.00	0.00
KANNAS, KENDRA	0.00	0.0	34.151	0.00	0.00
MUTCHLER, BAILLIE	0.00	0.0	34.194	0.00	0.00
HUNT, JANA	0.00	0.0	34.209	0.00	0.00
TILL, BOBBIE	0.00	0.0	34.231	0.00	0.00
NAGEL, CHESNEY	0.00	0.0	34.237	0.00	0.00
MUTCHLER, CASSIDY	0.00	0.0	34.276	0.00	0.00
GLAUS, SAVANNA	0.00	0.0	34.288	0.00	0.00
BLOCK, HAILEY	0.00	0.0	34.349	0.00	0.00
COWAN, SYDNEY	0.00	0.0	34.665	0.00	0.00
STECKELBERG, TYANN	0.00	0.0	34.708	0.00	0.00
WOLLES, BRANDI	0.00	0.0	34.757	0.00	0.00
BARRY, TAYLOR	0.00	0.0	34.846	0.00	0.00
MICHELS, TORRIE	0.00	0.0	34.871	0.00	0.00
DERFLINGER, JAMI	0.00	0.0	34.974	0.00	0.00
MARCH, BRANDY	0.00	0.0	35.104	0.00	0.00
BACH, JENNIFER	0.00	0.0	35.106	0.00	0.00
JANISCH, MORGAN	0.00	0.0	35.159	0.00	0.00
YOUNG, SIERRA	0.00	0.0	35.163	0.00	0.00
PETERSON, KARLEE	0.00	0.0	35.188	0.00	0.00
CURTIS, KARISA	0.00	0.0	35.189	0.00	0.00
BOYD, KASSIDY	0.00	0.0	35.349	0.00	0.00
TIERNEY, JORDAN	0.00	0.0	35.422	0.00	0.00
SMITH, PEYTON	0.00	0.0	35.545	0.00	0.00
KENNEDY, KELSEY	0.00	0.0	35.741	0.00	0.00
PETERSON, ASHLEY	0.00	0.0	35.776	0.00	0.00
HULS, HALEY	0.00	0.0	36.208	0.00	0.00
HENKEL, DANI	0.00	0.0	36.372	0.00	0.00
LAMMERS, JORRY	0.00	0.0	38.747	0.00	0.00
CAREY, SIDNEY	0.00	0.0	39.009	0.00	0.00
JOHNSTON, CARLEE	0.00	0.0	39.040	0.00	0.00
WEBB, KAILEE	0.00	0.0	39.182	0.00	0.00
MOODY, LOGAN	0.00	0.0	39.268	0.00	0.00
KNIPPLING, VANZI	0.00	0.0	39.499	0.00	0.00
LENSEGRAV, KATIE	0.00	0.0	39.602	0.00	0.00
BLASIUS, JOSIE	0.00	0.0	39.681	0.00	0.00
MICHALSKI, MOLLI JO	0.00	0.0	40.264	0.00	0.00
BOURK, ELIZABETH	0.00	0.0	40.784	0.00	0.00
DAHLGREN, COURTNEY	0.00	0.0	40.996	0.00	0.00
RUTTEN, RYLEE JO	0.00	0.0	41.910	0.00	0.00

*Listing of Scores by Rodeo*

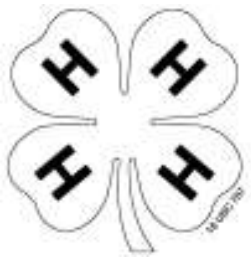
08/28/2012

Page 2

FINALS

Average

LAMPHERE, JAYCI	0.00	0.0	42.418	0.00	0.00
SCHALESKY, CARRIETTA	0.00	0.0	42.433	0.00	0.00
TALSMA, TANYA	0.00	0.0	44.187	0.00	0.00
FERGUSON, MIKAHLA	0.00	0.0	45.314	0.00	0.00
MCCARTHY, KAITLYN	0.00	0.0	46.761	0.00	0.00
WARD, FEHRIN	0.00	0.0	49.435	0.00	0.00
LYTHGOE, BECCA	0.00	0.0	52.664	0.00	0.00
RINEHART, MICHAELA	0.00	0.0	61.310	0.00	0.00
WIEN TJES, RYLAE	0.00	0.0	117.230	0.00	0.00
CURRENCE, ASHLEY	0.00	0.0	118.114	0.00	0.00
PRINS, NATALIE	0.00	0.0	121.161	0.00	0.00
HAMLIN, TIERNY	0.00	0.0	199.000	0.00	0.00
ROBBINS, KARA	0.00	0.0	199.000	0.00	0.00
SELLAND, MORGAN	0.00	0.0	199.000	0.00	0.00
WILLIAMS, LEXY	0.00	0.0	199.000	0.00	0.00

**Listing of Scores by Rodeo**

08/28/2012

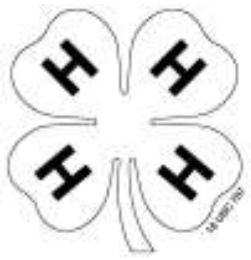
FINALS

Page 1

Average

Event: Sr Girls Breakaway

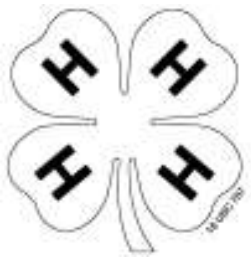
Contestant	Event Points	Score	Time	All Around Points	Payout
HUPP, TARIN	10.00	0.0	5.310	10.00	0.00
LENSEGRAV, KATIE	9.00	0.0	5.460	9.00	0.00
PETERSON, KARLEE	8.00	0.0	6.080	8.00	0.00
GLAUS, MORIAH	7.00	0.0	6.680	7.00	0.00
PAULEY, MAZEE	6.00	0.0	6.760	6.00	0.00
LAMPHERE, JAYCI	5.00	0.0	6.840	5.00	0.00
TALSMA, TANYA	4.00	0.0	7.550	4.00	0.00
HOSTUTLER, HANNA	3.00	0.0	8.480	3.00	0.00
MUSICK, CASSIDY	2.00	0.0	14.060	2.00	0.00
MOODY, LOGAN	1.00	0.0	16.690	1.00	0.00
TIBBS, BAILEY	0.00	0.0	18.110	0.00	0.00
DOWLING, CAILYN	0.00	0.0	27.560	0.00	0.00
HEMMINGSON, KAYLA	0.00	0.0	102.250	0.00	0.00
RUTTEN, RYLEE JO	0.00	0.0	102.810	0.00	0.00
MILLER, KECIA	0.00	0.0	102.930	0.00	0.00
WINCKLER, MOLLY	0.00	0.0	102.970	0.00	0.00
WOODWARD, CASSY	0.00	0.0	103.060	0.00	0.00
WIENJES, REMI	0.00	0.0	103.290	0.00	0.00
MONNENS, KAYCEE	0.00	0.0	103.300	0.00	0.00
NAGEL, CHESNEY	0.00	0.0	103.480	0.00	0.00
JOHNSTON, CARLEE	0.00	0.0	103.530	0.00	0.00
FANNING, SABRINA	0.00	0.0	103.550	0.00	0.00
TAYLOR, MEGAN	0.00	0.0	103.650	0.00	0.00
KOCER, HALLIE	0.00	0.0	103.680	0.00	0.00
CAREY, SIDNEY	0.00	0.0	103.820	0.00	0.00
THORSTENSON, ALIX	0.00	0.0	104.190	0.00	0.00
FERGUSON, MIKAHLA	0.00	0.0	104.210	0.00	0.00
LYTHGOE, BECCA	0.00	0.0	104.260	0.00	0.00
HAM, MORGAN	0.00	0.0	104.270	0.00	0.00
MUTCHLER, CASSIDY	0.00	0.0	104.280	0.00	0.00
MUTCHLER, BAILLIE	0.00	0.0	104.430	0.00	0.00
TIERNEY, JORDAN	0.00	0.0	104.490	0.00	0.00
BICKEL, JORDAN	0.00	0.0	104.770	0.00	0.00
PARMELY, KAELONI	0.00	0.0	104.870	0.00	0.00
WARD, FEHRIN	0.00	0.0	104.980	0.00	0.00
MARCH, BRANDY	0.00	0.0	105.110	0.00	0.00
BUTZMAN, MORGAN	0.00	0.0	105.330	0.00	0.00
SEVERSON, CHEYENNE	0.00	0.0	105.580	0.00	0.00
HEMMINGSON, MEGAN	0.00	0.0	112.910	0.00	0.00
PETERSON, KAITLIN	0.00	0.0	113.850	0.00	0.00
ALBERS, BREEANN	0.00	0.0	200.000	0.00	0.00
BACH, TYRA	0.00	0.0	200.000	0.00	0.00
BARRY, TAWNY	0.00	0.0	200.000	0.00	0.00
BOONE, KATIE	0.00	0.0	200.000	0.00	0.00
CORRELL, SIERRA	0.00	0.0	200.000	0.00	0.00
DAHLGREN, COURTNEY	0.00	0.0	200.000	0.00	0.00
FANNING, KAYLA	0.00	0.0	200.000	0.00	0.00
FORTUNE, ELSIE	0.00	0.0	200.000	0.00	0.00
GLAUS, SAVANNA	0.00	0.0	200.000	0.00	0.00
GONSOIR, JOELLEN	0.00	0.0	200.000	0.00	0.00

*Listing of Scores by Rodeo*

FINALS

Average

HANSON, SCHAE	0.00	0.0	200.000	0.00	0.00
HAPNEY, BAILEY	0.00	0.0	200.000	0.00	0.00
HEIBERGER, MAGGIE	0.00	0.0	200.000	0.00	0.00
HEMMINGSON, MORGAN	0.00	0.0	200.000	0.00	0.00
HUPP, JACEY	0.00	0.0	200.000	0.00	0.00
JENDERSEE, MCKENZIE	0.00	0.0	200.000	0.00	0.00
KAHNKE, EMILY	0.00	0.0	200.000	0.00	0.00
KAMEN, EMILY	0.00	0.0	200.000	0.00	0.00
KNIPPLING, VANZI	0.00	0.0	200.000	0.00	0.00
LARSON, SHELBY	0.00	0.0	200.000	0.00	0.00
LEONHARDT, TYRA	0.00	0.0	200.000	0.00	0.00
MILLER, KAMIRA	0.00	0.0	200.000	0.00	0.00
MILLER, KATY	0.00	0.0	200.000	0.00	0.00
SCHERER, KIMMY	0.00	0.0	200.000	0.00	0.00
SCHAACK, MADDIE	0.00	0.0	200.000	0.00	0.00
SMITH, CARSON	0.00	0.0	200.000	0.00	0.00
SWANSON, SHANNA	0.00	0.0	200.000	0.00	0.00
VIZECKY, ALLISON	0.00	0.0	200.000	0.00	0.00
WEBB, KAILEE	0.00	0.0	200.000	0.00	0.00
WILKEN, TRICIA	0.00	0.0	200.000	0.00	0.00
WILLIAMS, LEXY	0.00	0.0	200.000	0.00	0.00
ZILVERBERG, TANEGAI	0.00	0.0	200.000	0.00	0.00
PRICE, SIERRA	0.00	0.0	200.000	0.00	0.00

*Listing of Scores by Rodeo*

08/28/2012

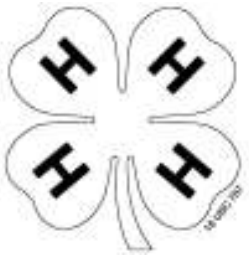
FINALS

Page 1

Average

Event: Sr Girls Goats

Contestant	Event Points	Score	Time	All Around Points	Payout
HUPP, JACEY	10.00	0.0	14.790	10.00	0.00
HUPP, TARIN	9.00	0.0	14.820	9.00	0.00
NAGEL, CHESNEY	8.00	0.0	14.890	8.00	0.00
KNIPPLING, VANZI	7.00	0.0	15.340	7.00	0.00
MILLER, KATY	6.00	0.0	15.470	6.00	0.00
MONNENS, KAYCEE	5.00	0.0	15.580	5.00	0.00
WIENJES, REMI	4.00	0.0	15.710	4.00	0.00
CAREY, SIDNEY	3.00	0.0	15.830	3.00	0.00
SEVERSON, CHEYENNE	2.00	0.0	15.890	2.00	0.00
PETERSON, KAITLIN	1.00	0.0	16.070	1.00	0.00
PETERSON, KARLEE	0.00	0.0	16.450	0.00	0.00
WILKEN, TRICIA	0.00	0.0	16.550	0.00	0.00
SMITH, PEYTON	0.00	0.0	16.800	0.00	0.00
FRITZ, NICOLE	0.00	0.0	16.910	0.00	0.00
LENSEGRAV, KATIE	0.00	0.0	16.970	0.00	0.00
PAULEY, MAZEE	0.00	0.0	17.950	0.00	0.00
MICHEL, TORRIE	0.00	0.0	18.910	0.00	0.00
WOODWARD, CASSY	0.00	0.0	19.170	0.00	0.00
RUTTEN, RYLEE JO	0.00	0.0	19.310	0.00	0.00
JENDERSEE, MCKENZIE	0.00	0.0	19.660	0.00	0.00
FANNING, KAYLA	0.00	0.0	19.670	0.00	0.00
HAM, MORGAN	0.00	0.0	20.020	0.00	0.00
HANSON, SCHAE	0.00	0.0	20.220	0.00	0.00
KAHNKE, EMILY	0.00	0.0	20.760	0.00	0.00
WINCKLER, MOLLY	0.00	0.0	20.970	0.00	0.00
BLOCK, HAILEY	0.00	0.0	21.320	0.00	0.00
MUTCHLER, BAILLIE	0.00	0.0	21.540	0.00	0.00
ZILVERBERG, TANEGAI	0.00	0.0	22.050	0.00	0.00
PAULEY, MATEE	0.00	0.0	23.410	0.00	0.00
PEDERSON, MICHELLE	0.00	0.0	23.590	0.00	0.00
LAMONT, KAITLYN	0.00	0.0	24.470	0.00	0.00
BARRY, TAWNY	0.00	0.0	25.670	0.00	0.00
CLEMETSON, BRIANNA	0.00	0.0	25.770	0.00	0.00
LYTHGOE, BECCA	0.00	0.0	28.420	0.00	0.00
WEBB, KAILEE	0.00	0.0	28.720	0.00	0.00
SALONEN, CHEYENNE	0.00	0.0	28.770	0.00	0.00
WARD, FEHRIN	0.00	0.0	30.000	0.00	0.00
HEITSCH, SHAELYNNE	0.00	0.0	30.750	0.00	0.00
KOCER, HALLIE	0.00	0.0	38.850	0.00	0.00
SAWVELL, KAILEY RAE	0.00	0.0	107.340	0.00	0.00
WIENJES, RYLAE	0.00	0.0	107.340	0.00	0.00
ALLEN, SHAYLA	0.00	0.0	108.850	0.00	0.00
DOWLING, CAILYN	0.00	0.0	108.890	0.00	0.00
VIZECKY, ALLISON	0.00	0.0	109.060	0.00	0.00
MUTCHLER, CASSIDY	0.00	0.0	109.070	0.00	0.00
PEARMAN, CALBY	0.00	0.0	109.070	0.00	0.00
ALBERS, BREEANN	0.00	0.0	110.250	0.00	0.00
HEIBERGER, MAGGIE	0.00	0.0	110.580	0.00	0.00
BARRY, TAYLOR	0.00	0.0	110.640	0.00	0.00
HEISINGER, TAYA	0.00	0.0	116.890	0.00	0.00

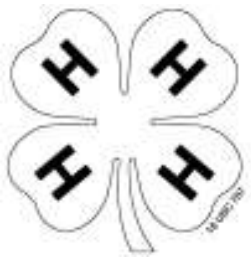


Listing of Scores by Rodeo

FINALS

Average

WARD, KEANNA	0.00	0.0	121.890	0.00	0.00
OLLERICH, BROOKE	0.00	0.0	122.530	0.00	0.00
ENRIGHT, HALEY	0.00	0.0	199.000	0.00	0.00
JOHNSTON, CARLEE	0.00	0.0	199.000	0.00	0.00
RAYHILL, KAITLYN	0.00	0.0	199.000	0.00	0.00
TALSMA, TANYA	0.00	0.0	199.000	0.00	0.00
THOMPSON, BROOKE	0.00	0.0	199.000	0.00	0.00
THORSTENSON, ALIX	0.00	0.0	199.000	0.00	0.00
OLSON, JESSICA	0.00	0.0	199.000	0.00	0.00

*Listing of Scores by Rodeo*

08/28/2012

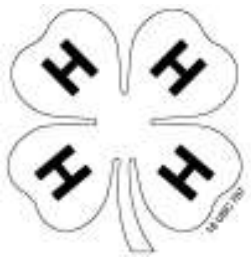
FINALS

Page 1

Average

Event: Sr Girls Poles

Contestant	Event Points	Score	Time	All Around Points	Payout
PAULEY, MAZEE	10.00	0.0	41.803	10.00	0.00
PETERSON, KAITLIN	9.00	0.0	41.823	9.00	0.00
MONNENS, KAYCEE	8.00	0.0	42.218	8.00	0.00
WOODWARD, CASSY	7.00	0.0	42.583	7.00	0.00
WIENJES, REMI	6.00	0.0	42.655	6.00	0.00
PRICE, SIERRA	5.00	0.0	43.084	5.00	0.00
NOEM, KENNEDY	4.00	0.0	43.286	4.00	0.00
MARCH, BRANDY	3.00	0.0	43.541	3.00	0.00
SCHAACK, MADDIE	2.00	0.0	44.020	2.00	0.00
LENSEGRAV, KATIE	1.00	0.0	44.055	1.00	0.00
SCHRANK, MORGAN	0.00	0.0	44.176	0.00	0.00
TILL, BOBBIE	0.00	0.0	44.505	0.00	0.00
AASBY, KASEY	0.00	0.0	45.012	0.00	0.00
MIKKELSON, MIRANDA	0.00	0.0	45.551	0.00	0.00
KENNEDY, KELSEY	0.00	0.0	45.625	0.00	0.00
MUTCHLER, BAILLIE	0.00	0.0	46.450	0.00	0.00
WHITEHEAD, KATELYND	0.00	0.0	46.957	0.00	0.00
MOODY, LOGAN	0.00	0.0	47.338	0.00	0.00
BICKEL, JORDAN	0.00	0.0	47.541	0.00	0.00
BACH, TYRA	0.00	0.0	47.968	0.00	0.00
YOUNG, SIERRA	0.00	0.0	48.019	0.00	0.00
NAGEL, CHESNEY	0.00	0.0	48.051	0.00	0.00
BLOCK, HAILEY	0.00	0.0	48.116	0.00	0.00
COWAN, SYDNEY	0.00	0.0	48.349	0.00	0.00
GLAUS, SAVANNA	0.00	0.0	48.648	0.00	0.00
EYMER, BRITTANY	0.00	0.0	49.082	0.00	0.00
HANSON, SCHAE	0.00	0.0	49.330	0.00	0.00
BECKER, CHRISSY	0.00	0.0	49.503	0.00	0.00
CLEMETSON, BRIANNA	0.00	0.0	50.126	0.00	0.00
MARCH, LACY JO	0.00	0.0	51.063	0.00	0.00
LAMPHERE, JAYCI	0.00	0.0	51.635	0.00	0.00
ROBERTSON, KARLIE	0.00	0.0	52.294	0.00	0.00
LYTHGOE, BECCA	0.00	0.0	52.434	0.00	0.00
HULS, HALEY	0.00	0.0	52.871	0.00	0.00
FRITZ, NICOLE	0.00	0.0	52.922	0.00	0.00
BLASIUS, JOSIE	0.00	0.0	53.331	0.00	0.00
JOHNSTON, CARLEE	0.00	0.0	53.689	0.00	0.00
CARMICHAEL, KARISA	0.00	0.0	54.973	0.00	0.00
ODENBACH, KALLIE ROSE	0.00	0.0	55.232	0.00	0.00
WILKEN, TRICIA	0.00	0.0	56.332	0.00	0.00
MICHELSON, TORRIE	0.00	0.0	57.085	0.00	0.00
TALSMA, TANYA	0.00	0.0	57.302	0.00	0.00
CAREY, SIDNEY	0.00	0.0	57.435	0.00	0.00
WINCKLER, MOLLY	0.00	0.0	57.519	0.00	0.00
BARRY, TAWNY	0.00	0.0	57.570	0.00	0.00
YACKLEY, BRIELLE	0.00	0.0	57.750	0.00	0.00
RAU, MADISON	0.00	0.0	58.393	0.00	0.00
HENKEL, DANI	0.00	0.0	58.690	0.00	0.00
SMITH, PEYTON	0.00	0.0	58.786	0.00	0.00
KANNAS, KENDRA	0.00	0.0	59.012	0.00	0.00

*Listing of Scores by Rodeo*

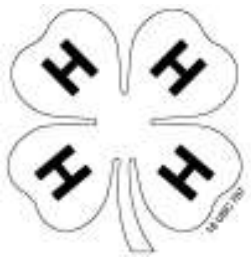
08/28/2012

Page 2

FINALS

Average

FARR, AMANDA	0.00	0.0	59.814	0.00	0.00
CLARK, JENNA	0.00	0.0	59.844	0.00	0.00
RUTTEN, RYLEE JO	0.00	0.0	59.895	0.00	0.00
JANISCH, MORGAN	0.00	0.0	59.954	0.00	0.00
WEBB, KAILEE	0.00	0.0	62.535	0.00	0.00
HAM, MORGAN	0.00	0.0	63.880	0.00	0.00
STECKELBERG, TYANN	0.00	0.0	65.724	0.00	0.00
SELL, SUE	0.00	0.0	73.171	0.00	0.00
BOYD, KASSIDY	0.00	0.0	121.049	0.00	0.00
GARBER, KELSEY	0.00	0.0	128.992	0.00	0.00
KOCER, HALLIE	0.00	0.0	132.180	0.00	0.00
LEISCHNER, KALSEY	0.00	0.0	132.457	0.00	0.00
O'LEARY, LAURA	0.00	0.0	136.596	0.00	0.00
BARRY, TAYLOR	0.00	0.0	199.000	0.00	0.00
HANSON, LACY	0.00	0.0	199.000	0.00	0.00
ROBBINS, KARA	0.00	0.0	199.000	0.00	0.00
SWANSON, SHANNA	0.00	0.0	199.000	0.00	0.00

**Listing of Scores by Rodeo**

08/28/2012

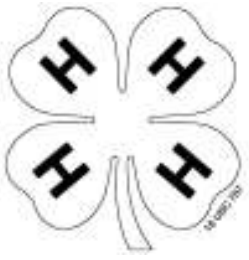
FINALS

Page 1

Average

Event: Sr. Ribbon Roping

Contestant	Event Points	Score	Time	All Around Points	Payout
HAM, MORGAN	10.00	0.0	21.920	10.00	0.00
LARSON, SHELBY	9.00	0.0	22.750	9.00	0.00
PARMELY, KAELONI	8.00	0.0	24.950	8.00	0.00
NAGEL, CHESNEY	7.00	0.0	27.670	7.00	0.00
DAHLGREN, COURTNEY	6.00	0.0	28.090	6.00	0.00
KOCER, HALLIE	5.00	0.0	31.810	5.00	0.00
HOSTUTLER, HANNA	4.00	0.0	33.410	4.00	0.00
WINCKLER, MOLLY	3.00	0.0	50.590	3.00	0.00
HUPP, TARIN	2.00	0.0	106.470	2.00	0.00
MONNENS, KAYCEE	1.00	0.0	106.700	1.00	0.00
ODENBACH, KALLIE ROSE	0.00	0.0	107.620	0.00	0.00
PEARMAN, CALBY	0.00	0.0	107.980	0.00	0.00
MUTCHLER, CASSIDY	0.00	0.0	108.260	0.00	0.00
WOODWARD, CASSY	0.00	0.0	108.610	0.00	0.00
HEMMINGSON, KAYLA	0.00	0.0	108.900	0.00	0.00
TIBBS, BAILEY	0.00	0.0	109.260	0.00	0.00
HUPP, JACEY	0.00	0.0	109.410	0.00	0.00
BRODKORB, SHEYANNE	0.00	0.0	109.630	0.00	0.00
GLAUS, MORIAH	0.00	0.0	110.010	0.00	0.00
PAULEY, MAZEE	0.00	0.0	110.190	0.00	0.00
TIERNEY, JORDAN	0.00	0.0	111.160	0.00	0.00
SMILEY, ALEXANDRA	0.00	0.0	112.030	0.00	0.00
ANDERSON, KATIE	0.00	0.0	115.370	0.00	0.00
BARRY, TAWNY	0.00	0.0	116.890	0.00	0.00
ALBERS, BREEANN	0.00	0.0	117.470	0.00	0.00
KNIPPLING, VANZI	0.00	0.0	118.290	0.00	0.00
STOTZ, SIERRA	0.00	0.0	118.930	0.00	0.00
LAMPHERE, JAYCI	0.00	0.0	119.690	0.00	0.00
BARRY, TAYLOR	0.00	0.0	120.240	0.00	0.00
NIEMANN, KARLY	0.00	0.0	122.120	0.00	0.00
GLAUS, SAVANNA	0.00	0.0	127.880	0.00	0.00
BACH, TYRA	0.00	0.0	129.010	0.00	0.00
BIRKHOLTZ, COURTNEY	0.00	0.0	199.000	0.00	0.00
BOONE, KATIE	0.00	0.0	199.000	0.00	0.00
CAREY, SIDNEY	0.00	0.0	199.000	0.00	0.00
DOWLING, CAILYN	0.00	0.0	199.000	0.00	0.00
ENRIGHT, HALEY	0.00	0.0	199.000	0.00	0.00
FANNING, KAYLA	0.00	0.0	199.000	0.00	0.00
FORTUNE, ELSIE	0.00	0.0	199.000	0.00	0.00
HANSON, SCHAE	0.00	0.0	199.000	0.00	0.00
HAPNEY, BAILEY	0.00	0.0	199.000	0.00	0.00
HEMMINGSON, MORGAN	0.00	0.0	199.000	0.00	0.00
LYTHGOE, BECCA	0.00	0.0	199.000	0.00	0.00
MUTCHLER, BAILLIE	0.00	0.0	199.000	0.00	0.00
RUTTEN, RYLEE JO	0.00	0.0	199.000	0.00	0.00
SCHAACK, MADDIE	0.00	0.0	199.000	0.00	0.00
SEVERSON, CHEYENNE	0.00	0.0	199.000	0.00	0.00
STEVENS, BREANN	0.00	0.0	199.000	0.00	0.00
VIZECKY, ALLISON	0.00	0.0	199.000	0.00	0.00
WARD, FEHRIN	0.00	0.0	199.000	0.00	0.00



South Dakota 4-H

Listing of Scores by Rodeo

08/28/2012

Page 2

FINALS

Average

WEBB, KAILEE	0.00	0.0	199.000	0.00	0.00
OLSON, JESSICA	0.00	0.0	199.000	0.00	0.00
PAULEY, MATEE	0.00	0.0	199.000	0.00	0.00