

South Dakota 4-H

Listing of Scores by Rodeo

08/28/2012

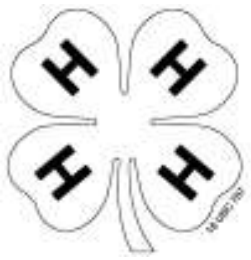
FINALS

Page 1

Average

Event: Sr Boys Bareback Rid

Contestant	Event Points	Score	Time	All Around Points	Payout
ENGLEBERT, CHANCE	10.00	146.0	0.000	10.00	0.00
CLARK, TRIG	9.00	144.0	0.000	9.00	0.00
ANDERSON, JD	8.00	58.0	0.000	8.00	0.00
WALL, GARRETT	0.00	0.0	0.000	0.00	0.00

*Listing of Scores by Rodeo*

08/28/2012

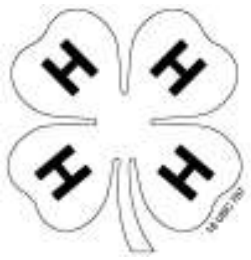
FINALS

Page 1

Average

Event: Sr Bull Riding

Contestant	Event Points	Score	Time	All Around Points	Payout
BACHMAN, TYRELL	10.00	148.0	0.000	10.00	0.00
LAPLANTE, TREYE	9.00	140.0	0.000	9.00	0.00
BERTUS, JOE	8.00	137.0	0.000	8.00	0.00
GERBRACHT, DALTON	7.00	136.0	0.000	7.00	0.00
WHITNEY, ZANE	6.00	84.0	0.000	6.00	0.00
ENGLEBERT, MILES	5.00	71.0	0.000	5.00	0.00
PETERSON, DARIN	4.00	67.0	0.000	4.00	0.00
SHOEMAKER, SCOTT	3.00	58.0	0.000	3.00	0.00
KNUTSON, RYAN	2.00	56.0	0.000	2.00	0.00
CARROL, COLLIN	0.00	0.0	0.000	0.00	0.00
CERMAK, LANE	0.00	0.0	0.000	0.00	0.00
CHYTKA, TUCKER	0.00	0.0	0.000	0.00	0.00
COLE, CHASEN	0.00	0.0	0.000	0.00	0.00
EASTON, TREVOR	0.00	0.0	0.000	0.00	0.00
FREDERICK, TC	0.00	0.0	0.000	0.00	0.00
HENINGER, CASEY	0.00	0.0	0.000	0.00	0.00
KOLB, WILL	0.00	0.0	0.000	0.00	0.00
MAHER, SHAUN	0.00	0.0	0.000	0.00	0.00
MAIER, TREY	0.00	0.0	0.000	0.00	0.00
NEIGEL, HAYDEN	0.00	0.0	0.000	0.00	0.00
SCHOENFELDER, BAILEY JOHN	0.00	0.0	0.000	0.00	0.00
SCHONEBAUM, LEVI	0.00	0.0	0.000	0.00	0.00
WALL, GARRETT	0.00	0.0	0.000	0.00	0.00
PAGE, RILEY	0.00	0.0	0.000	0.00	0.00
NORMAN, CHANTRY	0.00	0.0	0.000	0.00	0.00

*Listing of Scores by Rodeo*

08/28/2012

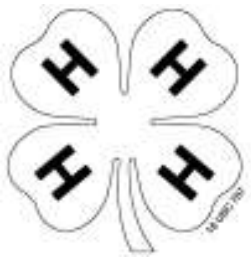
FINALS

Page 1

Average

Event: Sr Boys Saddle Bronc

Contestant	Event Points	Score	Time	All Around Points	Payout
BACHMAN, TYRELL	10.00	137.0	0.000	10.00	0.00
SCHMIDT, TEAL	9.00	68.0	0.000	9.00	0.00
O'LEORY, JIM	7.50	54.0	0.000	7.50	0.00
NORMAN, CHANTRY	7.50	54.0	0.000	7.50	0.00
HENINGER, CASEY	6.00	49.0	0.000	6.00	0.00
PETERSON, DARIN	5.00	46.0	0.000	5.00	0.00
WHITNEY, TUCKER	4.00	44.0	0.000	4.00	0.00
ETZKORN, DAN	3.00	43.0	0.000	3.00	0.00
CARROL, COLLIN	0.00	0.0	0.000	0.00	0.00
CHAUNCEY, BILL	0.00	0.0	0.000	0.00	0.00
CLARK, TAYTE	0.00	0.0	0.000	0.00	0.00
FORTUNE, TREY	0.00	0.0	0.000	0.00	0.00
HAPNEY, JASON	0.00	0.0	0.000	0.00	0.00
KREEGER, MILES	0.00	0.0	0.000	0.00	0.00
MAIER, JADE	0.00	0.0	0.000	0.00	0.00
SANDQUIST, SUTTON	0.00	0.0	0.000	0.00	0.00
SIMONS, TANNER	0.00	0.0	0.000	0.00	0.00
THELEN, JOHN	0.00	0.0	0.000	0.00	0.00
PEKRON, CODY	0.00	0.0	0.000	0.00	0.00

*Listing of Scores by Rodeo*

08/28/2012

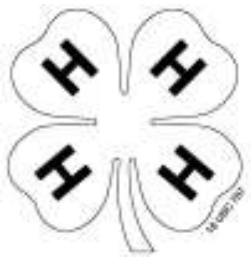
FINALS

Page 1

Average

Event: Sr Boys Str Wrstlng

Contestant	Event Points	Score	Time	All Around Points	Payout
LONG, BAILEY	10.00	0.0	12.130	10.00	0.00
CHRISTIANSSEN, JACE	9.00	0.0	12.970	9.00	0.00
SCHAACK, WYATT	8.00	0.0	13.070	8.00	0.00
CHRISTENSEN, LOGAN	7.00	0.0	13.990	7.00	0.00
RICHIE, NOLAN	6.00	0.0	15.230	6.00	0.00
PACKER, CASEY	5.00	0.0	15.250	5.00	0.00
FORTUNE, TREY	4.00	0.0	16.070	4.00	0.00
SCHMIDT, TAYLOR	3.00	0.0	16.600	3.00	0.00
GLAUS, TEIL	2.00	0.0	17.000	2.00	0.00
GAER, TYLER	1.00	0.0	24.200	1.00	0.00
BERGESON, DALLAS	0.00	0.0	24.470	0.00	0.00
BOLL, JUSTIN	0.00	0.0	26.520	0.00	0.00
THYBERG, EVAN	0.00	0.0	104.780	0.00	0.00
FULTON, JAKE	0.00	0.0	104.880	0.00	0.00
ETZKORN, DAN	0.00	0.0	104.930	0.00	0.00
PACKER, CADEN	0.00	0.0	105.310	0.00	0.00
FANNING, CAMERAN	0.00	0.0	105.580	0.00	0.00
MATZ, JACE	0.00	0.0	106.380	0.00	0.00
FULTON, WYATT	0.00	0.0	107.280	0.00	0.00
EGLY, GRADY	0.00	0.0	108.350	0.00	0.00
PACKER, CODY	0.00	0.0	108.970	0.00	0.00
OLLERICH, TY	0.00	0.0	109.510	0.00	0.00
DOWLING, CYLER	0.00	0.0	113.500	0.00	0.00
KAMMERER, JACOB	0.00	0.0	116.810	0.00	0.00
STANGLE, CLINT	0.00	0.0	118.840	0.00	0.00
CHRISTIANSSEN, COLLIN	0.00	0.0	199.000	0.00	0.00
HAPNEY, JASON	0.00	0.0	199.000	0.00	0.00
HENINGER, CASEY	0.00	0.0	199.000	0.00	0.00
JOHNSON, REED	0.00	0.0	199.000	0.00	0.00
JOHNSTON, CARSON	0.00	0.0	199.000	0.00	0.00
OLIVER, JESSE	0.00	0.0	199.000	0.00	0.00
POTTER, COLE	0.00	0.0	199.000	0.00	0.00

*Listing of Scores by Rodeo*

08/28/2012

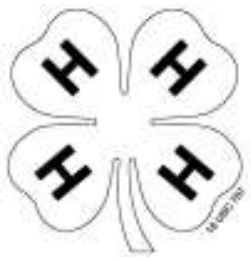
FINALS

Page 1

Average

Event: Sr Boys Tie Down

Contestant	Event Points	Score	Time	All Around Points	Payout
MUSICK, CARSON	10.00	0.0	23.380	10.00	0.00
SIVERTSEN, LEE	9.00	0.0	23.550	9.00	0.00
PACKER, CASEY	8.00	0.0	26.590	8.00	0.00
PACKER, CODY	7.00	0.0	27.940	7.00	0.00
JOHNSON, REED	6.00	0.0	29.340	6.00	0.00
ANDERSON, SETH	5.00	0.0	29.830	5.00	0.00
BLASIUS, LANE	4.00	0.0	30.360	4.00	0.00
CARLSON, COLE	3.00	0.0	31.950	3.00	0.00
FULTON, JAKE	2.00	0.0	32.630	2.00	0.00
BERGESON, DALLAS	1.00	0.0	35.080	1.00	0.00
FULTON, WYATT	0.00	0.0	35.210	0.00	0.00
THYBERG, EVAN	0.00	0.0	38.520	0.00	0.00
PARR, LOGAN	0.00	0.0	39.840	0.00	0.00
CHRISTENSEN, LOGAN	0.00	0.0	39.970	0.00	0.00
GEHRKE, STERLING	0.00	0.0	40.420	0.00	0.00
SCHAACK, WYATT	0.00	0.0	43.280	0.00	0.00
HECKENLAIBLE, CODY	0.00	0.0	45.460	0.00	0.00
STANGLE, CLINT	0.00	0.0	45.900	0.00	0.00
EGLY, GRADY	0.00	0.0	46.720	0.00	0.00
CHRISTIANSSEN, JACE	0.00	0.0	48.530	0.00	0.00
JOHNSTON, CARSON	0.00	0.0	48.620	0.00	0.00
RICHIE, NOLAN	0.00	0.0	48.670	0.00	0.00
CLARK, TAYTE	0.00	0.0	54.370	0.00	0.00
KAMMERER, JACOB	0.00	0.0	61.630	0.00	0.00
GAER, TYLER	0.00	0.0	112.830	0.00	0.00
NELSON, MATT	0.00	0.0	113.020	0.00	0.00
KALLHOFF, KYLE	0.00	0.0	113.800	0.00	0.00
EDLEMAN, BRAEDEN	0.00	0.0	114.280	0.00	0.00
HAPNEY, JASON	0.00	0.0	115.130	0.00	0.00
RISSE, ROY	0.00	0.0	115.270	0.00	0.00
PACKER, CADEN	0.00	0.0	116.150	0.00	0.00
PETERSON, DARIN	0.00	0.0	119.020	0.00	0.00
FAWCETT, LANE	0.00	0.0	119.580	0.00	0.00
OLSON, TYUS	0.00	0.0	119.630	0.00	0.00
BICKEL, BRADY	0.00	0.0	119.680	0.00	0.00
BERNSTEIN, CODY	0.00	0.0	120.100	0.00	0.00
WIENJES, REECE	0.00	0.0	120.660	0.00	0.00
CLARK, TRIG	0.00	0.0	121.860	0.00	0.00
WIRTJES, TRISTON	0.00	0.0	122.520	0.00	0.00
CHAUNCEY, BILL	0.00	0.0	124.460	0.00	0.00
CHRISTIANSSEN, COLLIN	0.00	0.0	126.170	0.00	0.00
NOVAK, PRESTON	0.00	0.0	127.050	0.00	0.00
BAKER, CORT	0.00	0.0	199.000	0.00	0.00
BIRKHOLTZ, COLE	0.00	0.0	199.000	0.00	0.00
BOHNENKAMP, MICHAEL	0.00	0.0	199.000	0.00	0.00
BOLDON, SAMUEL	0.00	0.0	199.000	0.00	0.00
BOYSEN, SHANE	0.00	0.0	199.000	0.00	0.00
DONNER, SAGE	0.00	0.0	199.000	0.00	0.00
DOWLING, CYLER	0.00	0.0	199.000	0.00	0.00
FORTUNE, ROLLY	0.00	0.0	199.000	0.00	0.00

*Listing of Scores by Rodeo*

08/28/2012

Page 2

FINALS

Average

GLAUS, TEIL	0.00	0.0	199.000	0.00	0.00
GORDER, DUSTY	0.00	0.0	199.000	0.00	0.00
HENDRICKSON, JOE	0.00	0.0	199.000	0.00	0.00
JANISCH, WYATT	0.00	0.0	199.000	0.00	0.00
JONES, BRODY	0.00	0.0	199.000	0.00	0.00
LAUING, LATHAN	0.00	0.0	199.000	0.00	0.00
MAIER, JADE	0.00	0.0	199.000	0.00	0.00
RUTTEN, REID	0.00	0.0	199.000	0.00	0.00
SCHNEIDER, COLE	0.00	0.0	199.000	0.00	0.00
WALL, GARRETT	0.00	0.0	199.000	0.00	0.00
RISSE, CHARLES	0.00	0.0	199.000	0.00	0.00
SCHMIDT, TAYLOR	0.00	0.0	199.000	0.00	0.00
PHILIPSEN, JACE	0.00	0.0	199.000	0.00	0.00
TUPPER, TAYLOR	0.00	0.0	199.000	0.00	0.00
WHITNEY, TUCKER	0.00	0.0	199.000	0.00	0.00
OLLERICH, TY	0.00	0.0	199.000	0.00	0.00
PALMER, TYEN	0.00	0.0	199.000	0.00	0.00
PARMELY, KOLBY	0.00	0.0	199.000	0.00	0.00
PETERS, MATT	0.00	0.0	199.000	0.00	0.00
POPHAM, CHANCE	0.00	0.0	199.000	0.00	0.00