

South Dakota 4-H

*Listing of Scores by Rodeo*

08/28/2012

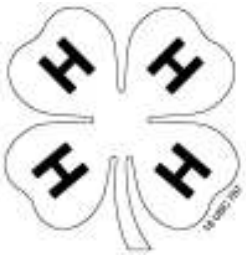
FINALS

Page 1

2nd Go

**Event: Sr Boys Bareback Rid**

<b>Draw: Contestant</b>	<b>Event Points</b>	<b>Score</b>	<b>Time</b>	<b>All Around Points</b>	<b>Payout</b>
4 CLARK, TRIG	10.00	78.0	0.000	10.00	0.00
1 ENGLEBERT, CHANCE	9.00	74.0	0.000	9.00	0.00
2 ANDERSON, JD	0.00	0.0	0.000	0.00	0.00
3 WALL, GARRETT	0.00	0.0	0.000	0.00	0.00



South Dakota 4-H

*Listing of Scores by Rodeo*

08/28/2012

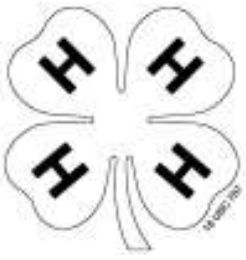
FINALS

Page 1

2nd Go

**Event: Sr Bull Riding**

<b>Draw: Contestant</b>	<b>Event Points</b>	<b>Score</b>	<b>Time</b>	<b>All Around Points</b>	<b>Payout</b>
23 BACHMAN, TYRELL	10.00	76.0	0.000	10.00	0.00
20 BERTUS, JOE	9.00	71.0	0.000	9.00	0.00
15 LAPLANTE, TREYE	8.00	69.0	0.000	8.00	0.00
4 GERBRACHT, DALTON	7.00	65.0	0.000	7.00	0.00
5 WHITNEY, ZANE	6.00	51.0	0.000	6.00	0.00
6 CARROL, COLLIN	0.00	0.0	0.000	0.00	0.00
21 CERMAK, LANE	0.00	0.0	0.000	0.00	0.00
8 CHYTKA, TUCKER	0.00	0.0	0.000	0.00	0.00
2 COLE, CHASEN	0.00	0.0	0.000	0.00	0.00
24 EASTON, TREVOR	0.00	0.0	0.000	0.00	0.00
11 ENGLEBERT, MILES	0.00	0.0	0.000	0.00	0.00
17 FREDERICK, TC	0.00	0.0	0.000	0.00	0.00
13 HENINGER, CASEY	0.00	0.0	0.000	0.00	0.00
25 KNUTSON, RYAN	0.00	0.0	0.000	0.00	0.00
19 KOLB, WILL	0.00	0.0	0.000	0.00	0.00
10 MAHER, SHAUN	0.00	0.0	0.000	0.00	0.00
18 MAIER, TREY	0.00	0.0	0.000	0.00	0.00
14 NEIGEL, HAYDEN	0.00	0.0	0.000	0.00	0.00
12 SCHOENFELDER, BAILEY JOHN	0.00	0.0	0.000	0.00	0.00
7 SCHONEBAUM, LEVI	0.00	0.0	0.000	0.00	0.00
16 SHOEMAKER, SCOTT	0.00	0.0	0.000	0.00	0.00
3 WALL, GARRETT	0.00	0.0	0.000	0.00	0.00
9 PAGE, RILEY	0.00	0.0	0.000	0.00	0.00
22 PETERSON, DARIN	0.00	0.0	0.000	0.00	0.00
1 NORMAN, CHANTRY	0.00	0.0	0.000	0.00	0.00



South Dakota 4-H

*Listing of Scores by Rodeo*

08/28/2012

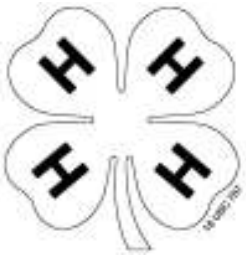
FINALS

Page 1

2nd Go

**Event: Sr Boys Saddle Bronc**

<b>Draw: Contestant</b>	<b>Event Points</b>	<b>Score</b>	<b>Time</b>	<b>All Around Points</b>	<b>Payout</b>
18 SCHMIDT, TEAL	10.00	68.0	0.000	10.00	0.00
8 BACHMAN, TYRELL	9.00	64.0	0.000	9.00	0.00
16 O'LEORY, JIM	7.50	54.0	0.000	7.50	0.00
1 NORMAN, CHANTRY	7.50	54.0	0.000	7.50	0.00
9 HENINGER, CASEY	6.00	49.0	0.000	6.00	0.00
12 CARROL, COLLIN	0.00	0.0	0.000	0.00	0.00
2 CHAUNCEY, BILL	0.00	0.0	0.000	0.00	0.00
7 CLARK, TAYTE	0.00	0.0	0.000	0.00	0.00
14 ETZKORN, DAN	0.00	0.0	0.000	0.00	0.00
10 FORTUNE, TREY	0.00	0.0	0.000	0.00	0.00
6 HAPNEY, JASON	0.00	0.0	0.000	0.00	0.00
3 KREEGER, MILES	0.00	0.0	0.000	0.00	0.00
4 MAIER, JADE	0.00	0.0	0.000	0.00	0.00
19 SANDQUIST, SUTTON	0.00	0.0	0.000	0.00	0.00
15 SIMONS, TANNER	0.00	0.0	0.000	0.00	0.00
5 THELEN, JOHN	0.00	0.0	0.000	0.00	0.00
13 WHITNEY, TUCKER	0.00	0.0	0.000	0.00	0.00
17 PEKRON, CODY	0.00	0.0	0.000	0.00	0.00
11 PETERSON, DARIN	0.00	0.0	0.000	0.00	0.00



South Dakota 4-H

*Listing of Scores by Rodeo*

08/28/2012

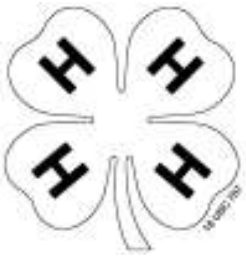
FINALS

Page 1

2nd Go

**Event: Sr Boys Str Wrstlng**

<b>Draw: Contestant</b>	<b>Event Points</b>	<b>Score</b>	<b>Time</b>	<b>All Around Points</b>	<b>Payout</b>
21 LONG, BAILEY	10.00	0.0	5.060	10.00	0.00
29 FORTUNE, TREY	9.00	0.0	5.270	9.00	0.00
5 RICHIE, NOLAN	8.00	0.0	5.770	8.00	0.00
24 THYBERG, EVAN	7.00	0.0	5.780	7.00	0.00
26 ETZKORN, DAN	6.00	0.0	5.930	6.00	0.00
3 CHRISTIANSEN, JACE	5.00	0.0	6.040	5.00	0.00
23 PACKER, CASEY	4.00	0.0	6.560	4.00	0.00
10 FANNING, CAMERAN	3.00	0.0	6.580	3.00	0.00
31 MATZ, JACE	2.00	0.0	7.380	2.00	0.00
15 CHRISTENSEN, LOGAN	1.00	0.0	7.970	1.00	0.00
18 SCHAACK, WYATT	0.00	0.0	8.190	0.00	0.00
28 FULTON, WYATT	0.00	0.0	8.280	0.00	0.00
32 GLAUS, TEIL	0.00	0.0	8.900	0.00	0.00
30 SCHMIDT, TAYLOR	0.00	0.0	10.210	0.00	0.00
12 OLLERICH, TY	0.00	0.0	10.510	0.00	0.00
7 BERGESON, DALLAS	0.00	0.0	17.800	0.00	0.00
19 GAER, TYLER	0.00	0.0	18.430	0.00	0.00
8 BOLL, JUSTIN	0.00	0.0	18.930	0.00	0.00
6 STANGLE, CLINT	0.00	0.0	19.840	0.00	0.00
16 CHRISTIANSEN, COLLIN	0.00	0.0	100.000	0.00	0.00
27 DOWLING, CYLER	0.00	0.0	100.000	0.00	0.00
20 EGLY, GRADY	0.00	0.0	100.000	0.00	0.00
13 FULTON, JAKE	0.00	0.0	100.000	0.00	0.00
17 HAPNEY, JASON	0.00	0.0	100.000	0.00	0.00
9 HENINGER, CASEY	0.00	0.0	100.000	0.00	0.00
22 JOHNSON, REED	0.00	0.0	100.000	0.00	0.00
11 JOHNSTON, CARSON	0.00	0.0	100.000	0.00	0.00
25 KAMMERER, JACOB	0.00	0.0	100.000	0.00	0.00
4 OLIVER, JESSE	0.00	0.0	100.000	0.00	0.00
14 PACKER, CADEN	0.00	0.0	100.000	0.00	0.00
2 PACKER, CODY	0.00	0.0	100.000	0.00	0.00
1 POTTER, COLE	0.00	0.0	100.000	0.00	0.00

**Listing of Scores by Rodeo**

08/28/2012

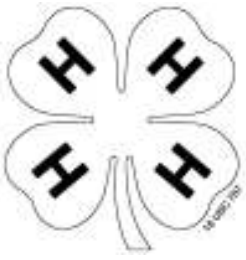
FINALS

Page 1

2nd Go

**Event: Sr Boys Tie Down**

<b>Draw: Contestant</b>	<b>Event Points</b>	<b>Score</b>	<b>Time</b>	<b>All Around Points</b>	<b>Payout</b>
46 SIVERTSEN, LEE	10.00	0.0	11.830	10.00	0.00
60 MUSICK, CARSON	9.00	0.0	12.680	9.00	0.00
58 SCHAACK, WYATT	8.00	0.0	13.230	8.00	0.00
53 PACKER, CODY	7.00	0.0	13.530	7.00	0.00
20 NELSON, MATT	6.00	0.0	14.020	6.00	0.00
13 KALLHOFF, KYLE	5.00	0.0	14.800	5.00	0.00
12 BLASIUS, LANE	4.00	0.0	14.910	4.00	0.00
21 PACKER, CASEY	3.00	0.0	15.030	3.00	0.00
51 CARLSON, COLE	2.00	0.0	15.610	2.00	0.00
22 GEHRKE, STERLING	1.00	0.0	16.050	1.00	0.00
35 RISSE, ROY	0.00	0.0	16.270	0.00	0.00
19 JOHNSON, REED	0.00	0.0	16.790	0.00	0.00
45 PACKER, CADEN	0.00	0.0	17.150	0.00	0.00
9 PARR, LOGAN	0.00	0.0	17.800	0.00	0.00
62 PETERSON, DARIN	0.00	0.0	20.020	0.00	0.00
1 ANDERSON, SETH	0.00	0.0	20.060	0.00	0.00
23 FAWCETT, LANE	0.00	0.0	20.580	0.00	0.00
24 FULTON, JAKE	0.00	0.0	20.610	0.00	0.00
14 BERNSTEIN, CODY	0.00	0.0	21.100	0.00	0.00
28 CHRISTENSEN, LOGAN	0.00	0.0	21.580	0.00	0.00
36 FULTON, WYATT	0.00	0.0	21.620	0.00	0.00
2 WIENTJES, REECE	0.00	0.0	21.660	0.00	0.00
64 RICHIE, NOLAN	0.00	0.0	22.050	0.00	0.00
5 BERGESON, DALLAS	0.00	0.0	22.400	0.00	0.00
56 THYBERG, EVAN	0.00	0.0	22.600	0.00	0.00
59 CLARK, TRIG	0.00	0.0	22.860	0.00	0.00
39 EGLY, GRADY	0.00	0.0	23.320	0.00	0.00
54 WIRTJES, TRISTON	0.00	0.0	23.520	0.00	0.00
49 KAMMERER, JACOB	0.00	0.0	25.080	0.00	0.00
34 CHAUNCEY, BILL	0.00	0.0	25.460	0.00	0.00
26 CHRISTIANSEN, JACE	0.00	0.0	26.030	0.00	0.00
25 CLARK, TAYTE	0.00	0.0	26.070	0.00	0.00
30 STANGLE, CLINT	0.00	0.0	26.900	0.00	0.00
4 CHRISTIANSEN, COLLIN	0.00	0.0	27.170	0.00	0.00
43 NOVAK, PRESTON	0.00	0.0	28.050	0.00	0.00
42 HECKENLAIBLE, CODY	0.00	0.0	28.310	0.00	0.00
31 JOHNSTON, CARSON	0.00	0.0	32.350	0.00	0.00
70 BAKER, CORT	0.00	0.0	100.000	0.00	0.00
67 BICKEL, BRADY	0.00	0.0	100.000	0.00	0.00
40 BIRKHOLTZ, COLE	0.00	0.0	100.000	0.00	0.00
47 BOHNENKAMP, MICHAEL	0.00	0.0	100.000	0.00	0.00
68 BOLDON, SAMUEL	0.00	0.0	100.000	0.00	0.00
11 BOYSEN, SHANE	0.00	0.0	100.000	0.00	0.00
44 DONNER, SAGE	0.00	0.0	100.000	0.00	0.00
48 DOWLING, CYLER	0.00	0.0	100.000	0.00	0.00
61 EDLEMAN, BRAEDEN	0.00	0.0	100.000	0.00	0.00
15 FORTUNE, ROLLY	0.00	0.0	100.000	0.00	0.00
27 GAER, TYLER	0.00	0.0	100.000	0.00	0.00
55 GLAUS, TEIL	0.00	0.0	100.000	0.00	0.00
29 GORDER, DUSTY	0.00	0.0	100.000	0.00	0.00

*Listing of Scores by Rodeo*

08/28/2012

Page 2

FINALS

2nd Go

37 HAPNEY, JASON	0.00	0.0	100.000	0.00	0.00
38 HENDRICKSON, JOE	0.00	0.0	100.000	0.00	0.00
16 JANISCH, WYATT	0.00	0.0	100.000	0.00	0.00
8 JONES, BRODY	0.00	0.0	100.000	0.00	0.00
52 LAUING, LATHAN	0.00	0.0	100.000	0.00	0.00
57 MAIER, JADE	0.00	0.0	100.000	0.00	0.00
10 RUTTEN, REID	0.00	0.0	100.000	0.00	0.00
6 SCHNEIDER, COLE	0.00	0.0	100.000	0.00	0.00
50 WALL, GARRETT	0.00	0.0	100.000	0.00	0.00
69 RISSE, CHARLES	0.00	0.0	100.000	0.00	0.00
65 SCHMIDT, TAYLOR	0.00	0.0	100.000	0.00	0.00
3 OLSON, TYUS	0.00	0.0	100.000	0.00	0.00
33 PHILIPSEN, JACE	0.00	0.0	100.000	0.00	0.00
41 TUPPER, TAYLOR	0.00	0.0	100.000	0.00	0.00
7 WHITNEY, TUCKER	0.00	0.0	100.000	0.00	0.00
32 OLLERICH, TY	0.00	0.0	100.000	0.00	0.00
18 PALMER, TYEN	0.00	0.0	100.000	0.00	0.00
66 PARMELY, KOLBY	0.00	0.0	100.000	0.00	0.00
63 PETERS, MATT	0.00	0.0	100.000	0.00	0.00
17 POPHAM, CHANCE	0.00	0.0	100.000	0.00	0.00