**Listing of Scores by Rodeo**

08/28/2012

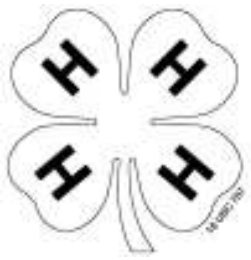
FINALS

Page 1

Average

Event: Jr Boys Breakaway

Contestant	Event Points	Score	Time	All Around Points	Payout
HALVERSON, SCOTT	10.00	0.0	5.020	10.00	0.00
PIRRUNG, BRADEN	9.00	0.0	6.250	9.00	0.00
PIRRUNG, PAYTON	8.00	0.0	7.970	8.00	0.00
CRAGO, COOPER	7.00	0.0	8.040	7.00	0.00
GOOD, CARSON	6.00	0.0	9.490	6.00	0.00
BROWN, WINSTON	5.00	0.0	9.690	5.00	0.00
SIVERTSEN, LONDON	4.00	0.0	10.020	4.00	0.00
KENZY, MYLES	3.00	0.0	10.380	3.00	0.00
OLIVER, BRITT	2.00	0.0	10.800	2.00	0.00
STEVENS, LATHEN	1.00	0.0	11.260	1.00	0.00
LAMMERS, BLAIR	0.00	0.0	14.980	0.00	0.00
MONNENS, WADE	0.00	0.0	16.210	0.00	0.00
ZILVERBERG, ZANE	0.00	0.0	25.690	0.00	0.00
PALMER, COLLIN	0.00	0.0	101.940	0.00	0.00
SCHUELKE, LANE	0.00	0.0	102.430	0.00	0.00
HENINGER, LUKE	0.00	0.0	102.440	0.00	0.00
BELKHAM, BROCK	0.00	0.0	102.680	0.00	0.00
CARMICHAEL, KYLER	0.00	0.0	102.920	0.00	0.00
STRAND, SAWYER	0.00	0.0	103.150	0.00	0.00
SCHUELKE, WYATT	0.00	0.0	103.270	0.00	0.00
BIETZ, BRADY	0.00	0.0	103.310	0.00	0.00
WOODWARD, BRENT	0.00	0.0	103.460	0.00	0.00
LOCKHART, THANE	0.00	0.0	103.610	0.00	0.00
OIEN, LAKE	0.00	0.0	104.560	0.00	0.00
FITE, TANNER	0.00	0.0	104.830	0.00	0.00
ARNESON, TARIN	0.00	0.0	105.530	0.00	0.00
KONTZ, BLAKE	0.00	0.0	105.630	0.00	0.00
SALONEN, GARRETT	0.00	0.0	105.640	0.00	0.00
OLSON, TREVOR	0.00	0.0	112.060	0.00	0.00
KESSLER, LUCAS	0.00	0.0	112.580	0.00	0.00
FANNING, RHETT	0.00	0.0	113.080	0.00	0.00
BACH, SETH	0.00	0.0	199.000	0.00	0.00
BOLDON, BAXTER	0.00	0.0	199.000	0.00	0.00
BRULEY, REIS	0.00	0.0	199.000	0.00	0.00
BYRNE, TYLER	0.00	0.0	199.000	0.00	0.00
CLARK, TEIGAN	0.00	0.0	199.000	0.00	0.00
CURRENCE, JOSH	0.00	0.0	199.000	0.00	0.00
FERNAU, ETHAN	0.00	0.0	199.000	0.00	0.00
GOOD, DENTON	0.00	0.0	199.000	0.00	0.00
HANNUM, RILEY	0.00	0.0	199.000	0.00	0.00
HARTSHORN, DAVID	0.00	0.0	199.000	0.00	0.00
HOKANA, COLT	0.00	0.0	199.000	0.00	0.00
HUNT, DAYCEN	0.00	0.0	199.000	0.00	0.00
JOHNSON, RANCE	0.00	0.0	199.000	0.00	0.00
KAHNKE, CHARLIE	0.00	0.0	199.000	0.00	0.00
KENNEDY, LOGAN	0.00	0.0	199.000	0.00	0.00
KIEHN, KORDEL	0.00	0.0	199.000	0.00	0.00
MARONE, RICH	0.00	0.0	199.000	0.00	0.00
MCKENNEY, CHAYSE	0.00	0.0	199.000	0.00	0.00
MOODY, MASON	0.00	0.0	199.000	0.00	0.00

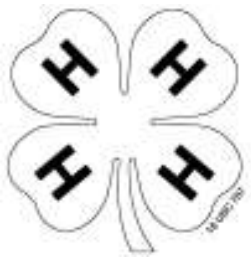


Listing of Scores by Rodeo

FINALS

Average

MOODY, TATER	0.00	0.0	199.000	0.00	0.00
NUTTER, RIO	0.00	0.0	199.000	0.00	0.00
OIEN, CAUY	0.00	0.0	199.000	0.00	0.00
ROBERTS, CORD	0.00	0.0	199.000	0.00	0.00
SAWVELL, CAMDEN	0.00	0.0	199.000	0.00	0.00
TEKRONY, JUSTIN	0.00	0.0	199.000	0.00	0.00
ULLERICH, REECE	0.00	0.0	199.000	0.00	0.00
WALL, CASEY	0.00	0.0	199.000	0.00	0.00
PETERSEK, LINKYN	0.00	0.0	199.000	0.00	0.00
COWAN, TELSON	0.00	0.0	199.000	0.00	0.00
LOCKHART, CADE	0.00	0.0	199.000	0.00	0.00
JOHNSON, HUNTER	0.00	0.0	199.000	0.00	0.00

*Listing of Scores by Rodeo*

08/28/2012

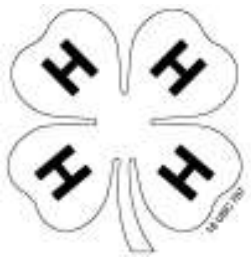
FINALS

Page 1

Average

Event: Jr Boys Cattle Ridin

Contestant	Event Points	Score	Time	All Around Points	Payout
RICE, DYLAN	9.50	110.0	0.000	9.50	0.00
SCHUELKE, LANE	9.50	110.0	0.000	9.50	0.00
FREDERICK, JW	8.00	109.0	0.000	8.00	0.00
HILL, BRADY	7.00	106.0	0.000	7.00	0.00
SCHMIDT, TJ	6.00	105.0	0.000	6.00	0.00
KESSLER, CHRIS	5.00	104.0	0.000	5.00	0.00
SCHLABACH, RYAN	4.00	93.0	0.000	4.00	0.00
HARTER, DALTON	3.00	89.0	0.000	3.00	0.00
ALLEN, TEE	1.50	88.0	0.000	1.50	0.00
RINEHART, RILEY	1.50	88.0	0.000	1.50	0.00
JOHNSON, RANCE	0.00	61.0	0.000	0.00	0.00
SCHOTT, CHANCE	0.00	54.0	0.000	0.00	0.00
SMITH, STRAN	0.00	52.0	0.000	0.00	0.00
EASTON, TUCKER	0.00	51.0	0.000	0.00	0.00
SCHALESKY, JACOB	0.00	44.0	0.000	0.00	0.00
JOHNSON, HUNTER	0.00	43.0	0.000	0.00	0.00
BREWER, COLE	0.00	0.0	0.000	0.00	0.00
FORMAN, BLADE	0.00	0.0	0.000	0.00	0.00
HEINLE, ALEX	0.00	0.0	0.000	0.00	0.00
LARSON, TRACE	0.00	0.0	0.000	0.00	0.00
MOODY, MASON	0.00	0.0	0.000	0.00	0.00
WALL, CASEY	0.00	0.0	0.000	0.00	0.00
PECHOUR, DOMMONICK	0.00	0.0	0.000	0.00	0.00

**Listing of Scores by Rodeo**

08/28/2012

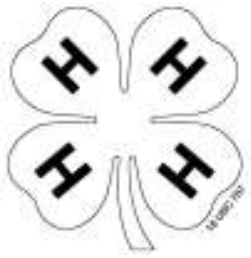
FINALS

Page 1

Average

Event: Jr Boys Flag Race

Contestant	Event Points	Score	Time	All Around Points	Payout
PETRAK, TATE	10.00	0.0	16.750	10.00	0.00
SCHMIDT, TRAYER	9.00	0.0	16.853	9.00	0.00
BRULEY, REIS	8.00	0.0	17.077	8.00	0.00
MONNENS, WADE	7.00	0.0	17.113	7.00	0.00
KENNEDY, CARTER	6.00	0.0	17.490	6.00	0.00
MOODY, TATER	5.00	0.0	17.502	5.00	0.00
HANNUM, RILEY	4.00	0.0	17.870	4.00	0.00
SIVERTSEN, LANDON	3.00	0.0	17.947	3.00	0.00
FITE, TANNER	2.00	0.0	18.345	2.00	0.00
OLSON, AUSTIN	1.00	0.0	18.726	1.00	0.00
CRAGO, COOPER	0.00	0.0	19.507	0.00	0.00
MCKENNEY, CHAYSE	0.00	0.0	20.133	0.00	0.00
SCHAACK, WYNN	0.00	0.0	21.000	0.00	0.00
COON, TATE	0.00	0.0	25.298	0.00	0.00
GARNOS, MCCALL	0.00	0.0	25.474	0.00	0.00
BROWN, WINSTON	0.00	0.0	107.119	0.00	0.00
FERNAU, ETHAN	0.00	0.0	107.189	0.00	0.00
BELKHAM, BROCK	0.00	0.0	107.274	0.00	0.00
BOLDON, BAXTER	0.00	0.0	107.425	0.00	0.00
SAWVELL, CAMDEN	0.00	0.0	107.673	0.00	0.00
WALL, CASEY	0.00	0.0	107.749	0.00	0.00
BIETZ, BRADY	0.00	0.0	107.901	0.00	0.00
BREWER, COLE	0.00	0.0	107.950	0.00	0.00
KESSLER, LUCAS	0.00	0.0	107.968	0.00	0.00
KENZY, MYLES	0.00	0.0	108.136	0.00	0.00
STEVENS, LATHEN	0.00	0.0	108.241	0.00	0.00
KNIPPLING, TAYGEN	0.00	0.0	108.380	0.00	0.00
SALONEN, KOLTON	0.00	0.0	108.420	0.00	0.00
SCHNOSE, CLAY	0.00	0.0	108.703	0.00	0.00
HUNT, JT	0.00	0.0	108.731	0.00	0.00
HENINGER, LUKE	0.00	0.0	108.740	0.00	0.00
MOODY, MASON	0.00	0.0	108.940	0.00	0.00
KONTZ, BLAKE	0.00	0.0	108.959	0.00	0.00
HEIBERGER, ELIJAH	0.00	0.0	108.980	0.00	0.00
BACH, SETH	0.00	0.0	109.150	0.00	0.00
SMITH, STRAN	0.00	0.0	109.160	0.00	0.00
ROZELL, TUCKER	0.00	0.0	109.447	0.00	0.00
HILL, BRADY	0.00	0.0	109.560	0.00	0.00
WOODWARD, BRENT	0.00	0.0	109.620	0.00	0.00
RINEHART, GAGE	0.00	0.0	109.745	0.00	0.00
HALVERSON, SCOTT	0.00	0.0	109.860	0.00	0.00
SMITH, COOPER	0.00	0.0	110.220	0.00	0.00
YACKLEY, JAXON	0.00	0.0	112.110	0.00	0.00
GROVES, HARLAND	0.00	0.0	114.990	0.00	0.00
CARMICHAEL, KYLER	0.00	0.0	199.000	0.00	0.00
CLARK, TEIGAN	0.00	0.0	199.000	0.00	0.00
CURRENCE, JOSH	0.00	0.0	199.000	0.00	0.00
ESCOTT, DUCE	0.00	0.0	199.000	0.00	0.00
FANNING, RHETT	0.00	0.0	199.000	0.00	0.00
FLOYD, TYSON	0.00	0.0	199.000	0.00	0.00

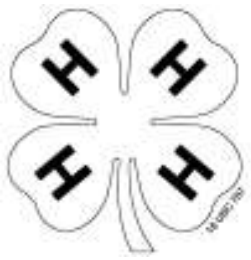


Listing of Scores by Rodeo

FINALS

Average

GROVES, HUGH	0.00	0.0	199.000	0.00	0.00
HUNT, DAYCEN	0.00	0.0	199.000	0.00	0.00
JACKSON, COLTON	0.00	0.0	199.000	0.00	0.00
JOHNSON, RANCE	0.00	0.0	199.000	0.00	0.00
KENNEDY, LOGAN	0.00	0.0	199.000	0.00	0.00
KIEHN, KORDEL	0.00	0.0	199.000	0.00	0.00
KINSELLA, KADE	0.00	0.0	199.000	0.00	0.00
MARONE, RICH	0.00	0.0	199.000	0.00	0.00
SALONEN, GARRETT	0.00	0.0	199.000	0.00	0.00
STRAND, SAWYER	0.00	0.0	199.000	0.00	0.00
WIRTJES, BLAKE	0.00	0.0	199.000	0.00	0.00
OLSON, TREVOR	0.00	0.0	199.000	0.00	0.00
GAER, TUCKER	0.00	0.0	199.000	0.00	0.00

**Listing of Scores by Rodeo**

08/28/2012

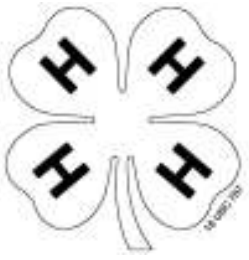
FINALS

Page 1

Average

Event: Jr Boys Goats

Contestant	Event Points	Score	Time	All Around Points	Payout
FITE, TANNER	10.00	0.0	19.420	10.00	0.00
BROWN, WINSTON	9.00	0.0	20.360	9.00	0.00
PETRAK, TATE	8.00	0.0	20.920	8.00	0.00
JOHNSON, RANCE	7.00	0.0	21.050	7.00	0.00
LOCKHART, THANE	6.00	0.0	21.090	6.00	0.00
BELKHAM, BROCK	5.00	0.0	22.520	5.00	0.00
FULTON, DYLAN	4.00	0.0	22.550	4.00	0.00
MCKENNEY, CHAYSE	3.00	0.0	22.960	3.00	0.00
SIVERTSEN, LANDON	2.00	0.0	23.320	2.00	0.00
GROVES, HARLAND	1.00	0.0	23.590	1.00	0.00
ROBERTS, CORD	0.00	0.0	24.430	0.00	0.00
PIRRUNG, PAYTON	0.00	0.0	24.430	0.00	0.00
GOOD, CARSON	0.00	0.0	24.960	0.00	0.00
HILL, BRADY	0.00	0.0	25.040	0.00	0.00
HEIBERGER, ELIJAH	0.00	0.0	25.190	0.00	0.00
WOODWARD, BRENT	0.00	0.0	25.750	0.00	0.00
MOODY, TATER	0.00	0.0	25.830	0.00	0.00
ZILVERBERG, ZANE	0.00	0.0	26.000	0.00	0.00
KESSLER, LUCAS	0.00	0.0	26.190	0.00	0.00
STEVENS, LATHEN	0.00	0.0	26.710	0.00	0.00
MONNENS, WADE	0.00	0.0	27.060	0.00	0.00
MARONE, RICH	0.00	0.0	27.480	0.00	0.00
OLIVER, BRITT	0.00	0.0	27.730	0.00	0.00
BOLDON, BAXTER	0.00	0.0	27.960	0.00	0.00
LOESCH, WYATT	0.00	0.0	28.460	0.00	0.00
OLSON, TREVOR	0.00	0.0	28.660	0.00	0.00
ELSHERE, CARTER	0.00	0.0	28.730	0.00	0.00
STRAND, SAWYER	0.00	0.0	28.740	0.00	0.00
BYRNE, TYLER	0.00	0.0	29.430	0.00	0.00
OLSON, AUSTIN	0.00	0.0	29.580	0.00	0.00
SALONEN, KOLTON	0.00	0.0	30.230	0.00	0.00
BERGESON, ALEX	0.00	0.0	31.150	0.00	0.00
SCHUELKE, LANE	0.00	0.0	31.410	0.00	0.00
KNIPLING, TAYGEN	0.00	0.0	31.470	0.00	0.00
ULLERICH, REECE	0.00	0.0	31.800	0.00	0.00
PETERSEK, LINKYN	0.00	0.0	32.910	0.00	0.00
SCHAACK, WYNN	0.00	0.0	34.050	0.00	0.00
KENNEDY, CARTER	0.00	0.0	34.580	0.00	0.00
GROVES, HUGH	0.00	0.0	37.860	0.00	0.00
BACH, SETH	0.00	0.0	39.270	0.00	0.00
HANNUM, RILEY	0.00	0.0	40.570	0.00	0.00
GAER, TUCKER	0.00	0.0	41.100	0.00	0.00
KONTZ, BLAKE	0.00	0.0	41.630	0.00	0.00
PIRRUNG, BRADEN	0.00	0.0	42.170	0.00	0.00
JOHNSON, HUNTER	0.00	0.0	43.180	0.00	0.00
KENZY, MYLES	0.00	0.0	44.600	0.00	0.00
JOHNSON, TATE	0.00	0.0	47.000	0.00	0.00
PALMER, COLLIN	0.00	0.0	109.950	0.00	0.00
BRULEY, REIS	0.00	0.0	114.060	0.00	0.00
HENINGER, LUKE	0.00	0.0	115.000	0.00	0.00



South Dakota 4-H

Listing of Scores by Rodeo

08/28/2012

Page 2

FINALS

Average

FERNAU, ETHAN	0.00	0.0	120.410	0.00	0.00
CLARK, TEIGAN	0.00	0.0	199.000	0.00	0.00
KIEHN, RAFE	0.00	0.0	199.000	0.00	0.00
SCHUELKE, WYATT	0.00	0.0	199.000	0.00	0.00