**Listing of Scores by Rodeo**

08/28/2012

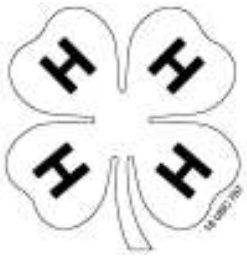
FINALS

Page 1

1st Go

Event: Jr Boys Breakaway

Draw: Contestant	Event Points	Score	Time	All Around Points	Payout
56 HALVERSON, SCOTT	10.00	0.0	2.500	10.00	0.00
15 BELKHAM, BROCK	9.00	0.0	2.680	9.00	0.00
51 SCHUELKE, WYATT	8.00	0.0	3.270	8.00	0.00
42 WOODWARD, BRENT	6.50	0.0	3.460	6.50	0.00
57 PIRRUNG, PAYTON	6.50	0.0	3.460	6.50	0.00
13 LOCKHART, THANE	5.00	0.0	3.610	5.00	0.00
49 MONNENS, WADE	4.00	0.0	3.880	4.00	0.00
26 PIRRUNG, BRADEN	3.00	0.0	4.080	3.00	0.00
48 OLIVER, BRITT	2.00	0.0	4.110	2.00	0.00
60 BROWN, WINSTON	1.00	0.0	4.180	1.00	0.00
3 GOOD, CARSON	0.00	0.0	4.320	0.00	0.00
59 OIEN, LAKE	0.00	0.0	4.560	0.00	0.00
28 CRAGO, COOPER	0.00	0.0	4.760	0.00	0.00
4 ZILVERBERG, ZANE	0.00	0.0	4.870	0.00	0.00
16 KENZY, MYLES	0.00	0.0	5.250	0.00	0.00
30 ARNESON, TARIN	0.00	0.0	5.530	0.00	0.00
45 STEVENS, LATHEN	0.00	0.0	5.810	0.00	0.00
25 SIVERTSEN, LANDON	0.00	0.0	6.670	0.00	0.00
18 LAMMERS, BLAIR	0.00	0.0	12.820	0.00	0.00
58 FANNING, RHETT	0.00	0.0	13.080	0.00	0.00
33 BACH, SETH	0.00	0.0	99.000	0.00	0.00
23 BIETZ, BRADY	0.00	0.0	99.000	0.00	0.00
41 BOLDON, BAXTER	0.00	0.0	99.000	0.00	0.00
44 BRULEY, REIS	0.00	0.0	99.000	0.00	0.00
6 BYRNE, TYLER	0.00	0.0	99.000	0.00	0.00
14 CARMICHAEL, KYLER	0.00	0.0	99.000	0.00	0.00
21 CLARK, TEIGAN	0.00	0.0	99.000	0.00	0.00
17 CURRRENCE, JOSH	0.00	0.0	99.000	0.00	0.00
32 FERNAU, ETHAN	0.00	0.0	99.000	0.00	0.00
37 FITE, TANNER	0.00	0.0	99.000	0.00	0.00
2 GOOD, DENTON	0.00	0.0	99.000	0.00	0.00
7 HANNUM, RILEY	0.00	0.0	99.000	0.00	0.00
38 HARTSHORN, DAVID	0.00	0.0	99.000	0.00	0.00
39 HENINGER, LUKE	0.00	0.0	99.000	0.00	0.00
54 HOKANA, COLT	0.00	0.0	99.000	0.00	0.00
24 HUNT, DAYCEN	0.00	0.0	99.000	0.00	0.00
5 JOHNSON, RANCE	0.00	0.0	99.000	0.00	0.00
50 KAHNKE, CHARLIE	0.00	0.0	99.000	0.00	0.00
53 KENNEDY, LOGAN	0.00	0.0	99.000	0.00	0.00
46 KESSLER, LUCAS	0.00	0.0	99.000	0.00	0.00
8 KIEHN, KORDEL	0.00	0.0	99.000	0.00	0.00
29 KONTZ, BLAKE	0.00	0.0	99.000	0.00	0.00
47 MARONE, RICH	0.00	0.0	99.000	0.00	0.00
35 MCKENNEY, CHAYSE	0.00	0.0	99.000	0.00	0.00
43 MOODY, MASON	0.00	0.0	99.000	0.00	0.00
9 MOODY, TATER	0.00	0.0	99.000	0.00	0.00
22 NUTTER, RIO	0.00	0.0	99.000	0.00	0.00
34 OIEN, CAUY	0.00	0.0	99.000	0.00	0.00
27 ROBERTS, CORD	0.00	0.0	99.000	0.00	0.00
36 SALONEN, GARRETT	0.00	0.0	99.000	0.00	0.00

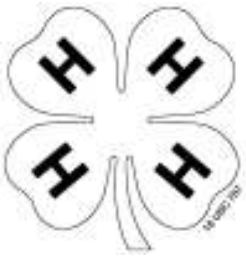


Listing of Scores by Rodeo

FINALS

1st Go

52 SAWVELL, CAMDEN	0.00	0.0	99.000	0.00	0.00
1 SCHUELKE, LANE	0.00	0.0	99.000	0.00	0.00
10 STRAND, SAWYER	0.00	0.0	99.000	0.00	0.00
20 TEKRONY, JUSTIN	0.00	0.0	99.000	0.00	0.00
55 ULLERICH, REECE	0.00	0.0	99.000	0.00	0.00
12 WALL, CASEY	0.00	0.0	99.000	0.00	0.00
40 OLSON, TREVOR	0.00	0.0	99.000	0.00	0.00
19 PALMER, COLLIN	0.00	0.0	99.000	0.00	0.00
11 PETERSEK, LINKYN	0.00	0.0	99.000	0.00	0.00
61 COWAN, TELSON	0.00	0.0	99.000	0.00	0.00
31 LOCKHART, CADE	0.00	0.0	99.000	0.00	0.00
62 JOHNSON, HUNTER	0.00	0.0	99.000	0.00	0.00



South Dakota 4-H

Listing of Scores by Rodeo

08/28/2012

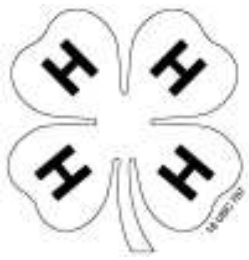
FINALS

Page 1

1st Go

Event: *Jr Boys Cattle Ridin*

Draw: Contestant	Event Points	Score	Time	All Around Points	Payout
7 FREDERICK, JW	9.50	57.0	0.000	9.50	0.00
22 KESSLER, CHRIS	9.50	57.0	0.000	9.50	0.00
20 ALLEN, TEE	8.00	56.0	0.000	8.00	0.00
17 SCHUELKE, LANE	7.00	55.0	0.000	7.00	0.00
6 SCHOTT, CHANCE	6.00	54.0	0.000	6.00	0.00
13 SCHMIDT, TJ	5.00	53.0	0.000	5.00	0.00
8 HILL, BRADY	3.50	52.0	0.000	3.50	0.00
23 SMITH, STRAN	3.50	52.0	0.000	3.50	0.00
1 RICE, DYLAN	2.00	49.0	0.000	2.00	0.00
14 SCHLABACH, RYAN	1.00	48.0	0.000	1.00	0.00
3 RINEHART, RILEY	0.00	46.0	0.000	0.00	0.00
9 SCHALESKY, JACOB	0.00	44.0	0.000	0.00	0.00
18 JOHNSON, HUNTER	0.00	43.0	0.000	0.00	0.00
19 HARTER, DALTON	0.00	41.0	0.000	0.00	0.00
12 BREWER, COLE	0.00	0.0	0.000	0.00	0.00
21 EASTON, TUCKER	0.00	0.0	0.000	0.00	0.00
5 FORMAN, BLADE	0.00	0.0	0.000	0.00	0.00
4 HEINLE, ALEX	0.00	0.0	0.000	0.00	0.00
15 JOHNSON, RANCE	0.00	0.0	0.000	0.00	0.00
11 LARSON, TRACE	0.00	0.0	0.000	0.00	0.00
16 MOODY, MASON	0.00	0.0	0.000	0.00	0.00
2 WALL, CASEY	0.00	0.0	0.000	0.00	0.00
10 PECHOUR, DOMMONICK	0.00	0.0	0.000	0.00	0.00

*Listing of Scores by Rodeo*

08/28/2012

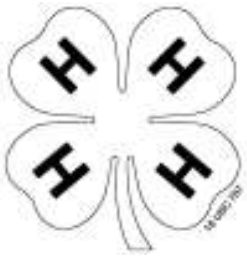
FINALS

Page 1

1st Go

Event: Jr Boys Flag Race

Draw: Contestant	Event Points	Score	Time	All Around Points	Payout
50 MONNENS, WADE	10.00	0.0	8.340	10.00	0.00
45 BRULEY, REIS	9.00	0.0	8.370	9.00	0.00
37 SCHMIDT, TRAYER	8.00	0.0	8.380	8.00	0.00
19 SALONEN, KOLTON	7.00	0.0	8.420	7.00	0.00
51 PETRAK, TATE	6.00	0.0	8.480	6.00	0.00
62 HENINGER, LUKE	5.00	0.0	8.740	5.00	0.00
22 SIVERTSEN, LANDON	4.00	0.0	8.780	4.00	0.00
56 KENNEDY, CARTER	3.00	0.0	8.900	3.00	0.00
6 MOODY, TATER	2.00	0.0	8.920	2.00	0.00
60 FITE, TANNER	1.00	0.0	9.010	1.00	0.00
57 HANNUM, RILEY	0.00	0.0	9.110	0.00	0.00
35 BACH, SETH	0.00	0.0	9.150	0.00	0.00
17 SMITH, STRAN	0.00	0.0	9.160	0.00	0.00
18 HILL, BRADY	0.00	0.0	9.560	0.00	0.00
61 OLSON, AUSTIN	0.00	0.0	9.590	0.00	0.00
49 WOODWARD, BRENT	0.00	0.0	9.620	0.00	0.00
3 HALVERSON, SCOTT	0.00	0.0	9.860	0.00	0.00
7 CRAGO, COOPER	0.00	0.0	10.020	0.00	0.00
23 MCKENNEY, CHAYSE	0.00	0.0	10.180	0.00	0.00
59 SMITH, COOPER	0.00	0.0	10.220	0.00	0.00
52 YACKLEY, JAXON	0.00	0.0	12.110	0.00	0.00
27 COON, TATE	0.00	0.0	12.400	0.00	0.00
38 SCHAACK, WYNN	0.00	0.0	12.680	0.00	0.00
16 GARNOS, MCCALL	0.00	0.0	13.440	0.00	0.00
1 GROVES, HARLAND	0.00	0.0	14.990	0.00	0.00
31 BELKHAM, BROCK	0.00	0.0	99.000	0.00	0.00
12 BIETZ, BRADY	0.00	0.0	99.000	0.00	0.00
26 BOLDON, BAXTER	0.00	0.0	99.000	0.00	0.00
41 BREWER, COLE	0.00	0.0	99.000	0.00	0.00
5 BROWN, WINSTON	0.00	0.0	99.000	0.00	0.00
63 CARMICHAEL, KYLER	0.00	0.0	99.000	0.00	0.00
15 CLARK, TEIGAN	0.00	0.0	99.000	0.00	0.00
24 CURRRENCE, JOSH	0.00	0.0	99.000	0.00	0.00
8 ESCOTT, DUCE	0.00	0.0	99.000	0.00	0.00
64 FANNING, RHETT	0.00	0.0	99.000	0.00	0.00
43 FERNAU, ETHAN	0.00	0.0	99.000	0.00	0.00
48 FLOYD, TYSON	0.00	0.0	99.000	0.00	0.00
36 GROVES, HUGH	0.00	0.0	99.000	0.00	0.00
32 HEIBERGER, ELIJAH	0.00	0.0	99.000	0.00	0.00
53 HUNT, DAYCEN	0.00	0.0	99.000	0.00	0.00
34 HUNT, JT	0.00	0.0	99.000	0.00	0.00
44 JACKSON, COLTON	0.00	0.0	99.000	0.00	0.00
11 JOHNSON, RANCE	0.00	0.0	99.000	0.00	0.00
2 KENNEDY, LOGAN	0.00	0.0	99.000	0.00	0.00
20 KENZY, MYLES	0.00	0.0	99.000	0.00	0.00
30 KESSLER, LUCAS	0.00	0.0	99.000	0.00	0.00
10 KIEHN, KORDEL	0.00	0.0	99.000	0.00	0.00
4 KINSELLA, KADE	0.00	0.0	99.000	0.00	0.00
29 KNIPPLING, TAYGEN	0.00	0.0	99.000	0.00	0.00
47 KONTZ, BLAKE	0.00	0.0	99.000	0.00	0.00

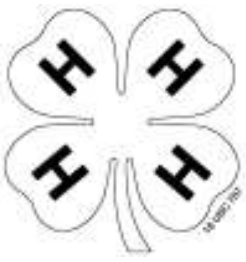


Listing of Scores by Rodeo

FINALS

1st Go

40 MARONE, RICH	0.00	0.0	99.000	0.00	0.00
25 MOODY, MASON	0.00	0.0	99.000	0.00	0.00
14 RINEHART, GAGE	0.00	0.0	99.000	0.00	0.00
55 ROZELL, TUCKER	0.00	0.0	99.000	0.00	0.00
13 SALONEN, GARRETT	0.00	0.0	99.000	0.00	0.00
21 SAWVELL, CAMDEN	0.00	0.0	99.000	0.00	0.00
28 SCHNOSE, CLAY	0.00	0.0	99.000	0.00	0.00
39 STEVENS, LATHEN	0.00	0.0	99.000	0.00	0.00
58 STRAND, SAWYER	0.00	0.0	99.000	0.00	0.00
42 WALL, CASEY	0.00	0.0	99.000	0.00	0.00
54 WIRTJES, BLAKE	0.00	0.0	99.000	0.00	0.00
46 OLSON, TREVOR	0.00	0.0	99.000	0.00	0.00
33 GAER, TUCKER	0.00	0.0	99.000	0.00	0.00

**Listing of Scores by Rodeo**

08/28/2012

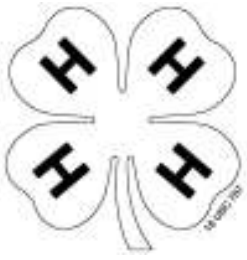
FINALS

Page 1

1st Go

Event: Jr Boys Goats

Draw: Contestant	Event Points	Score	Time	All Around Points	Payout
46 FITE, TANNER	10.00	0.0	9.590	10.00	0.00
12 BELKHAM, BROCK	9.00	0.0	10.060	9.00	0.00
24 STRAND, SAWYER	8.00	0.0	10.120	8.00	0.00
29 JOHNSON, RANCE	7.00	0.0	10.340	7.00	0.00
5 BROWN, WINSTON	6.00	0.0	10.960	6.00	0.00
36 LOCKHART, THANE	5.00	0.0	11.070	5.00	0.00
11 HILL, BRADY	4.00	0.0	11.150	4.00	0.00
52 MCKENNEY, CHAYSE	3.00	0.0	11.230	3.00	0.00
15 PETRAK, TATE	2.00	0.0	11.410	2.00	0.00
9 FULTON, DYLAN	1.00	0.0	11.600	1.00	0.00
23 GROVES, HARLAND	0.00	0.0	11.970	0.00	0.00
41 PIRRUNG, PAYTON	0.00	0.0	12.350	0.00	0.00
21 KESSLER, LUCAS	0.00	0.0	12.500	0.00	0.00
13 SIVERTSEN, LONDON	0.00	0.0	12.510	0.00	0.00
27 ULLERICH, REECE	0.00	0.0	12.600	0.00	0.00
47 GOOD, CARSON	0.00	0.0	12.770	0.00	0.00
38 ROBERTS, CORD	0.00	0.0	12.770	0.00	0.00
19 MARONE, RICH	0.00	0.0	12.790	0.00	0.00
1 MOODY, TATER	0.00	0.0	13.210	0.00	0.00
8 OLSON, TREVOR	0.00	0.0	13.260	0.00	0.00
35 WOODWARD, BRENT	0.00	0.0	13.320	0.00	0.00
40 ZILVERBERG, ZANE	0.00	0.0	13.320	0.00	0.00
49 MONNENS, WADE	0.00	0.0	13.450	0.00	0.00
4 OLIVER, BRITT	0.00	0.0	13.760	0.00	0.00
50 HEIBERGER, ELIJAH	0.00	0.0	13.850	0.00	0.00
39 BOLDON, BAXTER	0.00	0.0	13.940	0.00	0.00
33 OLSON, AUSTIN	0.00	0.0	14.110	0.00	0.00
22 LOESCH, WYATT	0.00	0.0	14.710	0.00	0.00
31 STEVENS, LATHEN	0.00	0.0	14.750	0.00	0.00
48 BYRNE, TYLER	0.00	0.0	15.390	0.00	0.00
51 ELSHERE, CARTER	0.00	0.0	15.530	0.00	0.00
30 KNIPPLING, TAYGEN	0.00	0.0	15.990	0.00	0.00
6 BERGESON, ALEX	0.00	0.0	16.120	0.00	0.00
20 SALONEN, KOLTON	0.00	0.0	16.810	0.00	0.00
10 PETERSEK, LINKYN	0.00	0.0	17.840	0.00	0.00
34 JOHNSON, HUNTER	0.00	0.0	18.530	0.00	0.00
17 GROVES, HUGH	0.00	0.0	19.330	0.00	0.00
44 SCHUELKE, LANE	0.00	0.0	19.340	0.00	0.00
28 FERNAU, ETHAN	0.00	0.0	20.410	0.00	0.00
37 KENNEDY, CARTER	0.00	0.0	21.470	0.00	0.00
26 KONTZ, BLAKE	0.00	0.0	22.100	0.00	0.00
32 SCHAACK, WYNN	0.00	0.0	22.870	0.00	0.00
3 PIRRUNG, BRADEN	0.00	0.0	22.910	0.00	0.00
54 GAER, TUCKER	0.00	0.0	23.570	0.00	0.00
42 HANNUM, RILEY	0.00	0.0	23.800	0.00	0.00
7 JOHNSON, TATE	0.00	0.0	24.100	0.00	0.00
14 KENZY, MYLES	0.00	0.0	24.500	0.00	0.00
25 BACH, SETH	0.00	0.0	25.920	0.00	0.00
16 BRULEY, REIS	0.00	0.0	99.000	0.00	0.00
53 CLARK, TEIGAN	0.00	0.0	99.000	0.00	0.00



South Dakota 4-H

Listing of Scores by Rodeo

08/28/2012

FINALS

Page 2

1st Go

45 HENINGER, LUKE	0.00	0.0	99.000	0.00	0.00
2 KIEHN, RAFE	0.00	0.0	99.000	0.00	0.00
43 SCHUELKE, WYATT	0.00	0.0	99.000	0.00	0.00
18 PALMER, COLLIN	0.00	0.0	99.000	0.00	0.00